

uemme
TOOLS and EQUIPMENT



PEDROTTI
NORMALIZZATI

www.pedrotti.it

EDIZIONE 2017

INDICE

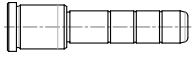
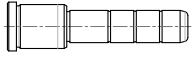
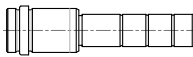
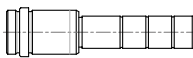
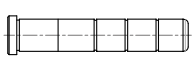




SUMMARY

INHALT






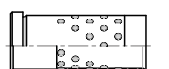


ACCESSORI PER STAMPI DI PRESSOFUSIONE ED INIEZIONE
STANDARD ELEMENTS FOR DIE CASTING AND PLASTIC INJECTION MOLDS
NORMALIEN FÜR DRUCKGUSS UND SPRITZGUSSWERKZEUGEN

COLONNE DI GUIDA - GUIDING PILLARS - FÜHRUNGSSÄULEN

ECO-1	COLONNA DI GUIDA A DUE DIAMETRI..... <i>Guide pillar without centering collar</i> <i>Führungssäule ohne Zentrierbund</i>	p. 28	
ECO-1H	COLONNA DI GUIDA A DUE DIAMETRI..... <i>Guide pillar without centering collar</i> <i>Führungssäule ohne Zentrierbund</i>	p. 30	
ECO-1S	COLONNA DI GUIDA A DUE DIAMETRI SPALLATA..... <i>Guide pillar with centering collar</i> <i>Führungssäule mit Zentrierbund</i>	p. 32	
ECO-1SH	COLONNA DI GUIDA A DUE DIAMETRI SPALLATA..... <i>Guide pillar with centering collar</i> <i>Führungssäule mit Zentrierbund</i>	p. 33	
ECO-2	COLONNA DI GUIDA A UN DIAMETRO..... <i>Guide pillar with oil grooves</i> <i>Führungsbolzen mit Schmiernuten</i>	p. 35	
ECO-2L	COLONNA DI GUIDA LISCIA PER BUSSOLE ACCIAIO E AUTOLUBRIFICANTI..... <i>Guide pillar without oil grooves for steel and autolube bushes</i> <i>Flache Führungsbolzen für selbstschmierenden Stahlbuchsen</i>	p. 36	
ECO-2LC	COLONNA DI GUIDA LISCIA PER CORSOI..... <i>Guide pillar without oil grooves for slides</i> <i>Schrägbolzen für Schlitten</i>	p. 37	
ECO-2E	COLONNA CARRO SENZA TESTA..... <i>Slide pillar without head</i> <i>Schrägbolzen ohne Bund</i>	p. 37	
ECO-2SG	COLONNA DI GUIDA LISCIA PER GABBIE A SFERA..... <i>Guide pillar without oil grooves for ball cages</i> <i>Flache Führungsbolzen für Kugelführungseinheiten</i>	p.38	

BUSSOLE DI GUIDA - GUIDING BUSHES - FÜHRUNGSBUCHSEN

EBU-1	BUSSOLA DI GUIDA..... <i>Guide bush without centering collar</i> <i>Führungsbuchse ohne Zentrierbund</i>	p. 39	
EBU-1S	BUSSOLA DI GUIDA SPALLATA..... <i>Guide bush with centering collar</i> <i>Führungsbuchse mit Zentrierbund</i>	p. 39	
EBU-1H	BUSSOLA DI GUIDA..... <i>Guide bush without centering collar</i> <i>Führungsbuchse ohne Zentrierbund</i>	p. 40	
EBU-1SH	BUSSOLA DI GUIDA SPALLATA..... <i>Guide bush with centering collar</i> <i>Führungsbuchse mit Zentrierbund</i>	p. 41	
EBU-1B	BUSSOLA DI GUIDA IN BRONZO..... <i>Bronze guide bush without centering collar</i> <i>Führungsbuchse aus Bronze ohne Zentrierbund</i>	p. 42	
EBU-1BG	BUSSOLA DI GUIDA AUTOLUBRIFICANTE..... <i>Self lubricating guide bush without centering collar</i> <i>Wartungsfreier Führungsbuchse ohne Zentrierbund</i>	p. 43	

ACCESSORI PER STAMPI DI PRESSOFUSIONE ED INIEZIONE
STANDARD ELEMENTS FOR DIE CASTING AND PLASTIC INJECTION MOLDS
NORMALIEN FÜR DRUCKGUSS UND SPRITZGUSSWERK ZEUGEN

BUSSOLE DI GUIDA - GUIDING BUSHES - FÜHRUNGSBUCHSEN

EBU-1SBG	BUSSOLA DI GUIDA SPALLATA AUTOLUBRIFICANTE <i>Self lubricating guide bush with centering collar</i> <i>Wartungsfreier Führungsbuchse mit Zentrierbund</i>	p. 43	
EBU-1HBG	BUSSOLA DI GUIDA AUTOLUBRIFICANTE <i>Self lubricating guide bush</i> <i>Wartungsfreier Führungsbuchse</i>	p. 44	
EBU-2	BUSSOLA DI GUIDA LISCIA <i>Guide bush</i> <i>Führungshülse</i>	p. 46	
EBU-2B	BUSSOLA DI GUIDA LISCIA IN BRONZO <i>Bronze Guide bush</i> <i>Aus Bronze Führungshülse</i>	p. 46	
EBU-3	BUSSOLA DI GUIDA SPALLATA PER TAVOLINI <i>Guide bush with centering collar, for ejector set</i> <i>Führungsbuchse mit Zentrierbund für Auswerferpaket</i>	p. 47	
EBU-3B	BUSSOLA DI GUIDA IN BRONZO SPALLATA PER TAVOLINI <i>Bronze guide bush with centering collar, for ejector set</i> <i>Führungsbuchse mit Zentrierbund aus Bronze, für Auswerferpaket</i>	p. 47	
EBU-3SC	BUSSOLA DI GUIDA SPALLATA PER GABBIE A SFERA <i>Guide bush with centering collar for ball cages</i> <i>Führungsbuchse mit Zentrierbund für Kugelführungseinheiten</i>	p. 48	
EBU-3BG	BUSSOLA DI GUIDA SPALLATA AUTOLUBRIFICANTE PER TAVOLINI <i>Self lubricating guide bush with centering collar, for ejector set</i> <i>Führungsbuchse mit Zentrierbund für Auswerferpaket, wartungsfrei</i>	p. 48	

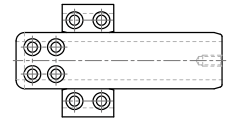
ELEMENTI DI CENTRAGGIO - CENTERING ELEMENTS - ZENTRIERELEMENTEN

EZP-1	BUSSOLA DI CENTRAGGIO <i>Centering bush with two fitting diameters</i> <i>Zentrierhülse mit zwei Passdurchmessern</i>	p. 49	
EZP-1H	BUSSOLA DI CENTRAGGIO <i>Centering bush with two fitting diameters</i> <i>Zentrierhülse mit zwei Passdurchmessern</i>	p. 49	
EBF-1	BUSSOLA LISCIA FILETTATA PER CENTRAGGIO PIASTRE <i>Threaded centering bush</i> <i>Gewindebuchse zur Plattenzentrierung</i>	p. 50	
GPL	CENTRATORE PRISMATICO LATERALE <i>Side lock</i> <i>Endzentrierung flach horizontal</i>	p. 50	
GPV	CENTRATORE PRISMATICO RIVESTITO <i>Top lock</i> <i>Endzentrierung flach</i>	p. 51	
ECB ECBF	CENTRATORE CONICO <i>Centering unit</i> <i>Zentriereinheit</i>	p. 51	

ACCESSORI PER STAMPI DI PRESSOFUSIONE ED INIEZIONE
STANDARD ELEMENTS FOR DIE CASTING AND PLASTIC INJECTION MOLDS
NORMALIEN FÜR DRUCKGUSS UND SPRITZGUSSWERKZEUGEN

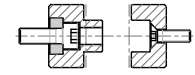
ECQ COLONNA QUADRA CON GUIDE
 Square pillar with guides
 Quadratischen Säule mit Führungen

p. 52



ECPQ CENTRATORE PRISMATICO QUADRO
 Square centering unit
 Endzentrierung prismatisch

p. 53



ESPULSORI - EJECTORS - AUSWERFERSTIFTEN

EES-1 ESPULSORE A TESTA CONICA
 Conical head ejector pin
 Auswerferstift mit konischem Kopf

p. 54



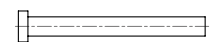
ETS ESPULSORE A TESTA SFACCETTATA
 Contour head pin
 Konturkernstifte

p. 55



EES-2 ESPULSORE A TESTA CILINDRICA NITRURATO FORABILE
 Drillable nitrided ejector pin
 Auswerferstift nitriert, aufstechbar

p. 56



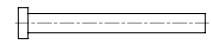
EES-2C ESPULSORE A TESTA CILINDRICA NITRURATO
 Nitrided ejector pin
 Auswerferstift nitriert

p. 57



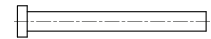
EES-2CP ESPULSORE A TESTA CILINDRICA NITRURATO IN POLLICI
 Nitrided ejector pin in inches
 Auswerferstift nitriert in Zoll

p. 58



EES-2T ESPULSORE A TESTA CILINDRICA TEMPRATO
 Hardened ejector pin
 Auswerferstift gehärtet

p. 59



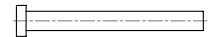
EES-2DLC ESPULSORE RIVESTITO DLC
 Dlc coated ejector pin
 Auswerferstift verkleidet mit dlc

p. 60



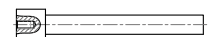
EES-2CB SPINA A TESTA CILINDRICA NON NITRURATA PER PARTE STAMPANTE
 Non-nitrided cylindrical head pin for cavity-core
 Nicht nitrierter Zylinderstift für Formteil

p. 61



EES-2CBH SPINA A TESTA CILINDRICA FILETTATA NON NITRURATA
 Non-nitrided cylindrical head pin with thread
 Nicht nitrierter gewindet zylinderstift

P. 62



EES-2NL ESPULSORE NERO LUCIDO
 Ejector pin for die casting
 Auswerferstift für Druckguss

p. 63




EES-2CBM ESPULSORE A TESTA CILINDRICA PER PRESSOFUSIONE
 Ejector pin for die casting
 Auswerferstift für Druckguss

p. 64

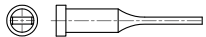

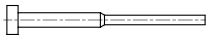
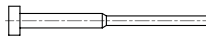

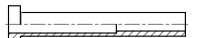
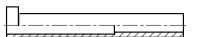


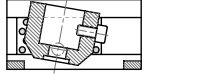
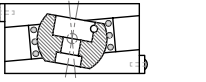

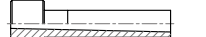


EES-2CL ESPULSORE NITRURATO LAMELLARE
 Nitrided blade ejector pin
 Flachauswerferstift nitriert

p. 65



ACCESSORI PER STAMPI DI PRESSOFUSIONE ED INIEZIONE
STANDARD ELEMENTS FOR DIE CASTING AND PLASTIC INJECTION MOLDS
NORMALIEN FÜR DRUCKGUSS UND SPRITZGUSSWERKZEUGEN


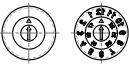
EES-2TL	ESPULSORE TEMPERATO LAMELLARE <i>Hardened blade ejector pin</i> <i>Flachauswerferstift gehärtet</i>	p. 66	
EES-3	ESPULSORE A TESTA CILINDRICA NITRURATO CON RIBASSO <i>Nitrided cylindrical head ejector pin, stepped</i> <i>Auswerferstift mit Zylinderkopf, nitriert, abgestützt</i>	p. 67	
EES-3T	ESPULSORE A TESTA CILINDRICA TEMPRATO CON RIBASSO <i>Hardened cylindrical head ejector pin, stepped</i> <i>Auswerferstift mit Zylinderkopf, gehärtet, abgestützt</i>	p. 67	
EES-3CP	ESPULSORE A TESTA CILINDRICA NITRURATO CON RIBASSO, IN POLLICI <i>Nitrided cylindrical head ejector pin in inches, stepped</i> <i>Auswerferstift mit Zylinderkopf, nitriert, abgestützt, in Zoll</i>	p. 68	
EES-4	ESPULSORE A CANNOCCHIALE NITRURATO <i>Sleeve ejector nitrided</i> <i>Auswerferhülse, nitriert</i>	p. 69	
ESPULSORI - EJECTORS - AUSWERFERSTIFTEN			
EES-4T	ESPULSORE A CANNOCCHIALE TEMPRATO <i>Sleeve ejector hardened</i> <i>Auswerferhülse, gehärtet</i>	p. 70	
EES-4P	ESPULSORE A CANNOCCHIALE NITRURATO IN POLLICI <i>Sleeve ejector nitrided in inches</i> <i>Auswerferhülse, nitriert, in Zoll</i>	p. 71	
EES-FLEX	ESPULSORE ELASTICO PER SOTTOSQUADRA <i>Flexible ejector pin</i> <i>Flexibel Auswerferstift für Hinterschnitt</i>	p. 72	
CAT	ASTA PER ESTRAZIONE SOTTOSQUADRI <i>Undercut ejection bar</i> <i>Stange zum unterschneidungsauswerfen</i>	p. 73	
CAS	SLITTA ESTRAZIONE - STANDARD <i>Sliding ejection unit - standard</i> <i>Schiebeauswurfeinheit - standard</i>	p. 74	
CAF	SLITTA ESTRAZIONE - COMPATTA <i>Sliding ejection unit - compact</i> <i>Schiebeauswurfeinheit - kompakt</i>	p. 75	
ELEMENTI PER INIEZIONE - INJECTION ELEMENTS - EINSPRITZUNG ELEMENTEN			
BTC	BUSSOLA TIRACOLATA <i>Retainer bush with undercut</i> <i>Haltebuchse</i>	p. 76	
EUG-1 EUG-1T	UGELLO DI INIEZIONE NON TEMPRATO / TEMPRATO <i>Sprue bush / hardened sprue bush</i> <i>Angussdüse ungehärtet / gehärtet</i>	p. 76	

ACCESSORI PER STAMPI DI PRESSOFUSIONE ED INIEZIONE
STANDARD ELEMENTS FOR DIE CASTING AND PLASTIC INJECTION MOLDS
NORMALIEN FÜR DRUCKGUSS UND SPRITZGUSSWERKZEUGEN

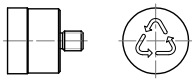

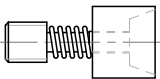


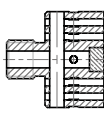







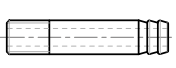
SUPPORTI - HOLDERS - SOCKELN

ECST	SUPPORTO CILINDRICO <i>Cylindrical holder</i> <i>Zylindrische Stützen</i>	p. 77	
EDF	DISTANZIALE FORATO <i>Guide bush</i> <i>Führungshülse</i>	p. 77	
BTR-1	BARRA TEMPRATA E RETTIFICATA (ADATTA PER FILETTATURE INTERNE) <i>Ground bar hardened (suitable for internal threads)</i> <i>Stab, geschliffen und gehärtet (für Innengewinde)</i>	p. 78	
EAC-1	ANELLO DI CENTRAGGIO <i>Centering ring</i> <i>Zentrierflansche</i>	p. 78	
EA-1	PIEDINO APPOGGIO TAVOLINO <i>Buffer disk for ejector set</i> <i>Anschlagplättchen für Auswerferpaket</i>	p. 79	
EA-2	PIEDINO APPOGGIO TAVOLINO <i>Buffer disk for ejector set</i> <i>Anschlagplättchen für Auswerferpaket</i>	p. 79	
EA-3	INSERTO FILETTATO PER TAVOLINI <i>Threaded insert for ejection plates</i> <i>Gewindeeinsatz für Auswerferplatten</i>	p. 80	
EA-4	VITE FINE CORSA <i>Limiting screw</i> <i>Begrenzungsschraube</i>	P. 80	




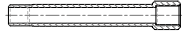
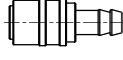
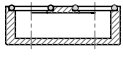
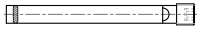




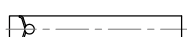


DATARI E MARCHI - STAMPS AND MARKS - STEMPEL UND MARKEN

EDA	DATARIO <i>Date stamp</i> <i>Datumstempel</i>	p. 81	
EDA-B	DATARIO A MONTAGGIO E SMONTAGGIO RAPIDO <i>Date stamp</i> <i>Datumstempel</i>	p. 82	
EDA-C	DATARIO A VITE <i>Screw date stamp</i> <i>Schrauben Datumstempel</i>	p. 84	
EDA-D	DATARIO MULTIPLO <i>Multiple date stamp</i> <i>Mehrere Datumstempel</i>	p. 86	
EDA-E	DATARIO PER PRESSOFUSIONE <i>Date stamp for die casting</i> <i>Datumstempel für den Druckguss</i>	p. 86	
EMR	MARCHIO DI RICICLAGGIO <i>Recycling mark</i> <i>Recyclingstempel</i>	p. 87	

ACCESSORI PER STAMPI DI PRESSOFUSIONE ED INIEZIONE
STANDARD ELEMENTS FOR DIE CASTING AND PLASTIC INJECTION MOLDS
NORMALIEN FÜR DRUCKGUSS UND SPRITZGUSSWERKZEUGEN

EMR-B	MARCHIO DI RICICLAGGIO - MODELLO PER FISSAGGIO ANTERIORE..... p. 88 <i>Recycling mark – model for front fixing</i> <i>Recyclingstempelsmodel zur vorne Befestigung</i>	
EII	INSERTO INDICATORE..... p. 88 <i>Arrow insert</i> <i>Pfeileinsatz</i>	
VALVOLE - VALVES - VENTILEN		
EVA	VALVOLA PER L'ARIA..... p. 89 <i>Air valve</i> <i>Luftventil</i>	
EVA-B	VALVOLA PER L'ARIA..... p. 89 <i>Air valve</i> <i>Luftventil</i>	
EVA-S	MICRO VALVOLA GAS..... P. 90 <i>Micro breathing cell</i> <i>Mikrogasventile</i>	
ISG	INSERTO PER SFOGO GAS..... P. 90 <i>Insert for gas vent</i> <i>Formeinsatz für gasablass</i>	
VASP	VALVOLA PER L'ARIA A SPILLO..... p. 91 <i>Needle air valve</i> <i>Nadelluftventil</i>	
ELEMENTI DI RAFFREDDAMENTO - COOLING DEVICES - HÜHLGERÄTE		
ETR	TAPPO RAPIDO..... p. 92 <i>Quick plug</i> <i>Verschussstopfen</i>	
ETRI	TAPPO DEVIATORE..... p. 92 <i>Diverter plug</i> <i>Umlenhtopfen</i>	
ETL	TAPPO PER CIRCUITI RAFFREDDAMENTO..... P. 93 <i>Plug for cooling circuits</i> <i>Stecker für Kühlkreisläufe</i>	
ETT	TAPPO DI CHIUSURA..... p. 94 <i>Shut-off screw</i> <i>Verschlusschraube</i>	
ETQ	TAPPO ESPANDIBILE CON SFERA..... p. 95 <i>Expandable plug with sphere</i> <i>Erweiterbar Stecker mit ball</i>	
ETP	TAPPO CONICO..... P. 96 <i>Conical plug</i> <i>Kegelverschlusschraube</i>	
ERF	RACCORDI CE SERIE NORMALE..... P. 96 <i>CE hose coupler normal type</i> <i>CE-Anschlussstück standard</i>	

ELEMENTI DI RAFFREDDAMENTO - COOLING DEVICES - HÜHLGERÄTE

ERO	RACCORDI CE SERIE LUNGA <i>CE hose coupler long type</i> <i>CE-Anschlussstück Serie lang</i>	P. 97	
EIR	INNESTO RAPIDO <i>Quick coupling</i> <i>Schnellkupplung</i>	p. 97	
EPR	PROLUNGA INNESTO RAPIDO <i>Quick coupling extension</i> <i>Verlängerung Schnellkupplung</i>	p. 98	
EPRF	PROLUNGA FILETTATA <i>Threaded extension</i> <i>Gewindeverlängerung</i>	P. 99	
ERR	RACCORDO RAPIDO <i>Hose coupler</i> <i>Schnellanschluss</i>	p. 100	
DEV-1	DEVIATORE DI FLUSSO <i>Deflecting element</i> <i>Umlenkelement</i>	p. 101	
RAP	DEFLETTORE RAFFREDDAMENTO <i>Baffle plug</i> <i>Umlenklech Stecker</i>	p. 102	
RAS	DEFLETTORE RAFFREDDAMENTO A SPIRALE <i>Baffle plug spiral shaped</i> <i>Umlenklech Stecker spiralförmig</i>	P. 103	
RF	RAFFREDDATORE A FONTANA <i>Fountain cooler</i> <i>Kühldüse</i>	p. 104	
RFP	RAFFREDDATORE A FONTANA IN PARALLELO <i>Parallel fountain cooler</i> <i>Parallel-Kühlwasserverteiler</i>	p. 105	
RL	RAFFREDDATORE A LAMA CON O-RING <i>Blade cooler with O-Ring</i> <i>Umlenksteg mit O-Ring</i>	p. 106	
RLA	RAFFREDDATORE A LAMA AUTOBLOCCANTE <i>Plug baffle</i> <i>Umlenksteg</i>	p. 107	
EPVC	TUBO PVC <i>Pvc hose</i> <i>Pvc-Schlauch</i>	p. 108	
TEFLON	GUARNIZIONE IN TEFLON PER RACCORDI E TAPPI <i>Sealing TEFLON band</i> <i>TEFLON-Dichtungen für Anschlüsse und Verschlussstopfen</i>	P. 108	

ACCESSORI PER STAMPI DI PRESSOFUSIONE ED INIEZIONE
STANDARD ELEMENTS FOR DIE CASTING AND PLASTIC INJECTION MOLDS
NORMALIEN FÜR DRUCKGUSS UND SPRITZGUSSWERKZEUGEN

EFS	FASCETTA STRINGITUBO <i>Hose clamp</i> <i>Schlauchschelle</i>	p. 109	
EOR EOR-V	ANELLO OR <i>O-Ring</i> <i>O-Ring</i>	p. 110	

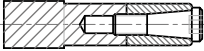
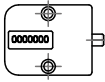
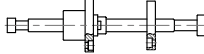

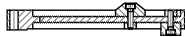

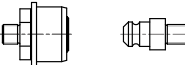
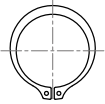
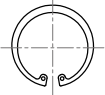
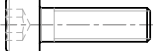
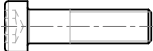
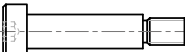
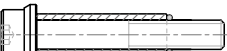
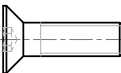
ELEMENTI DI GUIDA - GUIDING ELEMENTS - FÜHRUNGSELEMENTEN

CCZ CCX	CUNEO DI CONTRASTO <i>Contrast wedge</i> <i>Gegendruckkeil</i>	p. 112	
GPZ GPX	GUIDA PIANA <i>Flat guide</i> <i>Flachführung</i>	p. 112	
GLZ GLX	GUIDA A L <i>L-guide</i> <i>L-Führung</i>	p. 113	
GTZ GTX	GUIDA A T <i>T-guide</i> <i>T-Führung</i>	p. 113	
GL-BG	GUIDA A L AUTOLUBRIFICANTE <i>Self lubricating L-Guide</i> <i>L-Selbstschmierführungs</i>	p.114	
GP-BG	GUIDA PIANA AUTOLUBRIFICANTE <i>Self lubricating flat guide</i> <i>Flachführung</i>	p.115	

ELEMENTI DI APERTURA STAMPO - MOLD MOVEMENT DEVICES - EROEFFNUNGSELEMENTEN DES WEHZEUGES

PST	PIASTRINE DI AGGIUSTAGGIO <i>Pressure plates</i> <i>Druckplatten</i>	p. 116	
RCR	RITENSORE PER CORSOIO REGOLABILE <i>Elastic clamp for adjustable slide</i> <i>Schiebersicherung, einstellbar</i>	p. 118	
RCS	RITENSORE PER CORSOIO <i>Slide Retainer</i> <i>Schiebersicherung</i>	P. 119	
SLI-1 SLI-2	RITENSORE RETTANGOLARE PER CORSOIO <i>Rectangular slide retainer</i> <i>Schieberhalte rechteckige</i>	P. 120	
SLI-3	RITENSORE TONDO PER CORSOIO <i>Round slide retainer</i> <i>Rundschieberhalte</i>	P. 120	

ACCESSORI PER STAMPI DI PRESSOFUSIONE ED INIEZIONE
STANDARD ELEMENTS FOR DIE CASTING AND PLASTIC INJECTION MOLDS
NORMALIEN FÜR DRUCKGUSS UND SPRITZGUSSWERKZEUGEN

ET	TRASCINATORE <i>Puller</i> <i>Mitnehmer</i>	p. 121	
CYC	CONTACOLPI <i>Cycle counter</i> <i>Hubzähler</i>	p. 122	
AS	TRASCINATORE PER DOPPIA ESTRAZIONE <i>Two stages ejector, trailing type</i> <i>Zweistufenauswerfer nachlaufend</i>	p. 122	
ZH90/..	LEVA <i>Lever</i> <i>Hebel</i>	p. 123	
ZH90/0..	BARRA DI APPOGGIO <i>Support bar</i> <i>Auflagegestange</i>	p. 123	
ZH91/..	DISPOSITIVO EXTRA COMPLETO <i>Complete extra device</i> <i>Sondervorrichtung komplett</i>	p. 124	
AG-S	DISPOSITIVO AUTOMATICO DI ESTRAZIONE <i>Automatic ejector device</i> <i>Werkzeugkupplung</i>	p. 126	
SEG-1	ANELLO DI SICUREZZA PER ALBERI <i>Circlip for axles</i> <i>Seegerring für Wellen</i>	p.128	
SEG-2	ANELLO DI SICUREZZA PER FORI <i>Circlip for holes</i> <i>Seegerring für löcker</i>	p.129	
UITI - SCREWS - SCHRAUBEN			
EV-1	VITE A TESTA CILINDRICA CON ESAGONO INCASSATO <i>Cylindrical head screw with hexagon socket</i> <i>Zylinderkopfschraube mit Innensechskant</i>	p. 130	
EV-2	VITE TESTA CILINDRICA RIBASSATA <i>Cylinder head screw, flat head</i> <i>Zylinderkopfschraube flach</i>	p. 131	
EVR-1	VITE A COLLETTO CON GAMBO RETTIFICATO <i>Shoulder screw</i> <i>Schulterpassschraube</i>	p. 132	
EVR-2	VITE A COLLETTO CON DISTANZIALE RETTIFICATO - KRT <i>Guiding shoulder screw</i> <i>Schulterführungsschraube</i>	p. 132	
EVS-1	VITE A TESTA SVASATA PIANA CON ESAGONO INCASSATO <i>Countersunk head screw with hexagon socket</i> <i>Senkkopfschraube mit Innensechskant</i>	P. 133	

ACCESSORI PER STAMPI DI TRANCIATURA E IMBUTITURA

STANDARD ELEMENTS FOR DIES AND PUNCHING TOOLS

NORMALIEN FÜR STANZ UND SCHNITTWERKZEUGEN

PUNTI DI SOLLEVAMENTO - LIFTING POINTS - HEBEPUNKTE

EGM	GOLFARE MASCHIO..... <i>Eyebolt</i> <i>Ringschraube</i>	p. 134	
VRS-F	GOLFARE GIREVOLE MASCHIO..... <i>Swivelling eyebolt</i> <i>Ringschraube</i>	p. 135	
VRM	GOLFARE GIREVOLE FEMMINA..... <i>Swivelling eyenut</i> <i>Ringmutter</i>	p. 136	
VLBG	GOLFARE GIREVOLE CON BULLONE..... <i>Load ring bolted</i> <i>Wirbelbock mit Schraube</i>	p. 137	
WVBG	GOLFARE GIREVOLE CON ANELLO..... <i>Load ring</i> <i>Wirbelbock mit Ring</i>	p. 138	
EGR EGRP	GRANO FILETTATO CON ESAGONO INCASSATO..... <i>hex-socket threaded set screw</i> <i>gewindestift mit innensechskant</i>	p. 139	
EGF	GRANO A SFERA..... <i>Spring plunger</i> <i>kugelstift</i>	p.139	
EGRT	GRANO A SFERA CON TESTA..... <i>Spring plunger shouldered</i> <i>Federndes Druckstück</i>	p.140	

REGOLAZIONE TEMPERATURA - TEMPERATURE CONTROL - TEMPERATURREGULIERUNG

EUTX	RISCALDATORE ULTRAMAX..... <i>Ultramax heater</i> <i>Erhitzer Ultramax</i>	p. 141	
ERU	RESISTENZA A FASCIA PER UGELLO..... <i>Strip heater for nozzle</i> <i>Heizelemente für Angussbuchse</i>	p. 143	
ET-1 ET-2 ET-3	TERMOCOPPIE..... <i>Thermocouples</i> <i>Thermoelemente</i>	p. 144	
ET-4 ET-6 ET-8	TERMOCOPPIE..... <i>Thermocouples</i> <i>Thermoelemente</i>	p. 145	
ACDC	CONNESSIONI ELETTRICHE..... <i>Electrical connections</i> <i>Elektrische Anschlüsse</i>	P.146	
SWC-1/2	FINECORSA..... <i>Limit switch</i> <i>Endschalter</i>	P.147	



ACCESSORI PER STAMPI DI TRANCIATURA E IMBUTITURA

STANDARD ELEMENTS FOR DIES AND PUNCHING TOOLS

NORMALIEN FÜR STANZ UND SCHNITTWERKZEUGEN

SWC-3	FINECORSA SOTTILE DA INCASSO <i>Limit switch thin for embedding</i> <i>Endschalter dünn für die Einbettung</i>	p. 137	
-------	--	--------	---

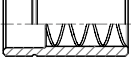
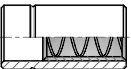



STRUMENTI PER FINITURA STAMPO - FINISHING TOOLS - VEREDELUNG WERKZEUGEN

LIME	KIT LIME DIAMANTATE AD AGO 140 mm <i>Needle - shaped diamond file kit 140 mm</i> <i>Satz Diamantnadelfeilen 140 mm</i>	p. 148	
PASTA	PASTA DIAMANTATA SPECIALE - TIPO EXTRA HIGH <i>Special diamond pastes - extra high</i> <i>Spezial - Diamantpasten - Typ extra high</i>	p. 148	
FRESE	KIT FRESE ROTATIVE DIAMANTATE HP <i>HP diamond rotary milling head kit</i> <i>Satz Diamant - Rotierfräser HP</i>	p. 149	

COLONNE DI GUIDA - GUIDING PILLARS - FÜHRUNGSSÄULEN

ECO-3	COLONNA DI GUIDA CON TESTA <i>Guide pillar with head</i> <i>Führungssäule mit Kopf</i>	p. 152	
ECO-4	COLONNA DI GUIDA SENZA TESTA <i>Guide pillar without head</i> <i>Führungssäule ohne Kopf</i>	p. 153	
ECO-5	COLONNA DI GUIDA CONICA <i>Conical guide pillar</i> <i>Konische Führungssäule</i>	p. 154	
ERON ING ST	RONDELLA, INGRASSATORE, STAFFA <i>Spacer disk, Lubricator, Schmiervorrichtung</i> <i>Distanzscheibe, Clamp, Haltestücke</i>	P. 155	
ECO-7	COLONNA DI GUIDA ESTRAIBILE <i>Removable guide pillar</i> <i>Ausziehbare Führungssäule</i>	p. 156	

BUSSOLE DI GUIDA - GUIDING BUSHES - FÜHRUNGSBUCHSEN

EBU-4	BUSSOLA DI GUIDA LISCIA <i>Guide bush</i> <i>Führungsbuchse</i>	p. 157	
EBU-4B	BUSSOLA DI GUIDA LISCIA CON RIPOSTO IN BRONZO <i>Guide bush with bronze overlay</i> <i>Führungsbuchse mit Bronzebund</i>	p. 158	
EBU-5CL	BUSSOLA DI GUIDA CILINDRICA CON COLLARE E FORI DI FISSAGGIO <i>Cylindrical guide bush with collar and fastening holes</i> <i>Zylindrische Führungsbuchse mit Befestigungslöchern</i>	p. 159	
EBU-5CN	PORTA COLONNA <i>Pillar holder</i> <i>Konische Führungsbuchse mit Befestigungslöchern Säulenhalter</i>	p. 159	
EBU-5B	BUSSOLA DI GUIDA CON COLLARE, FORI DI FISSAGGIO E RIPOSTO IN BRONZO <i>Guide bush with collar, fastening holes and bronze overlay</i> <i>Führungsbuchse mit Bund und Bronzebeschichtung</i>	p. 160	

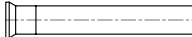




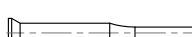
ACCESSORI PER STAMPI DI TRANCIATURA E IMBUTITURA

STANDARD ELEMENTS FOR DIES AND PUNCHING TOOLS

NORMALIEN FÜR STANZ UND SCHNITTWERKZEUGEN

EBU-6	BUSSOLA DI GUIDA CON COLLARE FILETTATA, CON GHIERA <i>Threaded guide bush with collar and ring nut</i> <i>Führungsbuchse mit Gewindebund und Ring</i>	p. 160	
EBU-7	BUSSOLA DI GUIDA ESTRAIBILE IN ACCIAIO <i>Removable steel guide bush</i> <i>Ausziehbare Stahl-Führungsbuchse</i>	p. 161	
EBU-7B	BUSSOLA DI GUIDA ESTRAIBILE IN BRONZO <i>Removable bronze guide bush</i> <i>Ausziehbare Bronze-Führungsbuchse</i>	p. 162	
EBU-7SC	BUSSOLA DI GUIDA ESTRAIBILE IN ACCIAIO PER GABBIA A SFERA CORTA <i>Removable steel guide bush for short ball cage</i> <i>Ausziehbare Stahl-Führungsbuchse für kurzen Kugelkäfig</i>	p. 163	
EBU-7SL	BUSSOLA DI GUIDA ESTRAIBILE IN ACCIAIO PER GABBIA A SFERA LUNGA <i>Removable steel guide bush for long ball cage</i> <i>Ausziehbare Stahl-Führungsbuchse für langen Kugelkäfig</i>	p. 164	
EBU-2BG	BUSSOLA DI GUIDA AUTOLUBRIFICANTE LISCIA <i>Self lubricating guide bush without head</i> <i>Wartungsfreier Führungsbuchse ohne kopf</i>	p.165	
EBU-7BG	BUSSOLA DI GUIDA AUTOLUBRIFICANTE ESTRAIBILE <i>Self lubricating guide bush removable</i> <i>Wartungsfreier Führungsbuchse ausziehbar</i>	p.166	
BRS	BOCCOLA A RICIRCOLO DI SFERE <i>Recirculating ball bush</i> <i>Kugelumlaufbuchse</i>	p. 167	
EGS	GABBIA A SFERA <i>Ball cage</i> <i>Kugelkäfig</i>	p.168	

PUNZONI - PUNCHES - STEMPELN

EP-1N	PUNZONE IN ESECUZIONE NORMALE <i>Standard punch</i> <i>Schneidstempel, normale Ausführung</i>	p. 169	
EP-1	PUNZONE IN ESECUZIONE DI QUALITÀ <i>High quality punch</i> <i>Hochwertiger Schneidstempel, Qualitätsausführung</i>	p. 170	
EP-1 CR	PUNZONE IN ESECUZIONE DI QUALITÀ <i>High quality punch</i> <i>Hochwertiger Schneidstempel, Qualitätsausführung</i>	p. 171	
EP-1 HSS	PUNZONE IN ESECUZIONE DI QUALITÀ <i>High quality punch</i> <i>Hochwertiger Schneidstempel, Qualitätsausführung</i>	p. 172	
EP-1 K	PUNZONE ALTO RENDIMENTO <i>High efficiency punch</i> <i>Hochleistungs-Schneidstempel</i>	p. 173	
EP-1R	PUNZONE IN ESECUZIONE DI QUALITÀ CON RIBASSO <i>High quality stepped punch</i> <i>Schneidstempel Qualitätsausführung, abgestützt</i>	p. 174	

ACCESSORI GENERICI
GENERIC ITEMS
 GENERISCHE ELEMENTE

EP-1R CR	PUNZONE IN ESECUZIONE DI QUALITÀ CON RIBASSO <i>High quality stepped punch</i> <i>Schneidstempel Qualitätsausführung, abgestützt</i>	p.175	
EP-1R HSS	PUNZONE IN ESECUZIONE DI QUALITÀ CON RIBASSO <i>High quality stepped punch</i> <i>Schneidstempel Qualitätsausführung, abgestützt</i>	p. 176	
EP-2 CR	PUNZONE CON TESTA CILINDRICA FORGIATA <i>Forged cylindrical head punch</i> <i>Schneidstempel mit geschmiedetem Zylinderkopf</i>	p. 177	
EP-2 HSS	PUNZONE CON TESTA CILINDRICA FORGIATA <i>Forged cylindrical head punch</i> <i>Schneidstempel mit geschmiedetem Zylinderkopf</i>	p. 178	
EP-2R CR	PUNZONE CON TESTA CILINDRICA FORGIATA E RIBASSO <i>Forged, cylindrical head punch, stepped</i> <i>Schneidstempel mit geschmiedetem Zylinderkopf, abgestützt</i>	p. 179	
EP-2R HSS	PUNZONE CON TESTA CILINDRICA FORGIATA E RIBASSO <i>Forged, cylindrical head punch, stepped</i> <i>Schneidstempel mit geschmiedetem Zylinderkopf, abgestützt</i>	p. 180	
EP-2M	PUNZONE CON TESTA CILINDRICA FORGIATA ED ESTRATTORE <i>Forged, cylindrical head punch with ejector</i> <i>Schneidstempel mit geschmiedetem Zylinderkopf und Auswerferstift</i>	p. 181	
EP-2RM	PUNZONE CON TESTA CILINDRICA FORGIATA, RIBASSO ED ESTRATTORE <i>Forged, cylindrical head punch with ejector, stepped</i> <i>Schneidstempel mit geschmiedetem Zylinderkopf und Auswerferstift, abgestützt</i>	p. 182	

MATRICI E SPINE - MATRICES AND PINS - MATRIZEN UND STIFTEN


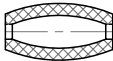


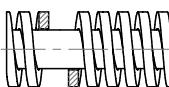
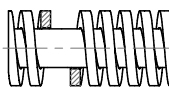
DIN172	BUSSOLA DI FORATURA CON TESTA <i>Piercing bush with head</i> <i>Bohrbuchse mit hopf</i>	p. 183	
DIN179	BUSSOLA DI FORATURA SENZA TESTA <i>Piercing bush without head</i> <i>Bohrbuchse ohne hopf</i>	p. 184	
MAT-A MAT-B	MATRICE DI ALTA QUALITÀ PER STAMPI <i>High quality matrix die</i> <i>Matrize für hochwertigen Werkzeugen</i>	p. 185	
ESP-1	SPINA CILINDRICA <i>Dowel pin</i> <i>Zylinderstift</i>	p. 186	
ESP-2	SPINA CILINDRICA CON FORO FILETTATO <i>Dowel pin for blind hole</i> <i>Zylinderstift für Sackloch</i>	p. 187	

ACCESSORI GENERICI

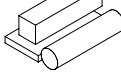
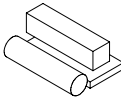
GENERIC ITEMS

GENERISCHE ELEMENTE


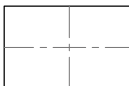
ELEMENTI ELASTICI - ELASTIC ELEMENTS - ELASTISCHEN ELEMENTEN

EMP-1	MOLLA IN POLIURETANO FORATA / NON FORATA <i>Drilled / Not drilled polyurethane spring</i> <i>Polyurethan-Feder, gelocht / nicht gelocht</i>	p. 188	
EMP-2	MOLLA IN ELASTOMERO EFFBE FORATA <i>Drilled Effbe elastomer spring</i> <i>Elastomer-Feder Effbe, gelocht</i>	p. 189	
EMP-3	MOLLA IN ELASTOMERO EFFBE PIENA <i>Solid Effbe elastomer spring</i> <i>Elastomer-Feder Effbe, nicht gelocht</i>	p. 190	
EMP-4	PUNTALINO PER SOLLEVAMENTO LAMIERA <i>Tip for lifting sheet</i> <i>Spitze für Hebeplatte</i>	p. 191	
MOLLA ISO 10243	<i>Spring ISO 10243</i> <i>Feder ISO 10243</i>	p. 195	
MOLLA GIALLA	<i>Yellow spring</i> <i>Gelbe Feder</i>	p. 200	

MATERIALI GREZZI - RAW MATERIALS - ROHSTOFFE

PIASTRA DI PRECISIONE (1.2162 , 1.2510 , 1.2767 , 1.2312 , 1.2343 , etc.)	<i>Precision plate</i> <i>Präzisionsplatte</i>	p. 202	
RAME ELETTROLITICO	<i>Electrolytic copper</i> <i>Elektrolytisches Kupfer</i>	p. 215	
GRAFITE PER ELETTROEROSIONE	<i>Graphite for edm</i> <i>Graphit für Elektroerosion</i>	p. 215	

ACCESSORI PER PIASTRE - PLATES ACCESSORIES - PLATTENZUBEHÖREN

PIF	PIASTRA DI ISOLAMENTO FORATA <i>Drilled insulation plate</i> <i>Verbohrte Wärmeschutzplatte</i>	p. 216	
PIP	PIASTRA DI ISOLAMENTO <i>Insulation plate</i> <i>Wärmeschutzplatte</i>	p. 222	

ELEMENTI DI STAFFAGGIO
CLAMPING TOOLS
SPANNELEMENTE

ES110	APPOGGIO DENTATO <i>Toothed support</i> <i>Spannunterlagen mit Treppenzähnen</i>	p. 226	
ES120	APPOGGIO A VITE <i>Screw support</i> <i>Schraubbock mit Gegenmutter</i>	p. 226	
ES130	APPOGGIO A VITE ATLAS <i>Screw support ATLAS</i> <i>Atlas-Schraubbock mit Gegenmutter</i>	p. 227	
ES131	APPOGGIO A VITE TIPO PESANTE <i>Screw support heavy type</i> <i>Schraubbock schwer</i>	p. 227	
ES210	STAFFA STANDARD <i>Standard clamp</i> <i>Standard Spanneisen</i>	p. 228	
ES211	STAFFA SAGOMATE <i>Shaped clamp</i> <i>Spannbacke</i>	p. 228	
ES270	STAFFA A FORCELLA SMUSSATE <i>Forked clamp with bevel</i> <i>Gabelspanneisen, abgeschrägt</i>	p. 229	
ES280	STAFFA REGOLABILE CON VITE A PASSO QUADRO <i>Adjustable clamp with square thread screw</i> <i>Spanneisen mit trapezgewinde</i>	p. 229	
ES310	VITE TESTA A MARTELLO COMPLETA <i>Hammerhead bolt complete</i> <i>Schrauben für T-Nut complete</i>	p. 230	
ES311	VITE TESTA A MARTELLO <i>Hammerhead bolt</i> <i>Schrauben für T-Nut</i>	p. 232	
ES340/ ES350	DADO ESAGONALE <i>Hex nut</i> <i>Sechskantmutter</i>	p. 234	
ES370/ 380/390	RONDELLA NORMALE / ALTA / LARGA <i>Flat / Thick / Broad washer</i> <i>Flache / dicke / breite Unterlegscheibe</i>	p. 235	
ES375C	RONDELLA CONVESSA <i>Spherical seat washer</i> <i>Kugelscheibe</i>	p. 236	
ES375D / G	RONDELLA CONCAVA <i>Dished washer</i> <i>Kegelpfanne</i>	p. 236	
ES360	TASSELLO PER CAVE A "T" <i>Nut for T-slot</i> <i>Mutter für T-Nut</i>	p. 237	

ELEMENTI DI STAFFAGGIO

CLAMPING TOOLS

SPANNELEMENTE

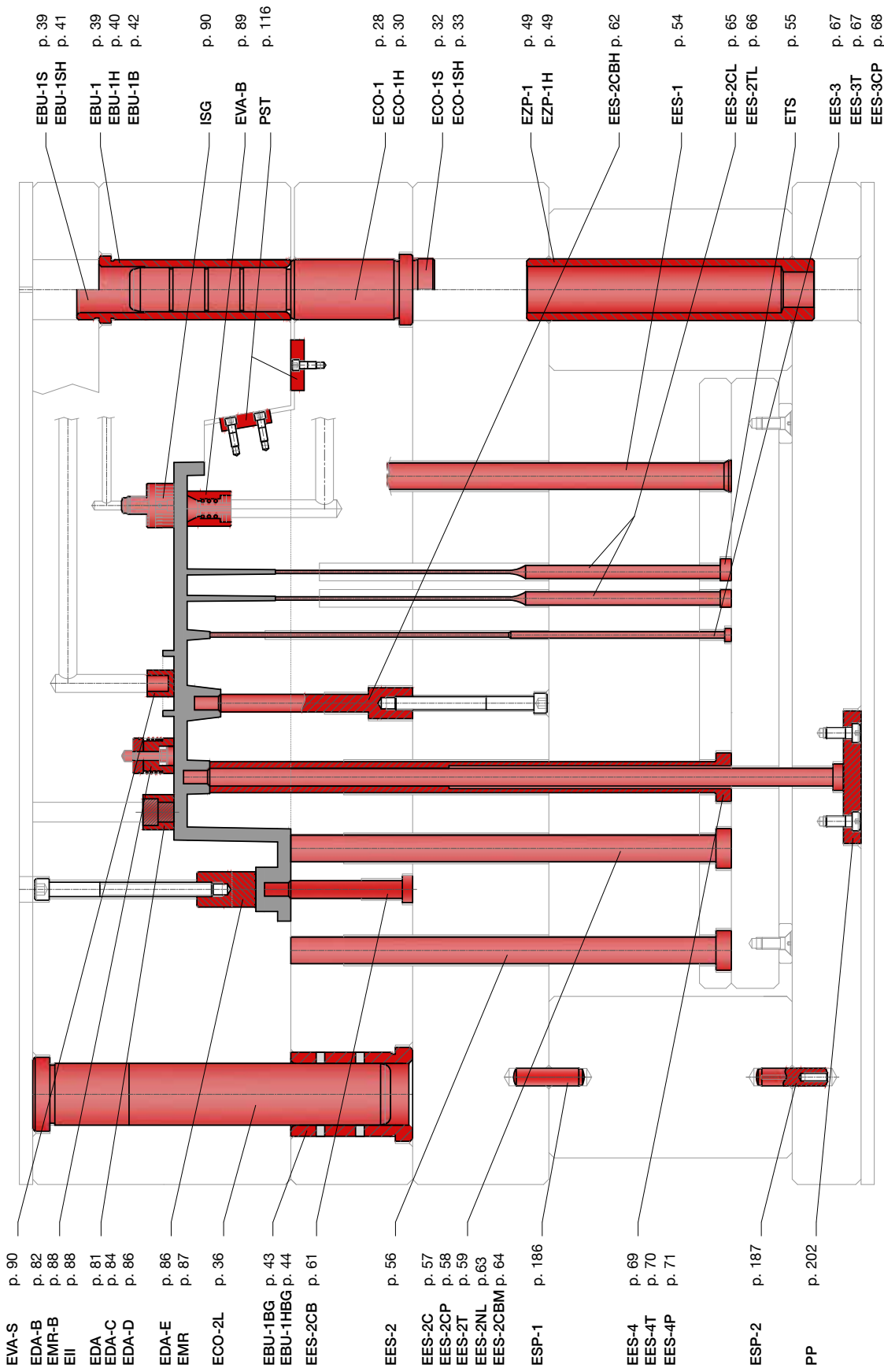
ES361	TASSELLO PER CAVE A "T" SENZA FORO..... <i>Blank nut for T- slot</i> <i>Mutter-Rohlinge für T-Nut</i>	p. 238	
ES321	PRIGIONIERO..... <i>Stud</i> <i>Stiftschraube</i>	p. 239	
EBM	BARRA FILETTATA..... <i>Threaded bar</i> <i>Gewindestange</i>	p.240	

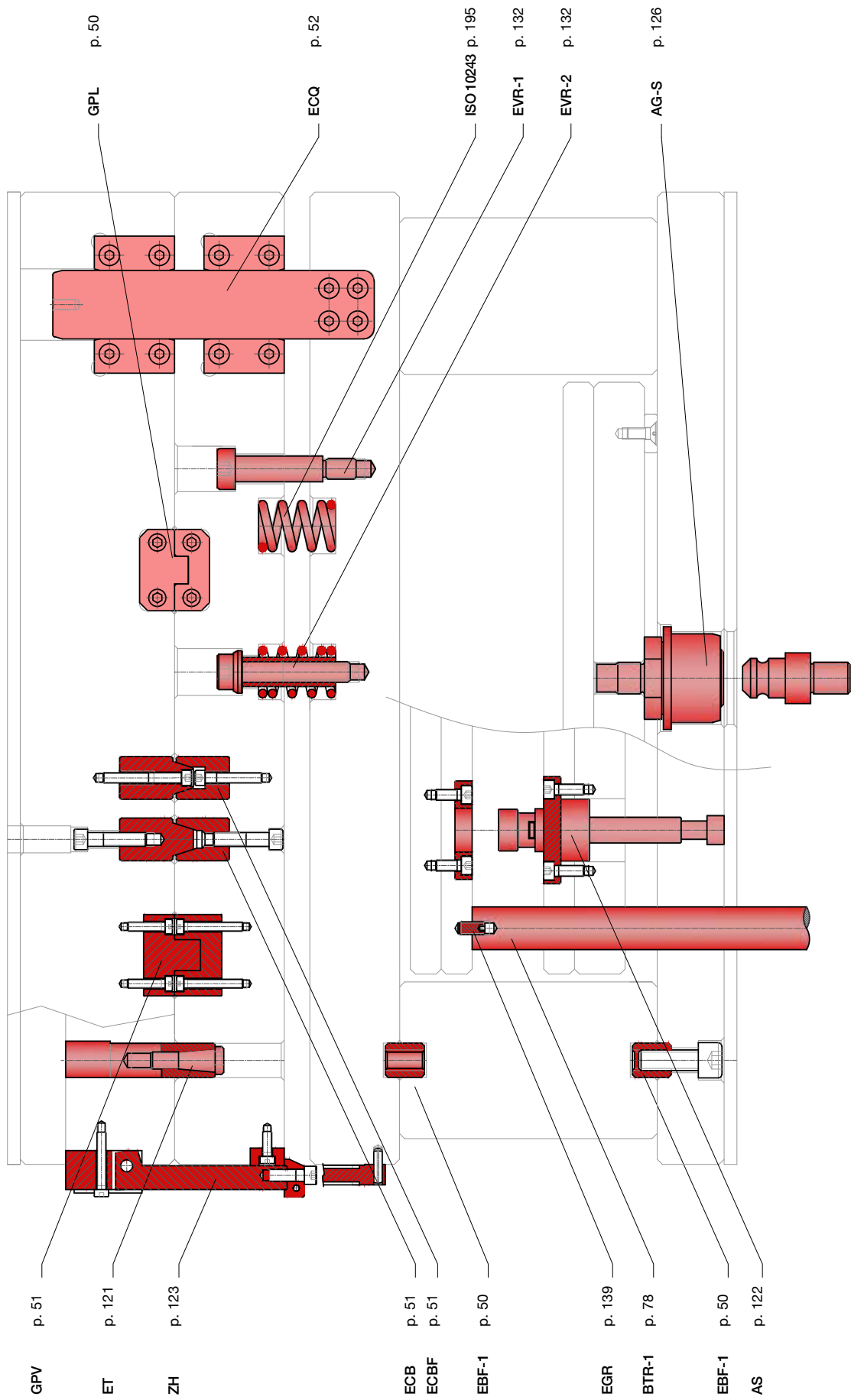
INDICE GRAFICO

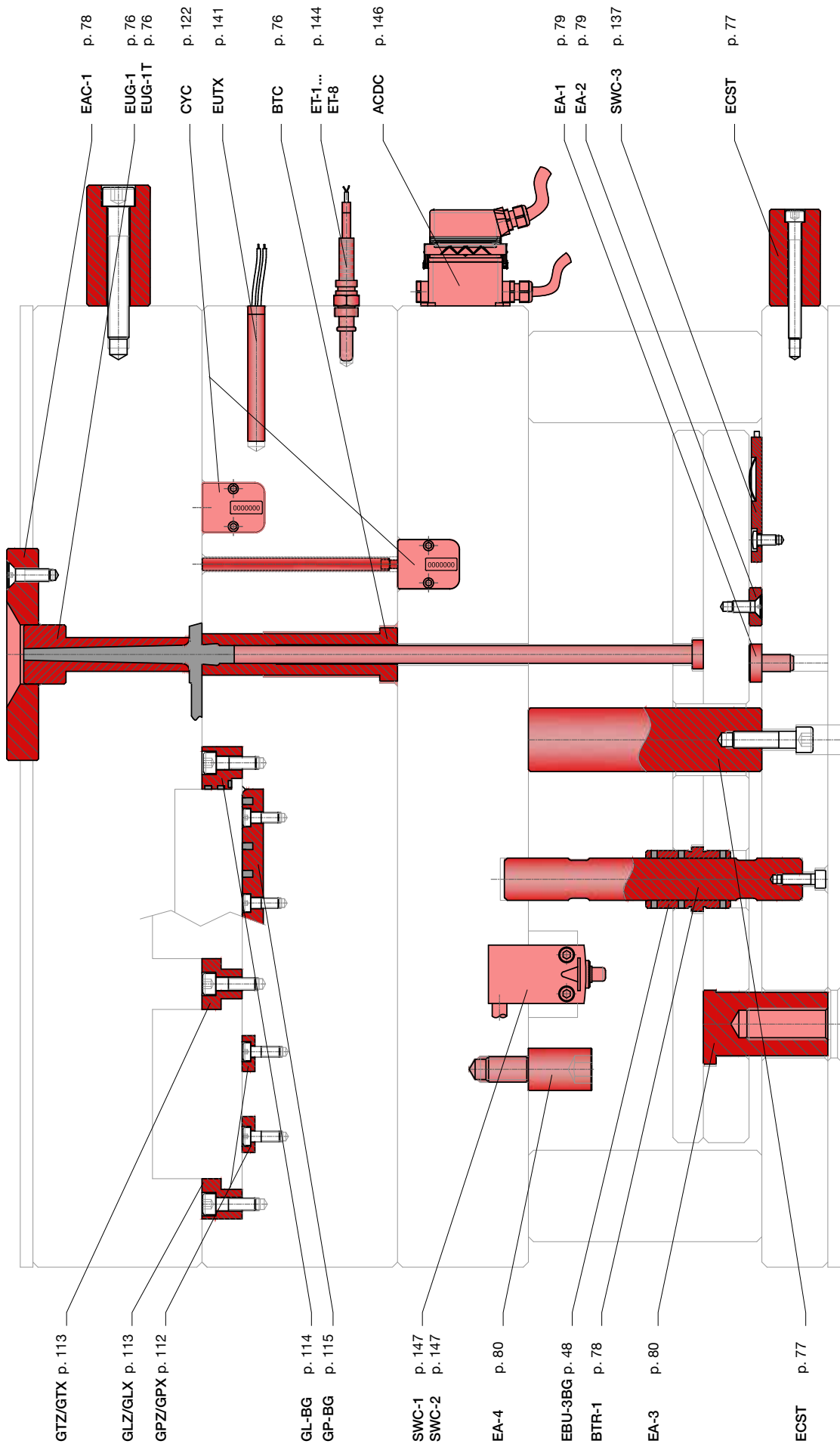
SUMMARY

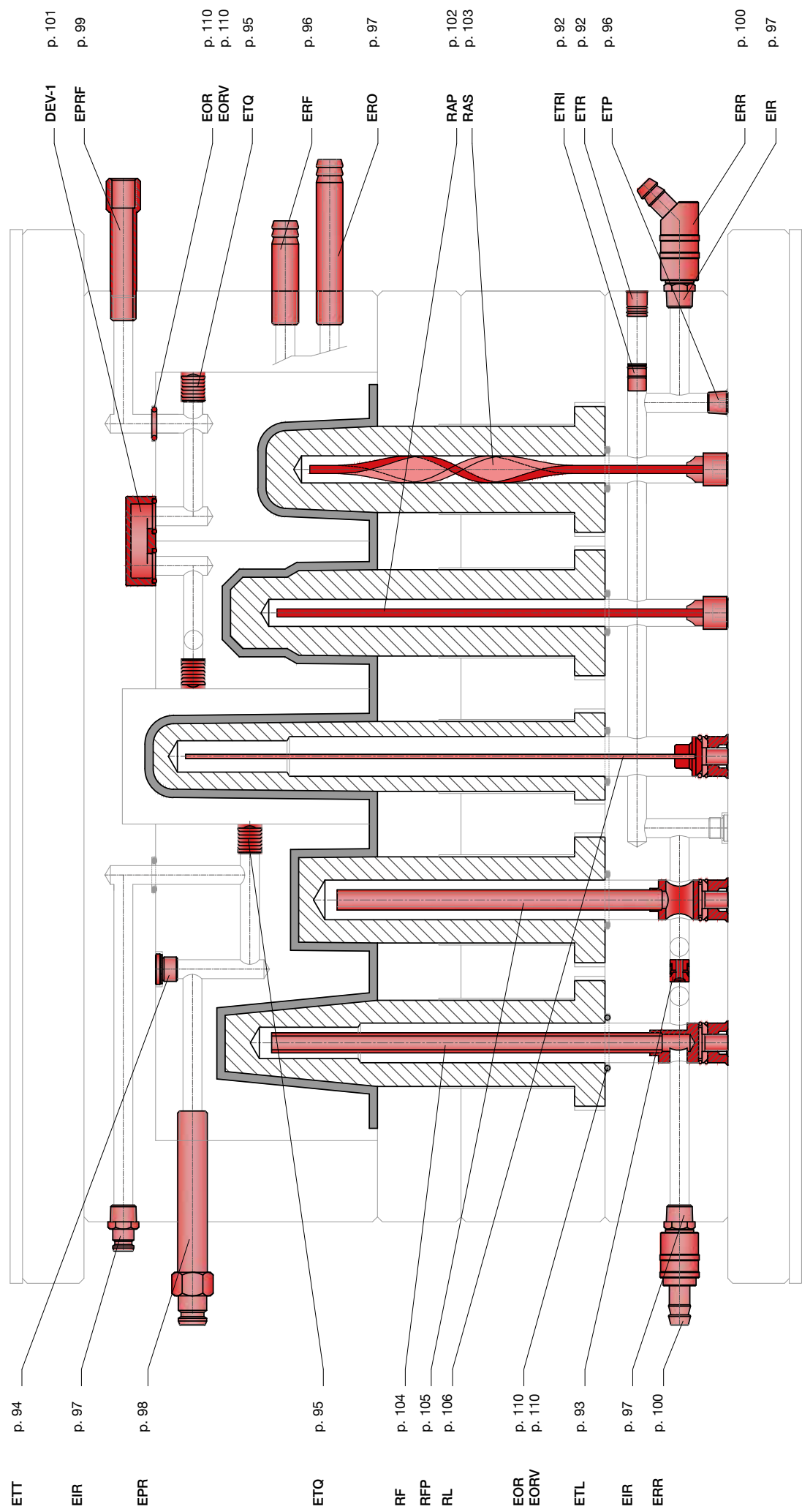
INHALT

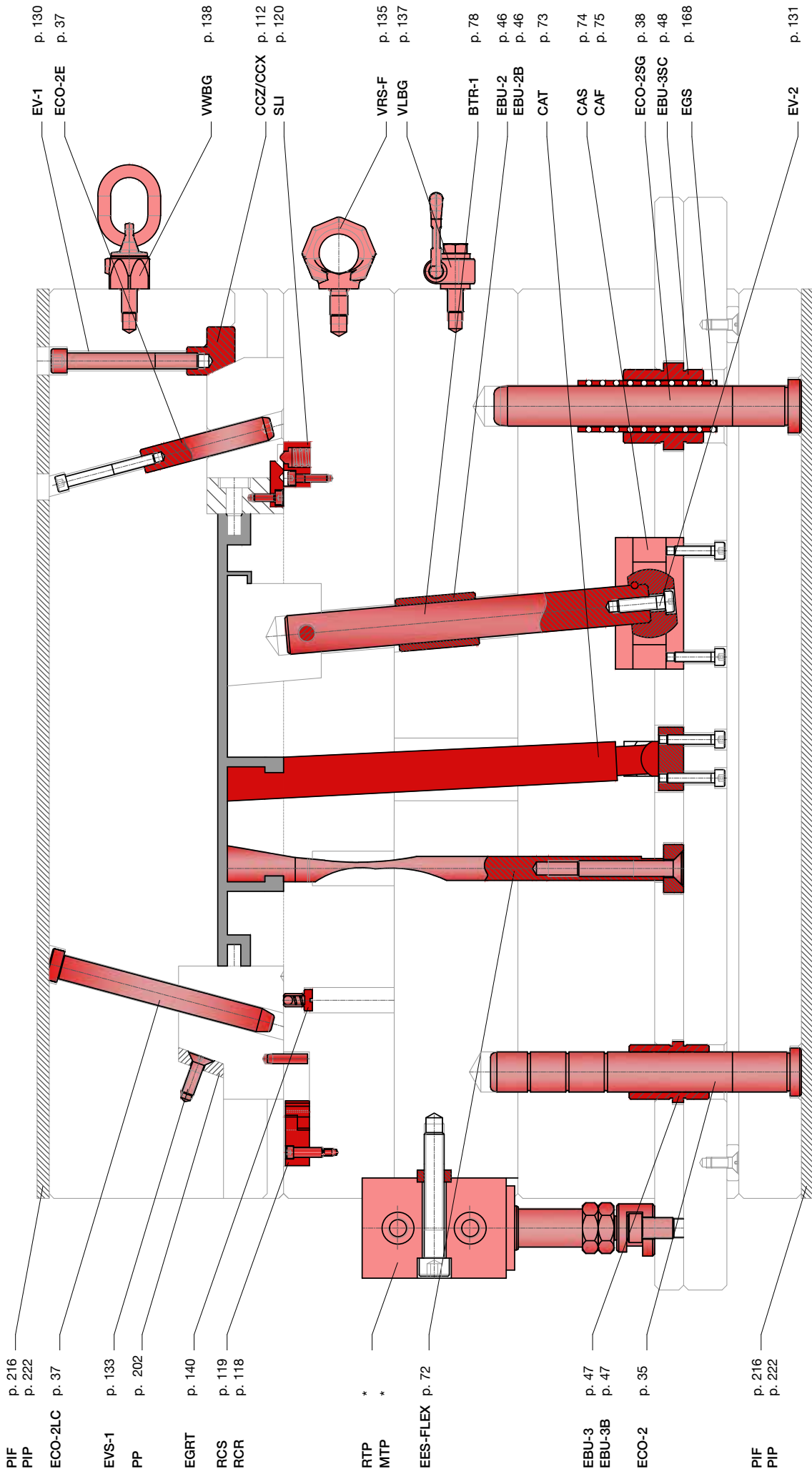






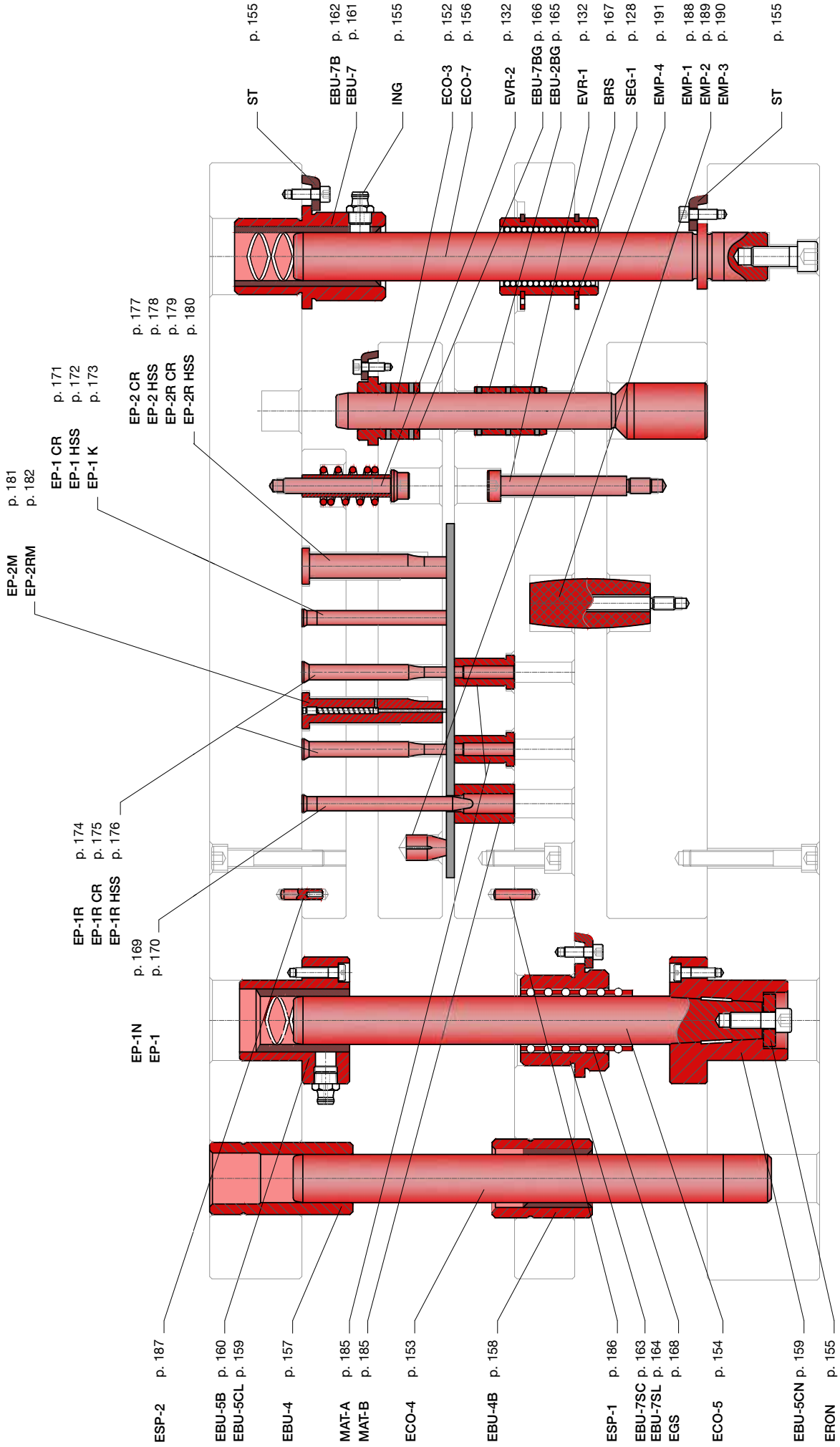


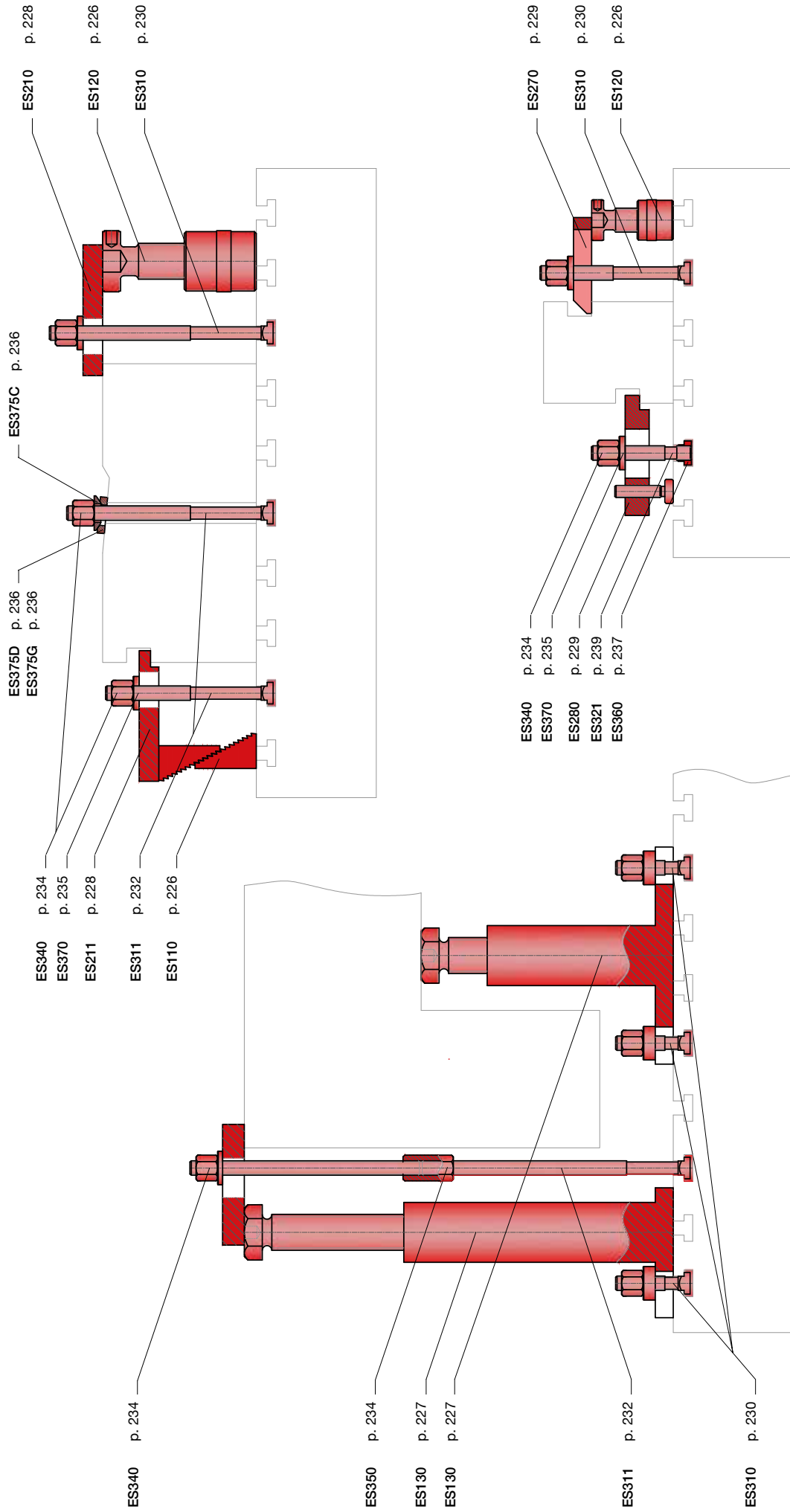




*vedi catalogo cilindri
 *see catalogue cylinders
 *siehe Katalogzylinder







**ACCESSORI PER STAMPI
DI PRESSOFUSIONE ED INIEZIONE**

STANDARD ELEMENTS FOR DIE CASTING AND

PLASTIC INJECTION MOLDS

NORMALIEN FÜR DRUCKGUSS-
UND SPRITZGUSSWERKZEUGEN



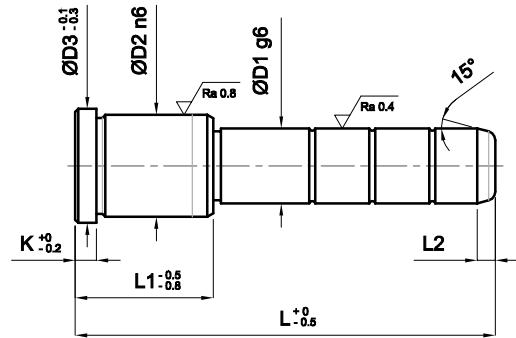


COLONNA DI GUIDA A DUE DIAMETRI
GUIDE PILLAR WITHOUT CENTERING COLLAR
 FÜHRUNGSSÄULE OHNE ZENTRIERBUND

ECO-1

Acciaio: Da cementazione
Steel: Case hardened
Stahl: Einsatzhärtung

Durezza: HRC 60-62
Hardness: HRC 60-62
Härte: HRC 60-62



D1	D2	D3	K	L2	L1	L																		
						50	60	70	80	90	100	120	140	160	180	200	220	240	260	280	300	340		
12	18	22	5	5	22	-	-	-	-															
					26	-	-	-	-															
					36	-	-	-	-	-	-													
					46	-	-	-	-	-	-													
14	20	24	5	5	22	-	-	-	-	-	-													
					26	-	-	-	-	-	-	-												
					36	-	-	-	-	-	-	-												
					46	-	-	-	-	-	-	-												
16	22	26	5	5	22	-	-	-	-															
					26	-	-	-	-	-	-													
					36	-	-	-	-	-	-	-												
					46	-	-	-	-	-	-	-	-											
					56	-	-	-	-	-	-	-	-	-										
					66	-	-	-	-	-	-	-	-	-	-									
18	26	30	5	5,5	26	-	-	-	-	-	-													
					36	-	-	-	-	-	-	-												
					46	-	-	-	-	-	-	-	-											
					56	-	-	-	-	-	-	-	-	-										
					66	-	-	-	-	-	-	-	-	-	-									
					76	-	-	-	-	-	-	-	-	-	-	-								
20	28	32	6	6	26	-	-	-	-	-	-													
					36	-	-	-	-	-	-	-	-											
	30*	34	46	-	-	-	-	-	-	-	-													
			56	-	-	-	-	-	-	-	-	-	-											
	66	-	-	-	-	-	-	-	-	-	-	-												
	76	-	-	-	-	-	-	-	-	-	-	-	-											
	86	-	-	-	-	-	-	-	-	-	-	-	-	-										
	96	-	-	-	-	-	-	-	-	-	-	-	-	-	-									

Esempio di ordinativo: D1xL1xL **Order example:** D1xL1xL **Bestellbeispiel:** D1xL1xL

*da specificare - *to specify - *muss angegeben werden

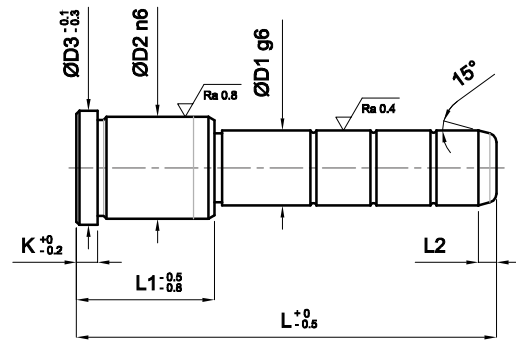


COLONNA DI GUIDA A DUE DIAMETRI
GUIDE PILLAR WITHOUT CENTERING COLLAR
FÜHRUNGSSÄULE OHNE ZENTRIERBUND

ECO-1

Acciaio: Da cementazione
Steel: Case hardened
Stahl: Einsatzhärtung

Durezza: HRC 60-62
Hardness: HRC 60-62
Härte: HRC 60-62



D1	D2	D3	K	L2	L1	L																																						
						50	60	70	80	90	100	120	140	160	180	200	220	240	260	280	300	340	400																					
25	34	38	7	7	26				-	-	-																																	
					36																																							
	36*	40	46																																									
			56																																									
			66																																									
			76																																									
			86																																									
			96																																									
32	40	45	7	7,5	36				-	-	-	-	-																															
					46																																							
					56																																							
					66																																							
					76																																							
					86																																							
					96																																							
					106																																							
40	48	52	8	8	46																																							
					56																																							
					66																																							
					76																																							
					86																																							
					96																																							
					106																																							
					116																																							
50	60	65	10	9	96																																							
					126																																							
					146																																							
					176																																							

Esempio di ordinativo: D1xL1xL **Order example:** D1xL1xL **Bestellbeispiel:** D1xL1xL

*da specificare - *to specify - *muss angegeben werden

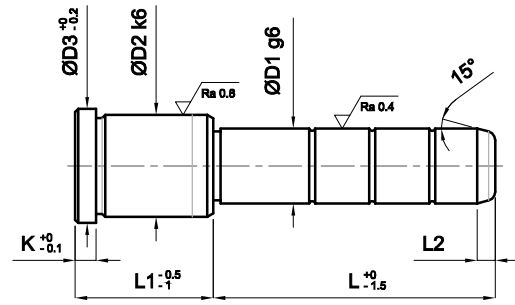


COLONNA DI GUIDA A DUE DIAMETRI
GUIDE PILLAR WITHOUT CENTERING COLLAR
 FÜHRUNGSSÄULE OHNE ZENTRIERBUND

ECO-1H

Acciaio: Da cementazione
Steel: Case hardened
Stahl: Einsatzhärtung

Durezza: HRC 60-62
Hardness: HRC 60-62
Härte: HRC 60-62



	D1	D2	D3	K	L2	L1	L																											
							20	25	35	40	45	50	55	60	65	70	75	80	85	90	95	105	110	115	125	135	155	165	175	195	215	235		
14/15	20	25	6	7	22	-	-	-	-	-	-	-	-	-	-	-	-	-	-	-	-	-	-	-	-	-	-	-	-					
						27	-	-	-	-	-	-	-	-	-	-	-	-	-	-	-	-	-	-	-	-	-	-	-	-	-	-		
						36	-	-	-	-	-	-	-	-	-	-	-	-	-	-	-	-	-	-	-	-	-	-	-	-	-	-	-	
						46	-	-	-	-	-	-	-	-	-	-	-	-	-	-	-	-	-	-	-	-	-	-	-	-	-	-	-	
						56	-	-	-	-	-	-	-	-	-	-	-	-	-	-	-	-	-	-	-	-	-	-	-	-	-	-	-	-
						66	-	-	-	-	-	-	-	-	-	-	-	-	-	-	-	-	-	-	-	-	-	-	-	-	-	-	-	-
						76	-	-	-	-	-	-	-	-	-	-	-	-	-	-	-	-	-	-	-	-	-	-	-	-	-	-	-	-
18/20	26	31	6	7	22	-	-	-	-	-	-	-	-	-	-	-	-	-	-	-	-	-	-	-	-	-	-	-	-					
						27	-	-	-	-	-	-	-	-	-	-	-	-	-	-	-	-	-	-	-	-	-	-	-	-	-	-	-	
						36	-	-	-	-	-	-	-	-	-	-	-	-	-	-	-	-	-	-	-	-	-	-	-	-	-	-	-	
						46	-	-	-	-	-	-	-	-	-	-	-	-	-	-	-	-	-	-	-	-	-	-	-	-	-	-	-	
						56	-	-	-	-	-	-	-	-	-	-	-	-	-	-	-	-	-	-	-	-	-	-	-	-	-	-	-	-
						66	-	-	-	-	-	-	-	-	-	-	-	-	-	-	-	-	-	-	-	-	-	-	-	-	-	-	-	-
						76	-	-	-	-	-	-	-	-	-	-	-	-	-	-	-	-	-	-	-	-	-	-	-	-	-	-	-	-
86	-	-	-	-	-	-	-	-	-	-	-	-	-	-	-	-	-	-	-	-	-	-	-	-	-	-	-	-						
96	-	-	-	-	-	-	-	-	-	-	-	-	-	-	-	-	-	-	-	-	-	-	-	-	-	-	-	-	-					
22/24	30	35	6	7	27	-	-	-	-	-	-	-	-	-	-	-	-	-	-	-	-	-	-	-	-	-	-	-	-					
						36	-	-	-	-	-	-	-	-	-	-	-	-	-	-	-	-	-	-	-	-	-	-	-	-	-	-	-	
						46	-	-	-	-	-	-	-	-	-	-	-	-	-	-	-	-	-	-	-	-	-	-	-	-	-	-	-	-
						56	-	-	-	-	-	-	-	-	-	-	-	-	-	-	-	-	-	-	-	-	-	-	-	-	-	-	-	-
						66	-	-	-	-	-	-	-	-	-	-	-	-	-	-	-	-	-	-	-	-	-	-	-	-	-	-	-	-
						76	-	-	-	-	-	-	-	-	-	-	-	-	-	-	-	-	-	-	-	-	-	-	-	-	-	-	-	-
						86	-	-	-	-	-	-	-	-	-	-	-	-	-	-	-	-	-	-	-	-	-	-	-	-	-	-	-	-
96	-	-	-	-	-	-	-	-	-	-	-	-	-	-	-	-	-	-	-	-	-	-	-	-	-	-	-	-						
116	-	-	-	-	-	-	-	-	-	-	-	-	-	-	-	-	-	-	-	-	-	-	-	-	-	-	-	-						

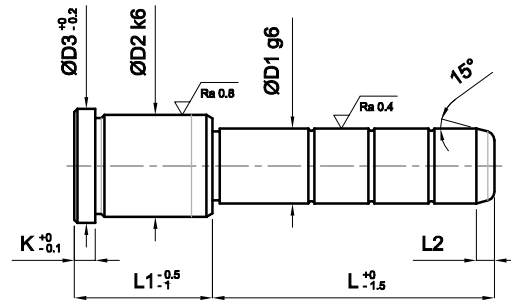
Esempio di ordinativo: D1xL1xL **Order example:** D1xL1xL **Bestellbeispiel:** D1xL1xL

COLONNA DI GUIDA A DUE DIAMETRI
 GUIDE PILLAR WITHOUT CENTERING COLLAR
 FÜHRUNGSSÄULE OHNE ZENTRIERBUND

ECO-1H

Acciaio: Da cementazione
Steel: Case hardened
Stahl: Einsatzhärtung

Durezza: HRC 60-62
Hardness: HRC 60-62
Härte: HRC 60-62



D1 D2 D3 K L2 L1							L																									
							20	25	35	40	45	50	55	60	65	70	75	80	85	90	95	105	110	115	125	135	155	165	175	195	215	235
30/32	42	47	6	7	27					-				-							-											
					36						-										-											
					46					-							-				-											
					56						-										-											
					66						-										-											
					76						-										-											
					86						-										-											
					96						-										-											
					116						-										-											
					136						-										-											
					156						-										-											
40/42	54	60	10	8	56																-											
					66																	-										
					76																	-										
					86																	-										
					96																	-										
					116																	-										
					136																	-										
					156																	-										
					196																	-										

Esempio di ordinativo: D1xL1xL **Order example:** D1xL1xL **Bestellbeispiel:** D1xL1xL

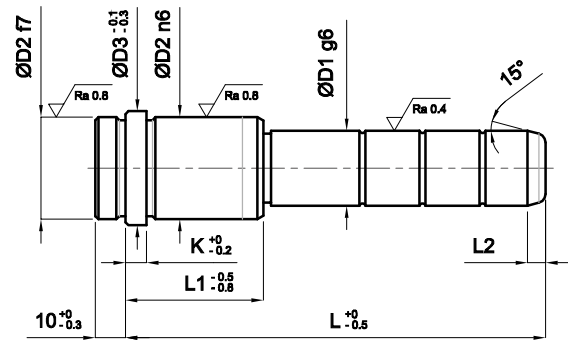


COLONNA DI GUIDA A DUE DIAMETRI SPALLATA
GUIDE PILLAR WITH CENTERING COLLAR
 FÜHRUNGSSÄULE MIT ZENTRIERBUND

ECO-1S

Acciaio: Da cementazione
Steel: Case hardened
Stahl: Einsatzhärtung

Durezza: HRC 60-62
Hardness: HRC 60-62
Härte: HRC 60-62



D1	D2	D3	K	L2	L1	L														
						50	60	70	80	90	100	120	140	160	180	200	220			
16	22	26	5	5	22	-	-	-	-											
					26	-	-	-	-	-	-									
					36			-	-	-	-									
					46			-	-	-	-	-								
					56					-	-	-	-	-						
					66							-	-	-	-	-	-			
					76									-	-	-	-			
					96										-	-	-	-		
20	28	32	6	6	26		-	-	-	-	-	-								
					36		-	-	-	-	-	-	-							
					46			-	-	-	-	-	-	-						
					56					-	-	-	-	-	-	-	-			
					66							-	-	-	-	-	-			
					76									-	-	-	-			
					86										-	-	-			
					96											-	-			
25	34	38	7	7	26				-	-	-	-								
					36				-	-	-	-	-	-	-	-	-			
					46						-	-	-	-	-	-	-			
					56								-	-	-	-	-			
					66									-	-	-	-			
					76										-	-	-			
					86											-	-			
					96												-			
32	40	45	7	7,5	36					-	-	-	-	-						
					46						-	-	-	-	-					
					56								-	-	-	-	-			
					66									-	-	-	-			
					76										-	-	-			
					86											-	-			
					96												-			
					106												-			
40	48	52	8	8	56								-	-	-					
					66										-	-	-			
					76											-	-			
					86												-			
					96															

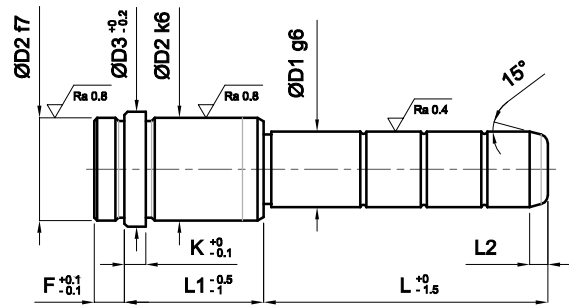
Esempio di ordinativo: D1xL1xL **Order example:** D1xL1xL **Bestellbeispiel:** D1xL1xL

COLONNA DI GUIDA A DUE DIAMETRI SPALLATA
 GUIDE PILLAR WITH CENTERING COLLAR
 FÜHRUNGSSÄULE MIT ZENTRIERBUND

ECO-1SH

Acciaio: Da cementazione
Steel: Case hardened
Stahl: Einsatzhärtung

Durezza: HRC 60-62
Hardness: HRC 60-62
Härte: HRC 60-62



	D1 D2 D3 K F L2 L1							L																											
	30	35	45	50	55	65	70	75	85	90	95	105	110	115	125	130	135	145	150	155	165	175	185	195	205	215	225	235	245	255	285	295			
14/15	20	25	6	9	7	22	-	-	-	-	-	-	-	-	-	-	-	-	-	-	-	-	-	-	-	-	-	-	-	-	-	-	-		
						27	-	-	-	-	-	-	-	-	-	-	-	-	-	-	-	-	-	-	-	-	-	-	-	-	-	-	-		
						36	-	-	-	-	-	-	-	-	-	-	-	-	-	-	-	-	-	-	-	-	-	-	-	-	-	-	-		
						46	-	-	-	-	-	-	-	-	-	-	-	-	-	-	-	-	-	-	-	-	-	-	-	-	-	-	-		
						56	-	-	-	-	-	-	-	-	-	-	-	-	-	-	-	-	-	-	-	-	-	-	-	-	-	-	-		
						66	-	-	-	-	-	-	-	-	-	-	-	-	-	-	-	-	-	-	-	-	-	-	-	-	-	-	-		
						76	-	-	-	-	-	-	-	-	-	-	-	-	-	-	-	-	-	-	-	-	-	-	-	-	-	-	-		
18/20	26	31	6	9	7	22	-	-	-	-	-	-	-	-	-	-	-	-	-	-	-	-	-	-	-	-	-	-	-	-	-	-	-		
						27	-	-	-	-	-	-	-	-	-	-	-	-	-	-	-	-	-	-	-	-	-	-	-	-	-	-	-		
						36	-	-	-	-	-	-	-	-	-	-	-	-	-	-	-	-	-	-	-	-	-	-	-	-	-	-	-		
						46	-	-	-	-	-	-	-	-	-	-	-	-	-	-	-	-	-	-	-	-	-	-	-	-	-	-	-	-	
						56	-	-	-	-	-	-	-	-	-	-	-	-	-	-	-	-	-	-	-	-	-	-	-	-	-	-	-	-	
						66	-	-	-	-	-	-	-	-	-	-	-	-	-	-	-	-	-	-	-	-	-	-	-	-	-	-	-	-	
						76	-	-	-	-	-	-	-	-	-	-	-	-	-	-	-	-	-	-	-	-	-	-	-	-	-	-	-	-	
						86	-	-	-	-	-	-	-	-	-	-	-	-	-	-	-	-	-	-	-	-	-	-	-	-	-	-	-	-	
						96	-	-	-	-	-	-	-	-	-	-	-	-	-	-	-	-	-	-	-	-	-	-	-	-	-	-	-	-	
22/24	30	35	6	9	7	22	-	-	-	-	-	-	-	-	-	-	-	-	-	-	-	-	-	-	-	-	-	-	-	-	-	-	-		
						27	-	-	-	-	-	-	-	-	-	-	-	-	-	-	-	-	-	-	-	-	-	-	-	-	-	-	-	-	
						36	-	-	-	-	-	-	-	-	-	-	-	-	-	-	-	-	-	-	-	-	-	-	-	-	-	-	-	-	
						46	-	-	-	-	-	-	-	-	-	-	-	-	-	-	-	-	-	-	-	-	-	-	-	-	-	-	-	-	
						56	-	-	-	-	-	-	-	-	-	-	-	-	-	-	-	-	-	-	-	-	-	-	-	-	-	-	-	-	
						66	-	-	-	-	-	-	-	-	-	-	-	-	-	-	-	-	-	-	-	-	-	-	-	-	-	-	-	-	
						76	-	-	-	-	-	-	-	-	-	-	-	-	-	-	-	-	-	-	-	-	-	-	-	-	-	-	-	-	
						86	-	-	-	-	-	-	-	-	-	-	-	-	-	-	-	-	-	-	-	-	-	-	-	-	-	-	-	-	
						96	-	-	-	-	-	-	-	-	-	-	-	-	-	-	-	-	-	-	-	-	-	-	-	-	-	-	-	-	
						116	-	-	-	-	-	-	-	-	-	-	-	-	-	-	-	-	-	-	-	-	-	-	-	-	-	-	-	-	

Esempio di ordinativo: D1xL1xL **Order example:** D1xL1xL **Bestellbeispiel:** D1xL1xL



COLONNA DI GUIDA A UN DIAMETRO

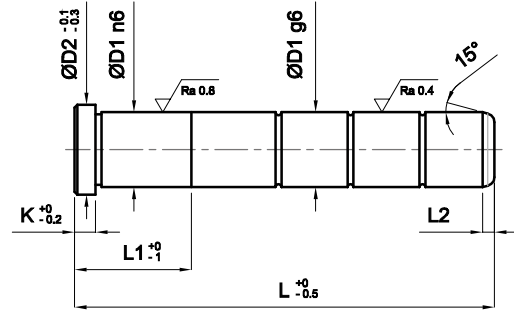
GUIDE PILLAR WITH OIL GROOVES

FÜHRUNGSBOLZEN MIT SCHMIERNUTEN

ECO-2

Acciaio: Da cementazione
Steel: Case hardened
Stahl: Einsatzhärtung

Durezza: HRC 60-62
Hardness: HRC 60-62
Härte: HRC 60-62



D1	D2	K	L2	L1	L			
12	16	5	5	12,5	50			
				15	60			
				17,5	70			
				20	80			
				22,5	90			
				25	100			
				27	120	140		
14	18	5	5	12,5	50			
				15	60			
				17,5	70			
				20	80			
				22,5	90			
				25	100			
				27	120	140		
16	20	5	5	12,5	50			
				15	60			
				17,5	70			
				20	80			
				22,5	90			
				25	100			
				27	120	140		
18	22	5	5,5	12,5	50			
				15	60			
				17,5	70			
				20	80			
				22,5	90			
				25	100			
				27	120			
20	24	6	6	15	60			
				17,5	70			
				20	80			
				22,5	90			
				25	100			
				27	120			
				30	140	160	180	
50	200							

D1	D2	K	L2	L1	L			
25	30	7	7	20	80			
				22,5	90			
				25	100			
				27	120			
				30	140	160	180	
				50	200	220	240	
				55	260	280		
				60	300			
32	37	7	7,5	30	120			
				35	140			
				40	160			
				45	180			
				50	200	220	240	
				55	260	280		
				60	300			
				80	400	450		
40	45	8	8	30	120			
				35	140			
				40	160			
				45	180			
				50	200	220	240	
				55	260	280		
				60	300			
				100	500			
50	55	10	9	55	260	280		
				60	300			
				70	350			
				80	400	450		
				100	500			
				120	600			
60	68	12	10	70	350			
				80	400	450		
				100	500			
				120	600			
				140	800			

Esempio di ordinativo: D1xL **Order example:** D1xL **Bestellbeispiel:** D1xL

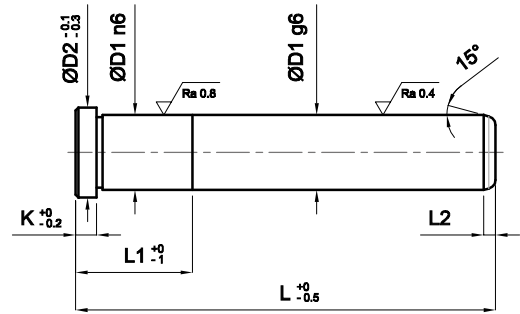


COLONNA DI GUIDA LISCIA PER BUSSOLE ACCIAIO E AUTOLUBRIFICANTI
GUIDE PILLAR WITHOUT OIL GROOVES FOR STEEL AND AUTOLUBE BUSHES
 FLACHE FÜHRUNGSBOLZEN FÜR SELBSSCHMIERENDEN STAHLBUCHSEN

ECO-2L

Acciaio: Da cementazione
Steel: Case hardened
Stahl: Einsatzhärtung

Durezza: HRC 60-62
Hardness: HRC 60-62
Härte: HRC 60-62



D1	D2	K	L2	L1	L		
12	16	5	5	12,5	50		
				15	60		
				17,5	70		
				20	80		
				22,5	90		
				25	100		
				27	120	140	
14	18	5	5	12,5	50		
				15	60		
				17,5	70		
				20	80		
				22,5	90		
				25	100		
				27	120	140	
16	20	5	5	12,5	50		
				15	60		
				17,5	70		
				20	80		
				22,5	90		
				25	100		
				27	120	140	
18	22	5	5,5	12,5	50		
				15	60		
				17,5	70		
				20	80		
				22,5	90		
				25	100		
				27	120		
20	24	6	6	15	60		
				17,5	70		
				20	80		
				22,5	90		
				25	100		
				27	120		
				30	140	160	180
18	22	5	5,5	50	200		

D1	D2	K	L2	L1	L		
25	30	7	7	20	80		
				22,5	90		
				25	100		
				27	120		
				30	140	160	180
				50	200	220	240
				55	260	280	
32	37	7	7,5	30	120		
				35	140		
				40	160		
				45	180		
				50	200	220	240
				55	260	280	
				60	300		
40	45	8	8	30	120		
				35	140		
				40	160		
				45	180		
				50	200	220	240
				55	260	280	
				60	300		
50	55	10	9	55	260	280	
				60	300		
				70	350		
				80	400		
				100	500		
				120	600		
				140	800		
60	68	12	10	70	350		
				80	400		
				100	500		
				120	600		
				140	800		

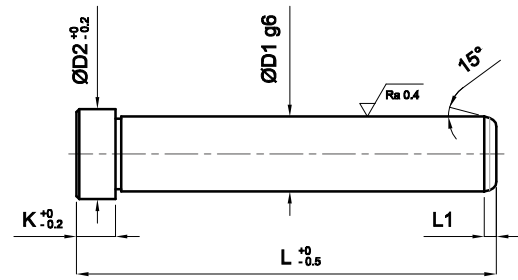
Esempio di ordinativo: D1xL **Order example:** D1xL **Bestellbeispiel:** D1xL

COLONNA DI GUIDA LISCIA PER CORSOI
 GUIDE PILLAR WITHOUT OIL GROOVES FOR SLIDES
 SCHRÄGBOLZEN FÜR SCHLITTEN

ECO-2LC

Acciaio: Da cementazione
Steel: Case hardened
Stahl: Einsatzhärtung

Durezza: HRC 60-62
Hardness: HRC 60-62
Härte: HRC 60-62



D1	D2	K	L1	L													
				40	60	80	100	120	140	160	180	200	220	240	300	360	
10	12	3	4	-	-	-	-	-	-	-	-	-	-	-	-	-	-
12	16	6	7	-	-	-	-	-	-	-	-	-	-	-	-	-	-
14	18	8	7	-	-	-	-	-	-	-	-	-	-	-	-	-	-
16	20	8	7	-	-	-	-	-	-	-	-	-	-	-	-	-	-
18	22	8	7	-	-	-	-	-	-	-	-	-	-	-	-	-	-
20	24	8	7	-	-	-	-	-	-	-	-	-	-	-	-	-	-
22	26	15	7	-	-	-	-	-	-	-	-	-	-	-	-	-	-
24	28	15	7	-	-	-	-	-	-	-	-	-	-	-	-	-	-
30	36	15	7	-	-	-	-	-	-	-	-	-	-	-	-	-	-
32	36	15	7	-	-	-	-	-	-	-	-	-	-	-	-	-	-
40	48	15	10	-	-	-	-	-	-	-	-	-	-	-	-	-	-

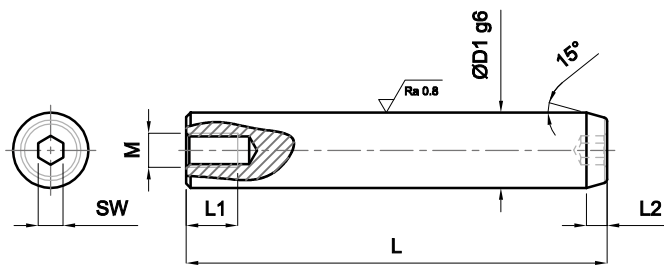
Esempio di ordinativo: D1xL **Order example:** D1xL **Bestellbeispiel:** D1xL

COLONNA CARRO SENZA TESTA
 SLIDE PILLAR WITHOUT HEAD
 SCHRÄGBOLZEN OHNE BUND

ECO-2E

Acciaio: Da cementazione
Steel: Case hardened
Stahl: Einsatzhärtung

Durezza: 60-62 HRC
Hardness: 60-62 HRC
Härte: 60-62 HRC



D1	L1	L2	M	SW	L																		
					40	50	60	70	80	90	100	110	120	130	140	150	160	170	180	200	220	240	
8	12,5	2,3	5	4	-	-	-	-	-	-	-	-	-	-	-	-	-	-	-	-	-	-	
10	15	4	6	4	-	-	-	-	-	-	-	-	-	-	-	-	-	-	-	-	-	-	
12	15	5	6	5	-	-	-	-	-	-	-	-	-	-	-	-	-	-	-	-	-	-	
14	15	5	6	5	-	-	-	-	-	-	-	-	-	-	-	-	-	-	-	-	-	-	
16	20	5	8	6	-	-	-	-	-	-	-	-	-	-	-	-	-	-	-	-	-	-	
18	20	5	8	6	-	-	-	-	-	-	-	-	-	-	-	-	-	-	-	-	-	-	
20	25	7	10	8	-	-	-	-	-	-	-	-	-	-	-	-	-	-	-	-	-	-	
22	25	7	10	8	-	-	-	-	-	-	-	-	-	-	-	-	-	-	-	-	-	-	
24	30	7	12	8	-	-	-	-	-	-	-	-	-	-	-	-	-	-	-	-	-	-	

Esempio di ordinativo: D1xL **Order example:** D1xL **Bestellbeispiel:** D1xL

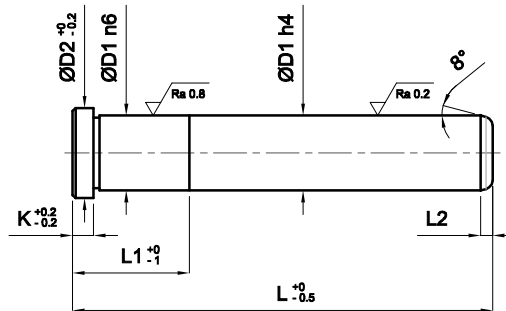


COLONNA DI GUIDA LISCIA PER GABBIE A SFERA
GUIDE PILLAR WITHOUT OIL GROOVES FOR BALL CAGES
 FLACHE FÜHRUNGSBOLZEN FÜR KUGELFÜHRUNGSEINHEITEN

ECO-2SG

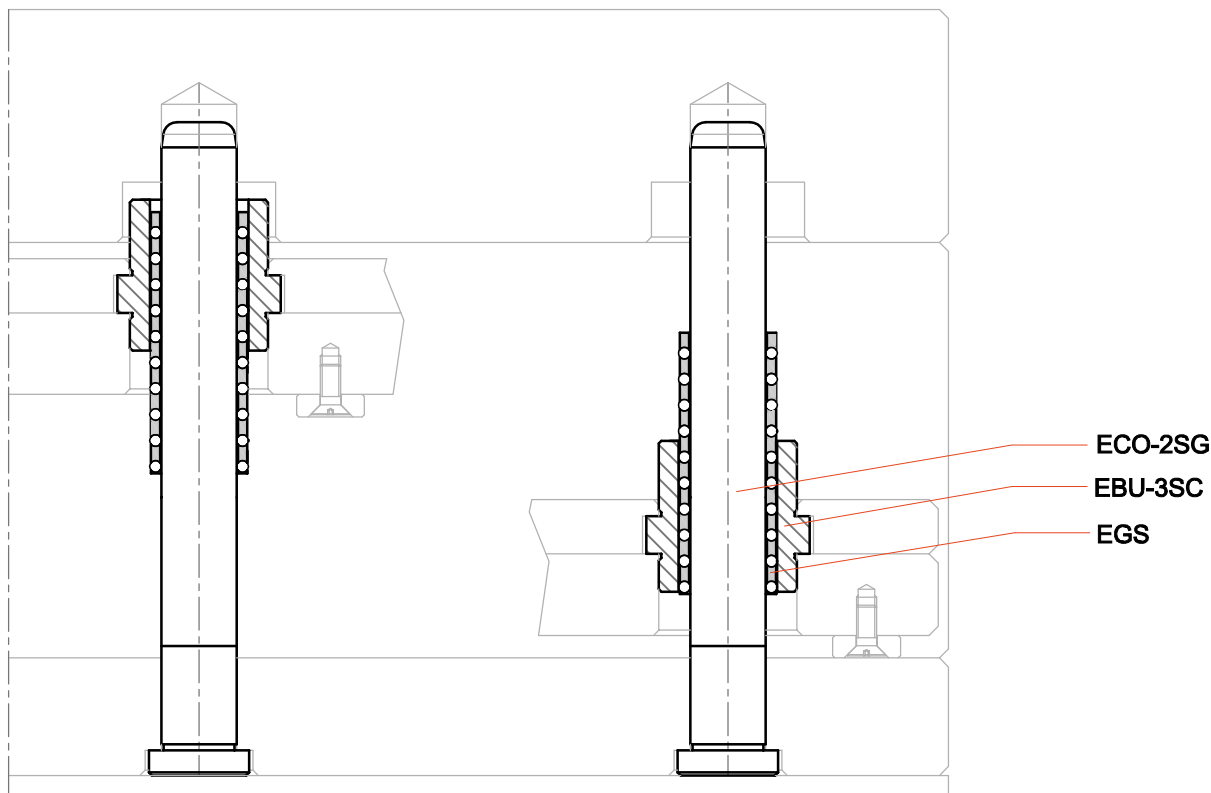
Acciaio: Da tempratura superficiale
Steel: For surface temper
Stahl: Für oberflächliche Härtung

Durezza: Superficie HRC 60-63 / resistenza al cuore 900 N/mm²
Hardness: Surface HRC 60-63 / core strenght 900 N/mm²
Härte: Oberfläche HRC 60-63 / Kernwiderstand 900 N/mm²



D1	D2	K	L1	L2	L										
					80	100	120	140	160	200	240				
12	16	4	20	4	-	-	-	-	-	-	-	-	-	-	-
18	22	6	24	7	-	-	-	-	-	-	-	-	-	-	-
30	36	6	24	7	-	-	-	-	-	-	-	-	-	-	-

Esempio di ordinativo: D1xL **Order example:** D1xL **Bestellbeispiel:** D1xL

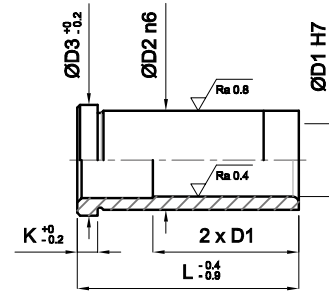


BUSSOLA DI GUIDA
GUIDE BUSH WITHOUT CENTERING COLLAR
 FÜHRUNGSBUCHSE OHNE ZENTRIERBUND

EBU-1

Acciaio: Da cementazione
Steel: Case hardened
Stahl: Einsatzhärtung

Durezza: HRC 60-62
Hardness: HRC 60-62
Härte: HRC 60-62



D1	D2	D3	K	L															
				22	26	36	46	56	66	76	86	96	106	116	126	136	146	156	176
12	18	22	5	-	-	-	-	-	-	-	-	-	-	-	-	-	-	-	-
14	20	24	5	-	-	-	-	-	-	-	-	-	-	-	-	-	-	-	-
16	22	26	5	-	-	-	-	-	-	-	-	-	-	-	-	-	-	-	-
18	26	30	5	-	-	-	-	-	-	-	-	-	-	-	-	-	-	-	-
20	28	32	6	-	-	-	-	-	-	-	-	-	-	-	-	-	-	-	-
20	30*	34	6	-	-	-	-	-	-	-	-	-	-	-	-	-	-	-	-
25	34	38	7	-	-	-	-	-	-	-	-	-	-	-	-	-	-	-	-
25	36*	40	7	-	-	-	-	-	-	-	-	-	-	-	-	-	-	-	-
32	40	45	7	-	-	-	-	-	-	-	-	-	-	-	-	-	-	-	-
40	48	52	8	-	-	-	-	-	-	-	-	-	-	-	-	-	-	-	-
50	60	65	10	-	-	-	-	-	-	-	-	-	-	-	-	-	-	-	-
60	74	84	12	-	-	-	-	-	-	-	-	-	-	-	-	-	-	-	-

Esempio di ordinativo: D1xL **Order example:** D1xL **Bestellbeispiel:** D1xL

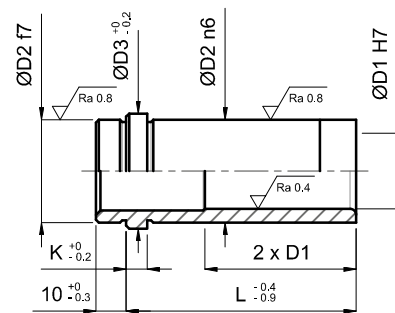
*da specificare - *to specify - *muss angegeben werden

BUSSOLA DI GUIDA SPALLATA
GUIDE BUSH WITH CENTERING COLLAR
 FÜHRUNGSBUCHSE MIT ZENTRIERBUND

EBU-1S

Acciaio: Da cementazione
Steel: Case hardened
Stahl: Einsatzhärtung

Durezza: HRC 60-62
Hardness: HRC 60-62
Härte: HRC 60-62



D1	D2	D3	K	L															
				22	26	36	46	56	66	76	86	96	106	116	126	146			
16	22	26	5	-	-	-	-	-	-	-	-	-	-	-	-	-	-	-	-
20	28	32	6	-	-	-	-	-	-	-	-	-	-	-	-	-	-	-	-
25	34	38	7	-	-	-	-	-	-	-	-	-	-	-	-	-	-	-	-
32	40	45	7	-	-	-	-	-	-	-	-	-	-	-	-	-	-	-	-
40	48	52	8	-	-	-	-	-	-	-	-	-	-	-	-	-	-	-	-

Esempio di ordinativo: D1xL **Order example:** D1xL **Bestellbeispiel:** D1xL

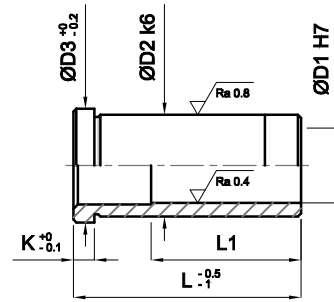
BUSSOLA DI GUIDA
GUIDE BUSH WITHOUT CENTERING COLLAR
 FÜHRUNGSBUCHSE OHNE ZENTRIERBUND

EBU-1H

UNI ISO 8019

Acciaio: *Da cementazione*
Steel: *Case hardened*
Stahl: *Einsatzhärtung*

Durezza: HRC 60-62
Hardness: HRC 60-62
Härte: HRC 60-62



D1	D2	D3	K	L1	L
14/15	20	25	6	22	22
				27	27
				36	36
				46	46
				56	56
				56	66
18/20	26	31	6	22	22
				27	27
				36	36
				46	46
				56	56
				66	66
22/24	30	35	6	22	22
				27	27
				36	36
				46	46
				56	56
				66	66

D1	D2	D3	K	L1	L
30/32	42	47	6	27	27
				36	36
				46	46
				56	56
				66	66
				76	76
40/42	54	60	10	56	56
				66	66
				76	76
				86	86
				96	96
				116	116

Esempio di ordinativo: D1xL **Order example:** D1xL **Bestellbeispiel:** D1xL

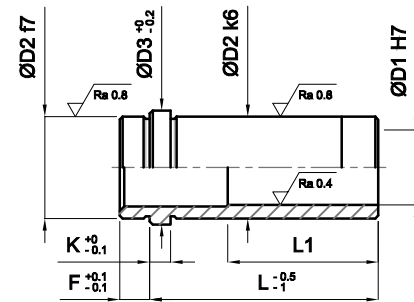
BUSSOLA DI GUIDA SPALLATA
GUIDE BUSH WITH CENTERING COLLAR
 FÜHRUNGSBUCHSE MIT ZENTRIERBUND

EBU-1SH

UNI ISO 8019

Acciaio: *Da cementazione*
Steel: *Case hardened*
Stahl: *Einsatzhärtung*

Durezza: HRC 60-62
Hardness: HRC 60-62
Härte: HRC 60-62



D1	D2	D3	K	F	L1	L
14/15	20	25	6	9	31	22
					36	27
					45	36
					55	46
					56	56
					56	66
					56	76
18/20	26	31	6	9	31	22
					36	27
					45	36
					55	46
					65	56
					75	66
					76	76
76	86					
76	96					
22/24	30	35	6	9	31	22
					36	27
					45	36
					55	46
					65	56
					75	66
					85	76
					95	86
					105	96
					96	116

D1	D2	D3	K	F	L1	L
30/32	42	47	6	9	36	27
					45	36
					55	46
					65	56
					75	66
					85	76
					95	86
40/42	54	60	10	12	105	96
					125	116
					116	136
					116	156
					68	56
					78	66
					88	76
					95	86
					108	96
					128	116
136	136					
136	156					
136	196					

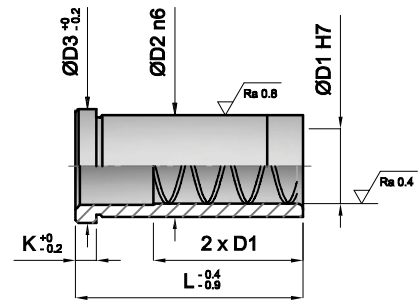
Esempio di ordinativo: D1xL **Order example:** D1xL **Bestellbeispiel:** D1xL



BUSSOLA DI GUIDA IN BRONZO
BRONZE GUIDE BUSH WITHOUT CENTERING COLLAR
 FÜHRUNGSBUCHSE AUS BRONZE OHNE ZENTRIERBUND

EBU-1B

Materiale: Bronzo
Material: Bronze
Werkstoff: Bronze



D1	D2	D3	K	L													
				22	26	36	46	56	66	76	86	96	106	116	126	146	
16	22	26	5	-	-	-	-	-	-	-	-	-	-	-	-	-	-
20	28	32	6	-	-	-	-	-	-	-	-	-	-	-	-	-	-
25	34	38	7	-	-	-	-	-	-	-	-	-	-	-	-	-	-
32	40	45	7	-	-	-	-	-	-	-	-	-	-	-	-	-	-
40	48	52	8	-	-	-	-	-	-	-	-	-	-	-	-	-	-
50	60	65	10	-	-	-	-	-	-	-	-	-	-	-	-	-	-

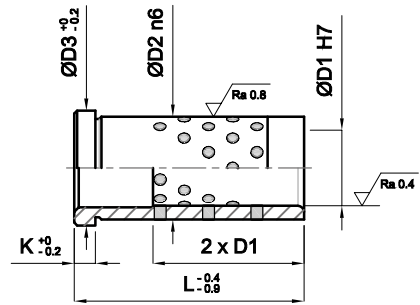
Esempio di ordinativo: D1xL **Order example:** D1xL **Bestellbeispiel:** D1xL



BUSSOLA DI GUIDA AUTOLUBRIFICANTE
 SELF LUBRICATING GUIDE BUSH WITHOUT CENTERING COLLAR
 WARTUNGSFREIER FÜHRUNGSBUCHSE OHNE ZENTRIERBUND

EBU-1BG

Materiale: Bronzo / Grafite
Material: Bronze / Graphite
Werkstoff: Bronze / Graphit



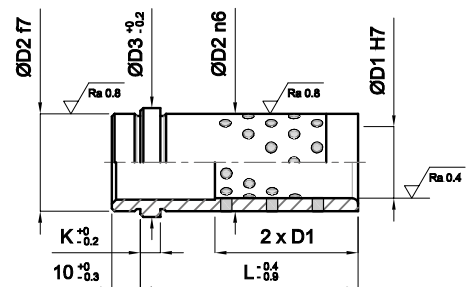
D1	D2	D3	K	L															
				22	26	36	46	56	66	76	86	96	106	116	126	136	146	176	196
12	18	22	5	-	-	-	-	-	-	-	-	-	-	-	-	-	-	-	-
14	20	24	5	-	-	-	-	-	-	-	-	-	-	-	-	-	-	-	-
16	22	26	5	-	-	-	-	-	-	-	-	-	-	-	-	-	-	-	-
18	26	30	5	-	-	-	-	-	-	-	-	-	-	-	-	-	-	-	-
20	28	32	6	-	-	-	-	-	-	-	-	-	-	-	-	-	-	-	-
25	34	38	7	-	-	-	-	-	-	-	-	-	-	-	-	-	-	-	-
32	40	45	7	-	-	-	-	-	-	-	-	-	-	-	-	-	-	-	-
40	48	52	8	-	-	-	-	-	-	-	-	-	-	-	-	-	-	-	-
50	60	65	10	-	-	-	-	-	-	-	-	-	-	-	-	-	-	-	-
60	74	84	12	-	-	-	-	-	-	-	-	-	-	-	-	-	-	-	-

Esempio di ordinativo: D1xL **Order example:** D1xL **Bestellbeispiel:** D1xL

BUSSOLA DI GUIDA SPALLATA AUTOLUBRIFICANTE
 SELF LUBRICATING GUIDE BUSH WITH CENTERING COLLAR
 WARTUNGSFREIER FÜHRUNGSBUCHSE MIT ZENTRIERBUND

EBU-1SBG

Materiale: Bronzo / Grafite
Material: Bronze / Graphite
Werkstoff: Bronze / Graphit



D1	D2	D3	K	L															
				22	26	36	46	56	66	76	86	96	106	116	126	146			
16	22	26	5	-	-	-	-	-	-	-	-	-	-	-	-	-	-	-	-
20	28	32	6	-	-	-	-	-	-	-	-	-	-	-	-	-	-	-	-
25	34	38	7	-	-	-	-	-	-	-	-	-	-	-	-	-	-	-	-
32	40	45	7	-	-	-	-	-	-	-	-	-	-	-	-	-	-	-	-
40	48	52	8	-	-	-	-	-	-	-	-	-	-	-	-	-	-	-	-

Esempio di ordinativo: D1xL **Order example:** D1xL **Bestellbeispiel:** D1xL

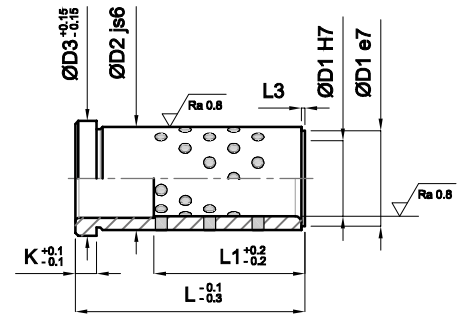


BUSSOLA DI GUIDA AUTOLUBRIFICANTE
SELF LUBRICATING GUIDE BUSH
 WARTUNGSFREIER FÜHRUNGSBUCHSE

EBU-1HBG

Materiale: CuZn24Al6
Material: CuZn24Al6
Werkstoff: CuZn24Al6

Durezza: > 180 HB
Hardness: > 180 HB
Härte: > 180 HB



D1	D2	D3	K	L3	L	L1
9	14	16	3	1,5	12	12
					17	17
					22	18
					27	18
					36	18
10	14	16	3	1,5	12	12
					17	17
					22	22
					27	20
12	18	23	6	2	17	17
					22	22
					27	27
					36	24
14	20	25	6	2	17	17
					22	22
					27	27
					36	36
					46	28
					56	28

D1	D2	D3	K	L3	L	L1
15	20	25	6	2	17	17
					22	22
					27	27
					36	36
					46	30
16	22	27	6	2	56	30
					17	17
					22	22
					27	27
18	26	31	6	2	36	36
					46	32
					56	32
					17	17
18	26	31	6	2	22	22
					27	27
					36	36
					46	36
					56	36
					66	36

Esempio di ordinativo: D1xL **Order example:** D1xL **Bestellbeispiel:** D1xL



BUSSOLA DI GUIDA AUTOLUBRIFICANTE

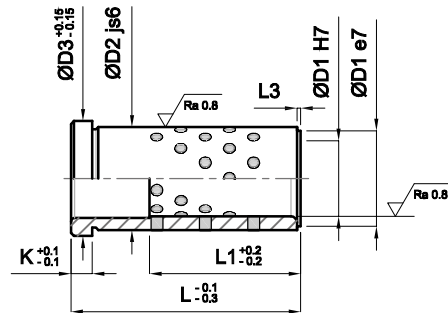
SELF LUBRICATING GUIDE BUSH

WARTUNGSFREIER FÜHRUNGSBUCHSE

EBU-1HBG

Materiale: CuZn24Al6
Material: CuZn24Al6
Werkstoff: CuZn24Al6

Durezza: > 180 HB
Hardness: > 180 HB
Härte: > 180 HB



D1	D2	D3	K	L3	L	L1
20	26	31	6	2	17	17
					22	22
					27	27
					36	36
					46	46
					56	40
22	30	35	6	3	17	17
					22	22
					27	27
					36	36
					46	46
					56	44
24	30	35	6	3	17	17
					22	22
					27	27
					36	36
					46	46
					56	48
30	42	47	6	4	27	27
					36	36
					46	46
					56	56
					66	66
					76	60
30	42	47	6	4	86	60
					96	60
					116	60

D1	D2	D3	K	L3	L	L1
32	42	47	6	4	27	27
					36	36
					46	46
					56	56
					66	66
					76	64
40	54	60	10	5	86	64
					96	64
					116	64
					56	56
					66	66
					76	76
42	54	60	10	5	86	86
					96	80
					116	80
					136	80
					156	80
					56	56
42	54	60	10	5	66	66
					76	76
					86	86
					96	84
					116	84
					136	84
42	54	60	10	5	156	84
					156	84

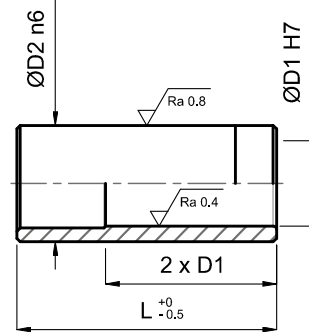
Esempio di ordinativo: D1xL **Order example:** D1xL **Bestellbeispiel:** D1xL

BUSSOLA DI GUIDA LISCIA
GUIDE BUSH
 FÜHRUNGSHÜLSE

EBU-2

Acciaio: Da cementazione
Steel: Case hardened
Stahl: Einsatzhärtung

Durezza: HRC 60-62
Hardness: HRC 60-62
Härte: HRC 60-62



D1	D2	L										
		22	26	36	46	56	66	76	86	96	106	
12	18	-	-	-	-	-	-	-	-	-	-	-
14	20	-	-	-	-	-	-	-	-	-	-	-
16	22	-	-	-	-	-	-	-	-	-	-	-
18	26	-	-	-	-	-	-	-	-	-	-	-
20	28	-	-	-	-	-	-	-	-	-	-	-
20	30*	-	-	-	-	-	-	-	-	-	-	-
25	34	-	-	-	-	-	-	-	-	-	-	-
25	36*	-	-	-	-	-	-	-	-	-	-	-
32	40	-	-	-	-	-	-	-	-	-	-	-
40	48	-	-	-	-	-	-	-	-	-	-	-

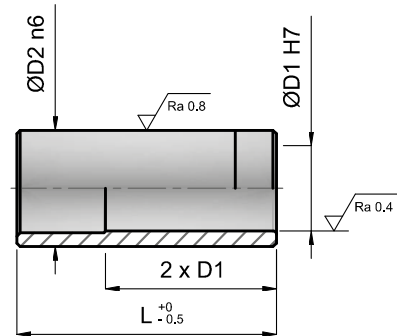
Esempio di ordinativo: D1xL **Order example:** D1xL **Bestellbeispiel:** D1xL

*da specificare - *to specify - *muss angegeben werden

BUSSOLA DI GUIDA LISCIA IN BRONZO
BRONZE GUIDE BUSH
 FÜHRUNGSHÜLSE AUS BRONZE

EBU-2B

Materiale: Bronzo
Material: Bronze
Werkstoff: Bronze



D1	D2	L										
		22	26	36	46	56	66	76	86	96	106	
12	18	-	-	-	-	-	-	-	-	-	-	-
14	20	-	-	-	-	-	-	-	-	-	-	-
16	22	-	-	-	-	-	-	-	-	-	-	-
18	26	-	-	-	-	-	-	-	-	-	-	-
20	28	-	-	-	-	-	-	-	-	-	-	-
20	30*	-	-	-	-	-	-	-	-	-	-	-
25	34	-	-	-	-	-	-	-	-	-	-	-
25	36*	-	-	-	-	-	-	-	-	-	-	-
32	40	-	-	-	-	-	-	-	-	-	-	-
40	48	-	-	-	-	-	-	-	-	-	-	-

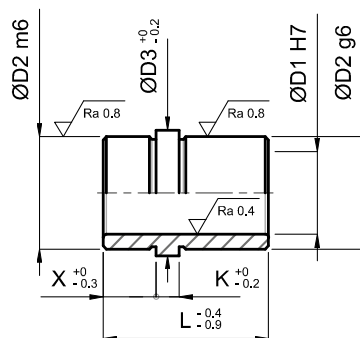
Esempio di ordinativo: D1xL **Order example:** D1xL **Bestellbeispiel:** D1xL

BUSSOLA DI GUIDA SPALLATA PER TAVOLINI
GUIDE BUSH WITH CENTERING COLLAR, FOR EJECTOR SET
 FÜHRUNGSBUCHSE MIT ZENTRIERBUND FÜR AUSWERFERPAKET

EBU-3

Acciaio: Da cementazione
Steel: Case hardened
Stahl: Einsatzhärtung

Durezza: HRC 60-62
Hardness: HRC 60-62
Härte: HRC 60-62



D1	D2	D3	K	X	L
14	20	24	5	11	32
				16	40
16	22	26	5	11	32
				16	40
18	26	30	5	11	32
				16	40
20	28	32	6	10	32
				16	40
20	30*	34	6	10	32
				16	40
25	34	38	7	9	32
				16	40
25	36*	40	7	9	32
				16	40
32	40	45	7	18	50
				25	65
40	48	52	8	25	65
				32	80

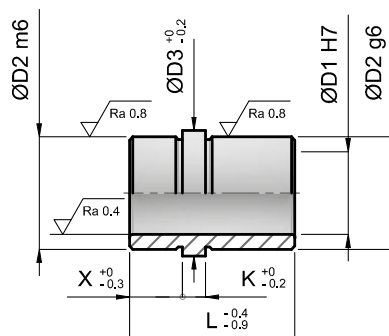
Esempio di ordinativo: D1xL **Order example:** D1xL **Bestellbeispiel:** D1xL

*da specificare - *to specify - *muss angegeben werden

BUSSOLA DI GUIDA IN BRONZO SPALLATA PER TAVOLINI
BRONZE GUIDE BUSH WITH CENTERING COLLAR, FOR EJECTOR SET
 FÜHRUNGSBUCHSE MIT ZENTRIERBUND AUS BRONZE, FÜR AUSWERFERPAKET

EBU-3B

Materiale: Bronzo
Material: Bronze
Werkstoff: Bronze



D1	D2	D3	K	X	L
14	20	24	5	11	32
16	22	26	5	11	32
				16	40
18	26	30	5	11	32
				16	40
20	28	32	6	10	32
				16	40
25	34	38	7	9	32
				16	40
32	40	45	7	18	50
				25	65
40	48	52	8	25	65
				32	80

Esempio di ordinativo: D1xL **Order example:** D1xL **Bestellbeispiel:** D1xL

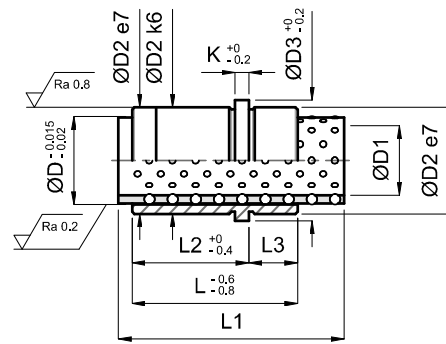
BUSSOLA DI GUIDA SPALLATA PER GABBIE A SFERA
 GUIDE BUSH WITH CENTERING COLLAR FOR BALL CAGES
 FÜHRUNGSBUCHSE MIT ZENTRIERBUND FÜR KUGELFÜHRUNGSEINHEITEN

EBU-3SC

Acciaio: Da cementazione
Steel: Case hardened
Stahl: Einsatzhärtung

Durezza: HRC 60-62
Hardness: HRC 60-62
Härte: HRC 60-62

Specifiche: Utilizzare con ECO-2SG
Specifications: Use with ECO-2SG
Spezifikationen: Verwendung mit ECO-2SG



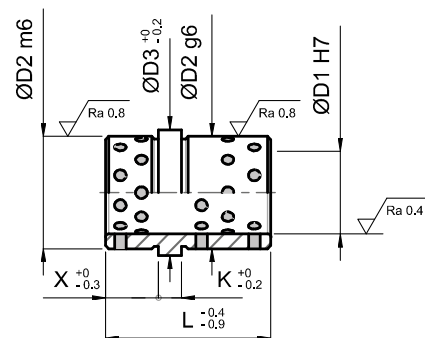
D	D1	D2	D3	K	L	L2	L3	L1	CORSA - STROKE - HUB
16	12	22	26	6	24	18	6	40	50
								56	82
24	18	30	35	6	34	23	11	48	44
								56	66
								71	96
								91	124
38	30	46	52	6	54	33	21	56	32
								80	70
								95	110
								115	132

Esempio di ordinativo: D1xL1 **Order example:** D1xL1 **Bestellbeispiel:** D1xL1

BUSSOLA DI GUIDA SPALLATA AUTOLUBRIFICANTE PER TAVOLINI
 SELF LUBRICATING GUIDE BUSH WITH CENTERING COLLAR, FOR EJECTOR SET
 FÜHRUNGSBUCHSE MIT ZENTRIERBUND FÜR AUSWERFERPAKET, WARTUNGSFREI

EBU-3BG

Materiale: Bronzo / Grafite
Material: Bronze / Graphite
Werkstoff: Bronze / Graphit



D1	D2	D3	K	X	L
16	22	26	5	11	32
				16	40
18	26	30	5	11	32
				16	40
20	28	32	6	10	32
				16	40
25	34	38	7	9	32
				16	40

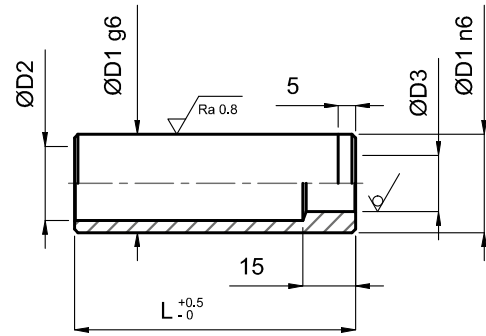
Esempio di ordinativo: D1xL **Order example:** D1xL **Bestellbeispiel:** D1xL

BUSSOLA DI CENTRAGGIO
 CENTERING BUSH WITH TWO FITTING DIAMETERS
 ZENTRIERHÜLSE MIT ZWEI PASSDURCHMESSERN

EZP-1

Acciaio: Da cementazione
Steel: Case hardened
Stahl: Einsatzhärtung

Durezza: HRC 60-62
Hardness: HRC 60-62
Härte: HRC 60-62



D1	D2	D3	L						
			30	80	100	120	140	160	180
22	17	12	-	-	-	-	-	-	-
28	21	16	-	-	-	-	-	-	-
34	26	20	-	-	-	-	-	-	-
40	33	24	-	-	-	-	-	-	-

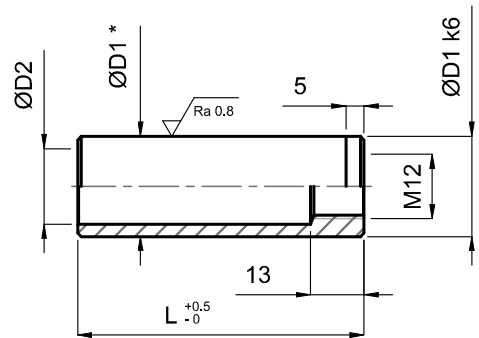
Esempio di ordinativo: D1xL **Order example:** D1xL **Bestellbeispiel:** D1xL

BUSSOLA DI CENTRAGGIO
 CENTERING BUSH WITH TWO FITTING DIAMETERS
 ZENTRIERHÜLSE MIT ZWEI PASSDURCHMESSERN

EZP-1H

Acciaio: Da cementazione
Steel: Case hardened
Stahl: Einsatzhärtung

Durezza: HRC 60-62
Hardness: HRC 60-62
Härte: HRC 60-62



D1	*TOLL.	D2	L																
			30	40	60	80	100	120	140	160	180	200	220	240	260	280	300		
20	g6	16	-	-	-	-	-	-	-	-	-	-	-	-	-	-	-		
26	g6	21	-	-	-	-	-	-	-	-	-	-	-	-	-	-	-		
30	g6	25	-	-	-	-	-	-	-	-	-	-	-	-	-	-	-		
42	g6	33	-	-	-	-	-	-	-	-	-	-	-	-	-	-	-		
54	f6	43	-	-	-	-	-	-	-	-	-	-	-	-	-	-	-		

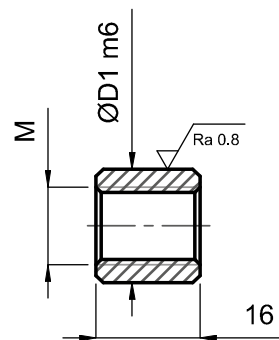
Esempio di ordinativo: D1xL **Order example:** D1xL **Bestellbeispiel:** D1xL

BUSSOLA LISCIA FILETTATA PER CENTRAGGIO PIASTRE
THREADED CENTERING BUSH
 GEWINDEBUCHSE ZUR PLATTENZENTRIERUNG

EBF-1

Acciaio: Da cementazione
Steel: Case hardened
Stahl: Einsatzhärtung

D1	M
18	12
18	14
20	16
22	18

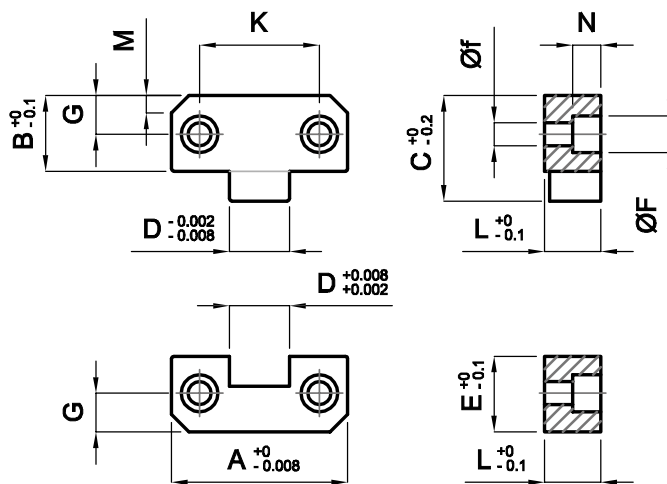


Esempio di ordinativo: D1xM **Order example:** D1xM **Bestellbeispiel:** D1xM

CENTRATORE PRISMATICO LATERALE
SIDE LOCK
 ENDZENTRIERUNG FLACH HORIZONTAL

GPL

Materiale: Acciaio temperato
Material: Hardened steel
Werkstoff: Gehärtet Stahl



COD.	A	B	C	D	E	F	f	G	K	L	M	N
GPL38	38	22	30	12	22	10,5	6,5	7	22	13	5	8
GPL50	50	21,5	30	17	21,5	10,5	6,5	11	34	16	5	8
GPL75	75	36	50	25	36	16,5	10,5	18	50	19	8	12
GPL100	100	45	65	35	45	16,5	10,5	22	70	19	10	12
GPL125	125	45	65	45	45	16,5	10,5	22	84	25	10	12

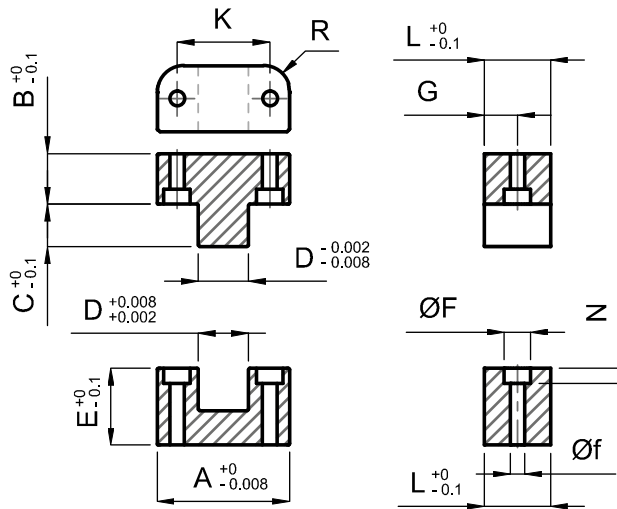
Esempio di ordinativo: Codice **Order example:** Code **Bestellbeispiel:** Code



CENTRATORE PRISMATICO RIVESTITO
 TOP LOCK
 ENDZENTRIERUNG FLACH

GPV

Materiale: Acciaio rivestito (ossido d'alluminio)
Material: Coated steel (aluminium oxide)
Werkstoff: Beschichteter Stahl (Aluminiumoxyd)



COD.	A	B	C	D	E	F	f	G	K	L	N	R
GPV32	32	13	9,5	11	16	7,2	4,3	8	22	16	5	6,5
GPV38	38	19	12,8	12,5	22,5	7,2	4,3	11	25,5	22	5	6,5
GPV50	50	19	16	19	29	9	5,5	12,5	35	25	6	9,5
GPV75	75	20	20	28,5	38	10,5	6,5	14,25	56	28,5	7	13
GPV100	100	20	20	34	45	13,5	8,5	16	72	32	9	13

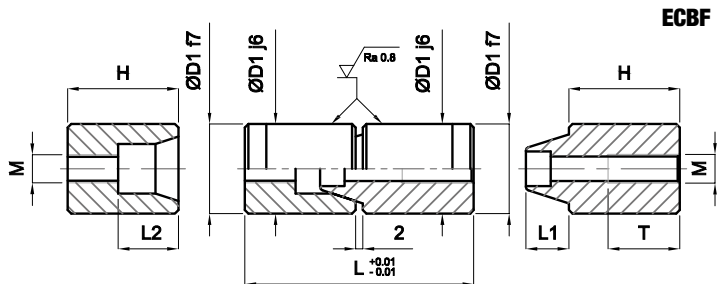
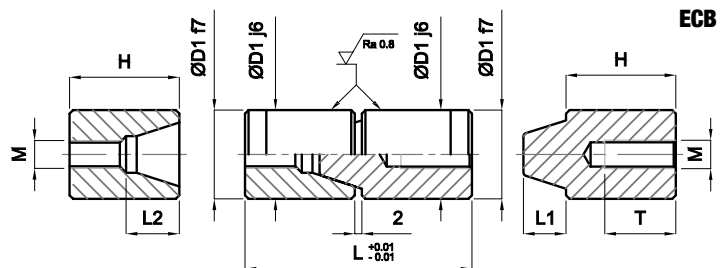
Esempio di ordinativo: Codice **Order example:** Code **Bestellbeispiel:** Code

CENTRATORE CONICO
 CENTERING UNIT
 ZENTRIEREINHEIT

ECB / ECBF

Acciaio: Da cementazione
Steel: Case hardened
Stahl: Einsatzhärtung

Durezza: HRC 60-62
Hardness: HRC 60-62
Härte: HRC 60-62



ECB

D1	L2	L1	L	H	M	T
16	12	8	50	24	6	13
20	16	10	64	31	8	20
25	17	12	64	31	8	20
32	23	15	80	39	10	24
40	26	20	100	49	10	24

ECBF

D1	L2	L1	L	H	M	T	VITE
16	14	7	50	24	5	13	M4
20	16	9	64	31	8	20	M6
25	18	12	64	31	8	20	M6
32	23	15	80	39	10	24	M8
40	33	20	100	49	10	24	M8

SCREW
SCHRAUBEN

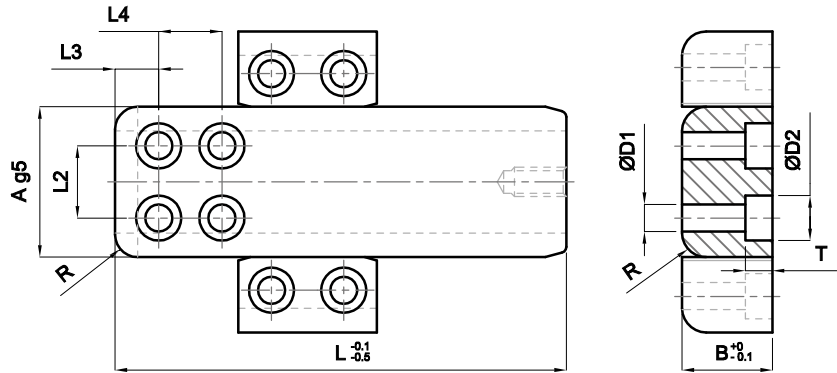
Esempio di ordinativo: D1 **Order example:** D1 **Bestellbeispiel:** D1

COLONNA QUADRA CON GUIDE
SQUARE PILLAR WITH GUIDES
QUADRATISCHEN SÄULE MIT FÜHRUNGEN

ECQ

Acciaio: Da cementazione
Steel: Case hardened
Stahl: Einsatzhärtung

Durezza: 58/60 HRC
Hardness: 58/60 HRC
Härte: 58/60 HRC



Q1

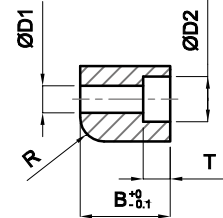
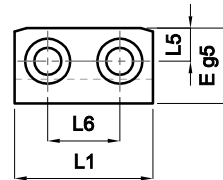
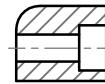
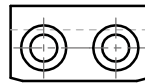
R	T	D2	D1	L2	L4	L3	A	B	L	Q1
6	6,8	11	6,6	14	18	9	32	22	70	32x22x70
							32	22	90	32x22x90
							32	22	112	32x22x112
							32	22	125	32x22x125
							32	22	150	32x22x150
8	9	15	9	24	21	12	50	30	90	50x30x90
							50	30	125	50x30x125
							50	30	150	50x30x150
							50	30	175	50x30x175
							50	30	200	50x30x200
10	11	18	11	30	26	15	63	32	112	63x32x112
							63	32	150	63x32x150
							63	32	175	63x32x175
							63	32	200	63x32x200
							63	32	250	63x32x250
12	11	18	11	44	26	15	80	35	112	80x35x112
							80	35	150	80x35x150
							80	35	175	80x35x175
							80	35	200	80x35x200
							80	35	250	80x35x250
15	13	20	13,5	55	32	18	100	50	175	100x50x175
							100	50	200	100x50x200
							100	50	250	100x50x250
15	13	20	13,5	75	35	20	120	65	200	120x65x200
							120	65	250	120x65x250
							120	65	300	120x65x300

Esempio di ordinativo: COD Q1 **Order example:** COD Q1 **Bestellbeispiel:** COD Q1

COLONNA QUADRA CON GUIDE
 SQUARE PILLAR WITH GUIDES
 QUADRATISCHEN SÄULE MIT FÜHRUNGEN

ECQ

Rivestimento: Disponibile con DLC
Coating: Available with DLC
Überzug: Auch mit DLC



Q2

R	T	D2	D1	L5	L6	E	B	L1	Q2
6	5,7	10	5,5	8	12	18	18	27	18x18x27
6	6,8	11	6,6	10	16	20	22	36	20x22x36
8	9	15	9	11	24	25	30	46	25x30x46
10	11	18	11	16	30	32	32	56	32x32x56
12	11	18	11	16	30	35	35	56	35x35x56
15	13	20	13,5	17	40	40	50	76	40x50x76
15	13	20	13,5	20	50	45	65	86	45x65x86

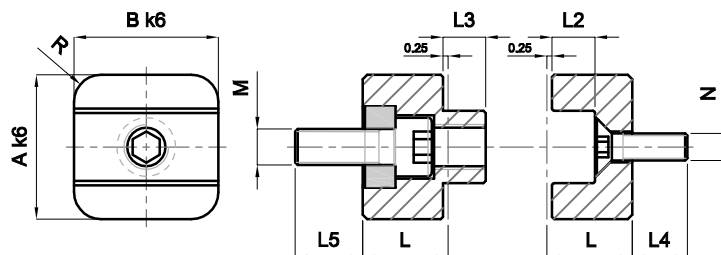
Esempio di ordinativo: COD Q2 **Order example:** COD Q2 **Bestellbeispiel:** COD Q2

CENTRATORE PRISMATICO QUADRO
 SQUARE CENTERING UNIT
 ENDZENTRIERUNG PRISMATISCH

ECPQ

Acciaio: 1.2344 ~ 53 / 56 HRC
Steel: 1.2344 ~ 53 / 56 HRC
Stahl: 1.2344 ~ 53 / 56 HRC

Rivestimento: Disponibile con DLC
Coating: Available with DLC
Überzug: Auch mit DLC



COD	A	B	L	L2	L3	L4	L4	M	N	R
ECPQ-20	20	20	14	3,5	3,5	12	4	M5	M4	4
ECPQ-25	25	25	16	5,5	5,5	13	8	M6	M5	5
ECPQ-32	32	32	18	7,5	7,5	15	12	M8	M6	6
ECPQ-40	40	40	22,5	9,5	9,5	17	10	M10	M8	6

Esempio di ordinativo: Codice **Order example:** Code **Bestellbeispiel:** Code

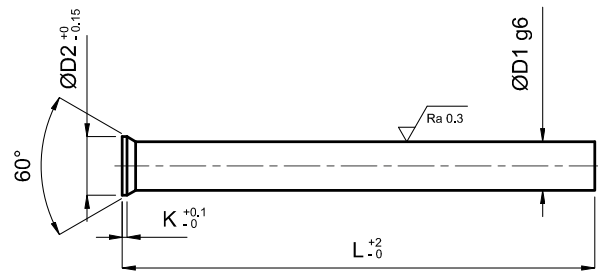
ESPULSORE A TESTA CONICA
CONICAL HEAD EJECTOR PIN
AUSWERFERSTIFT MIT KONISCHEM KOPF

EES-1

DIN 1530-3
9861 D

Acciaio: Per lavorazione a freddo ed iniezione
Steel: For cold forming and injection
Stahl: Für Kaltschmieden und Spritzgiessen

Durezza: Corpo HRC 60±2 Testa HRC 45±5
Hardness: Body HRC 60±2 Head HRC 45±5
Härte: Körper HRC 60±2 Kopf HRC 45±5



D1	D2	K	L				
			100	125	160	200	250
1	1,8	0,5	-	-	-	-	-
1,1	1,8	0,5	-	-	-	-	-
1,2	2	0,5	-	-	-	-	-
1,3	2	0,5	-	-	-	-	-
1,4	2,2	0,5	-	-	-	-	-
1,5	2,2	0,5	-	-	-	-	-
1,6	2,5	0,5	-	-	-	-	-
1,7	2,5	0,5	-	-	-	-	-
1,8	2,8	0,5	-	-	-	-	-
1,9	2,8	0,5	-	-	-	-	-
2	3	0,5	-	-	-	-	-
2,1	3,2	0,5	-	-	-	-	-
2,2	3,2	0,5	-	-	-	-	-
2,3	3,5	0,5	-	-	-	-	-
2,4	3,5	0,5	-	-	-	-	-
2,5	3,5	0,5	-	-	-	-	-
2,6	4	0,5	-	-	-	-	-
2,7	4	0,5	-	-	-	-	-
2,8	4	0,5	-	-	-	-	-
2,9	4	0,5	-	-	-	-	-
3	4,5	0,5	-	-	-	-	-
3,1	4,5	0,5	-	-	-	-	-
3,2	4,5	0,5	-	-	-	-	-
3,5	5	0,5	-	-	-	-	-
3,6	5	0,5	-	-	-	-	-
3,7	5	0,5	-	-	-	-	-
4	5,5	0,5	-	-	-	-	-
4,1	5,5	0,5	-	-	-	-	-
4,2	5,5	0,5	-	-	-	-	-
4,5	6	0,5	-	-	-	-	-
4,6	6	0,5	-	-	-	-	-
4,7	6	0,5	-	-	-	-	-
5	6,5	0,5	-	-	-	-	-
5,1	6,5	0,5	-	-	-	-	-
5,2	6,5	0,5	-	-	-	-	-
5,5	7	0,5	-	-	-	-	-
5,6	7	0,5	-	-	-	-	-
5,7	7	0,5	-	-	-	-	-

D1	D2	K	L				
			100	125	160	200	250
6	8	0,5	-	-	-	-	-
6,1	8	0,5	-	-	-	-	-
6,2	8	0,5	-	-	-	-	-
6,5	9	1	-	-	-	-	-
6,6	9	1	-	-	-	-	-
6,7	9	1	-	-	-	-	-
7	9	1	-	-	-	-	-
7,1	9	1	-	-	-	-	-
7,2	9	1	-	-	-	-	-
7,5	10	1	-	-	-	-	-
7,6	10	1	-	-	-	-	-
8	10	1	-	-	-	-	-
8,1	10	1	-	-	-	-	-
8,2	10	1	-	-	-	-	-
8,5	11	1	-	-	-	-	-
8,6	11	1	-	-	-	-	-
9	11	1	-	-	-	-	-
9,5	12	1	-	-	-	-	-
10	12	1	-	-	-	-	-
10,5	13	1	-	-	-	-	-
11	13	1	-	-	-	-	-
11,5	14	1	-	-	-	-	-
12	14	1	-	-	-	-	-
12,5	15	1	-	-	-	-	-
13	15	1	-	-	-	-	-
13,5	16	1,5	-	-	-	-	-
14	16	1,5	-	-	-	-	-
14,5	17	1,5	-	-	-	-	-
15	17	1,5	-	-	-	-	-
15,5	18	1,5	-	-	-	-	-
16	18	1,5	-	-	-	-	-
16,5	19	1,5	-	-	-	-	-
17	19	1,5	-	-	-	-	-
17,5	20	1,5	-	-	-	-	-
18	20	1,5	-	-	-	-	-
18,5	21	1,5	-	-	-	-	-
20	22	1,5	-	-	-	-	-

Esempio di ordinativo: D1xL **Order example:** D1xL **Bestellbeispiel:** D1xL

ESPULSORE A TESTA SFACCETTATA

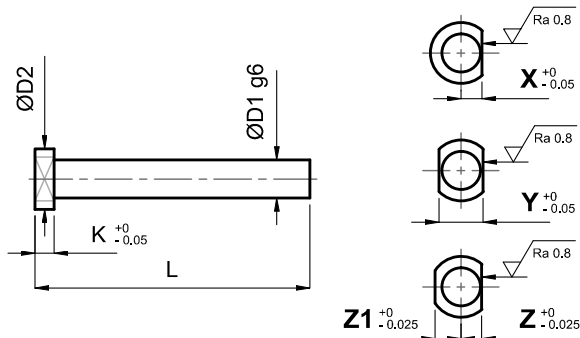
CONTOUR HEAD PIN

KONTURKERNSTIFTE

ETS

Lavorazione: Disponibile per tutti i tipi di espulsori
Working: Available for all kind of ejector pins
Bearbeitung: Vorrätig für allerlei Auswerferstifte

X: Singola - Single - Einzel
Y: Doppia - Double - Doppelt
Z-Z1: Asimmetrica - Asymmetrical - Asymmetrisch



D1		D2		SFACCETTATURA / FACETING / REFERENZ			
		X	Y	Z	Z1		
2	4	1,2	2,5	1,1	1,4		
2,2	4	1,2	2,5	1,2	1,3		
2,5	5	1,4	2,9	1,3	1,6		
3	6	1,7	3,9	1,6	2,3		
3,2	6	1,7	3,9	1,7	2,2		
3,5	6	1,9	4,3	1,8	2,5		
3,5	7	2,4	5,3	2,4	2,9		
4	8	2,5	5,5	2,4	3,1		
4,2	8	2,5	5,5	2,4	3,1		
4,5	8	2,5	5,5	2,4	3,1		
5	10	3	6,5	2,9	3,6		
5,2	10	3	6,5	2,9	3,6		
5,5	10	3	6,5	2,9	3,6		
6	12	3,5	7,5	3,4	4,1		
6,2	12	3,5	7,5	3,4	4,1		
6,5	12	3,5	7,5	3,4	4,1		
7	12	4	8,5	3,9	4,6		
7,5	12	4	8,5	3,9	4,6		
8	14	4,5	9,5	4,4	5,1		
8,2	14	4,5	9,5	4,4	5,1		
8,5	14	4,5	9,5	4,4	5,1		
9	14	5	10,5	4,9	5,6		
10	16	5,5	11,5	5,4	6,1		
10,2	16	5,5	11,5	5,4	6,1		
11	16	6	12,5	5,9	6,6		
11	18	6,5	13,5	6,4	7,1		
12	18	6,5	13,5	6,4	7,1		
14	22	8,5	17,5	8,4	9,1		
16	22	9	18,5	8,9	9,6		
16	24	10	20,5	9,9	10,6		
18	24	10	20,5	9,9	10,6		
18	26	11	22,5	10,9	11,6		
20	26	11	22,5	10,9	11,6		
20	28	11	22,5	10,9	11,6		
25	32	13	26,5	12,9	13,6		
32	40	17	34,5	16,9	17,6		

Esempio di ordinativo: Codice x D1 x L x tipo sfaccettatura - (Es: EES-2C 6 x 125 sfaccettatura tipo Y)

Order example: Code x D1 x L x faceting type - (Eg: EES-2C 6 x 125 faceting type Y)

Bestellbeispiel: Code x D1 x L x Referenz Typ - (Beispiele: EES-2C 6 x 125 Referenz Typ Y)



ESPULSORE A TESTA CILINDRICA NITRURATO FORABILE

DRILLABLE NITRIDED EJECTOR PIN

AUSWERFERSTIFT NITRIERT, AUFSTECHBARER

EES-2

Acciaio: Da nitrurazione

Steel: Nitrided

Stahl: Nitrierstahl

Durezza: Superficie 1000/1100 Vickers Testa HRC 45±5

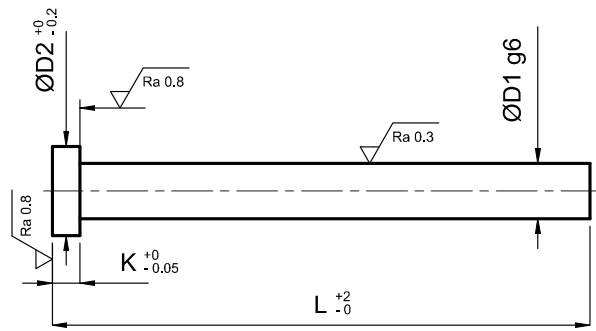
Hardness: Surface 1000/1100 Vickers Head HRC 45±5

Härte: Oberfläche 1000/1100 Vickers Kopf HRC 45±5

Resistenza alla trazione: 1000/1100 N/mm²

Tensile strength: 1000/1100 N/mm²

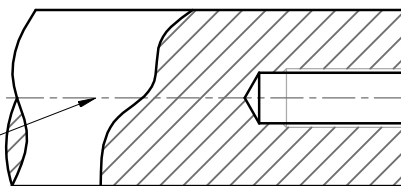
Zugfestigkeit: 1000/1100 N/mm²



D1	D2	K	L							
			100	125	160	200	250	315	400	
10	16	5	-	-	-	-	-	-	-	-
12	18	7	-	-	-	-	-	-	-	-
14	22	7	-	-	-	-	-	-	-	-
16	22	7	-	-	-	-	-	-	-	-
18	24	7	-	-	-	-	-	-	-	-
20	26	8	-	-	-	-	-	-	-	-
25	32	10	-	-	-	-	-	-	-	-
32	40	10	-	-	-	-	-	-	-	-

Esempio di ordinativo: D1xL **Order example:** D1xL **Bestellbeispiel:** D1xL

CUORE LAVORABILE
WORKABLE CORE
BEARBEITBARER KERN





ESPULSORE A TESTA CILINDRICA NITRURATO

NITRIDED EJECTOR PIN

AUSWERFERSTIFT NITRIERT

EES-2C

**DIN 1530-1
6751 A**

Acciaio: Per pressofusione ed iniezione

Steel: For die casting and injection

Stahl: Für Druckguss und Spritzguss

Durezza: Superficie > 950 Vickers - HV 0,3 Testa HRC 45±5

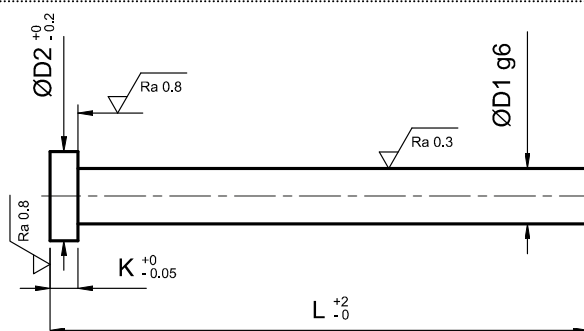
Hardness: Surface > 950 Vickers - HV 0,3 Head HRC 45±5

Härte: Oberfläche > 950 Vickers - HV 0,3 Kopf HRC 45±5

Resistenza alla trazione: 1300/1450 N/mm²

Tensile strenght: 1300/1450 N/mm²

Zugfestigkeit: 1300/1450 N/mm²



D1		D2		K		L												
DIN	FIAT	DIN	FIAT	DIN	FIAT	100	125	160	200	250	315	400	500	630	800	1000	1200	
1	2,5	1,2		-	-	-												
1,1	2,5	1,2		-	-	-												
1,2	2,5	1,2		-	-	-												
1,3	3	1,5		-	-	-												
1,4	3	1,5		-	-	-												
1,5	3	1,5		-	-	-												
1,6	3	1,5		-	-	-												
1,7	3	1,5		-	-	-												
1,8	3	1,5		-	-	-												
1,9	3	1,5		-	-	-												
2	4	2		-	-	-	-	-	-	-	-	-	-	-	-	-	-	
2,2	4	2		-	-	-	-	-	-	-	-	-	-	-	-	-	-	
2,5	5	2		-	-	-	-	-	-	-	-	-	-	-	-	-	-	
3	6	3		-	-	-	-	-	-	-	-	-	-	-	-	-	-	
3,2	6	3		-	-	-	-	-	-	-	-	-	-	-	-	-	-	
3,5	7	6	3	-	-	-	-	-	-	-	-	-	-	-	-	-	-	
4	8	3	4	-	-	-	-	-	-	-	-	-	-	-	-	-	-	
4,2	8	3	4	-	-	-	-	-	-	-	-	-	-	-	-	-	-	
4,5	8	3	4	-	-	-	-	-	-	-	-	-	-	-	-	-	-	
5	10	3	5	-	-	-	-	-	-	-	-	-	-	-	-	-	-	
5,2	10	3	5	-	-	-	-	-	-	-	-	-	-	-	-	-	-	
5,5	10	3	5	-	-	-	-	-	-	-	-	-	-	-	-	-	-	
6	12		5	-	-	-	-	-	-	-	-	-	-	-	-	-	-	
6,2	12		5	-	-	-	-	-	-	-	-	-	-	-	-	-	-	
6,5	12		5	-	-	-	-	-	-	-	-	-	-	-	-	-	-	
7	12		5	-	-	-	-	-	-	-	-	-	-	-	-	-	-	
7,5	12		5	-	-	-	-	-	-	-	-	-	-	-	-	-	-	
8	14	5	6,5	-	-	-	-	-	-	-	-	-	-	-	-	-	-	
8,2	14	5	6,5	-	-	-	-	-	-	-	-	-	-	-	-	-	-	
8,5	14	5	6,5	-	-	-	-	-	-	-	-	-	-	-	-	-	-	
9	14	5	6,5	-	-	-	-	-	-	-	-	-	-	-	-	-	-	
10	16	5	6,5	-	-	-	-	-	-	-	-	-	-	-	-	-	-	
10,2	16	5	6,5	-	-	-	-	-	-	-	-	-	-	-	-	-	-	
10,5	16	5	6,5	-	-	-	-	-	-	-	-	-	-	-	-	-	-	
11	16	18	5	6,5	-	-	-	-	-	-	-	-	-	-	-	-	-	
12	18		7	6,5	-	-	-	-	-	-	-	-	-	-	-	-	-	
12,2	18		7		-	-	-	-	-	-	-	-	-	-	-	-	-	
12,5	18		7		-	-	-	-	-	-	-	-	-	-	-	-	-	
14	22		7		-	-	-	-	-	-	-	-	-	-	-	-	-	
16	22	24	7		-	-	-	-	-	-	-	-	-	-	-	-	-	
18	24	26	7		-	-	-	-	-	-	-	-	-	-	-	-	-	
20	26	28	8	7	-	-	-	-	-	-	-	-	-	-	-	-	-	
25		32		10	-	-	-	-	-	-	-	-	-	-	-	-	-	
32		40		10	-	-	-	-	-	-	-	-	-	-	-	-	-	

Esempio di ordinativo: D1xL ("DIN" o "FIAT") **Order example:** D1xL ("DIN" or "FIAT") **Bestellbeispiel:** D1xL ("DIN" oder "FIAT")



ESPULSORE A TESTA CILINDRICA NITRURATO IN POLLICI

NITRIDED EJECTOR PIN IN INCHES

AUSWERFERSTIFT NITRIERT UM ZOLL

EES-2CP

Acciaio: Per pressofusione ed iniezione

Steel: For die casting and injection

Stahl: Für Druckguss und Spritzguss

Durezza: Superficie > 950 Vickers - HV 0,3 Testa HRC 45±5

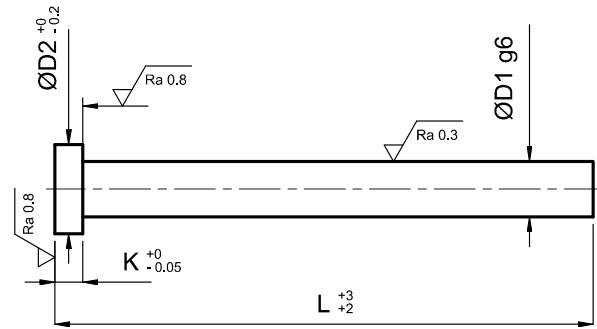
Hardness: Surface > 950 Vickers - HV 0,3 Head HRC 45±5

Härte: Oberfläche > 950 Vickers - HV 0,3 Kopf HRC 45±5

Resistenza alla trazione: 1300/1450 N/mm²

Tensile strenght: 1300/1450 N/mm²

Zugfestigkeit: 1300/1450 N/mm²



D1	D2	K	L							
			4"	6"	8"	10"	14"	18"	25"	
1/8	1/4	1/8	-	-	-	-	-	-	-	-
5/32	9/32	5/32	-	-	-	-	-	-	-	-
3/16	3/8	3/16	-	-	-	-	-	-	-	-
7/32	13/32	3/16	-	-	-	-	-	-	-	-
1/4	7/16	3/16	-	-	-	-	-	-	-	-
5/16	1/2	1/4	-	-	-	-	-	-	-	-
3/8	5/8	1/4	-	-	-	-	-	-	-	-
7/16	11/16	1/4	-	-	-	-	-	-	-	-
1/2	3/4	1/4	-	-	-	-	-	-	-	-
5/8	7/8	1/4	-	-	-	-	-	-	-	-
3/4	1"	1/4	-	-	-	-	-	-	-	-
1"	1" 1/4	1/4	-	-	-	-	-	-	-	-

Esempio di ordinativo: D1xL **Order example:** D1xL **Bestellbeispiel:** D1xL

ESPULSORE A TESTA CILINDRICA TEMPRATO

HARDENED EJECTOR PIN

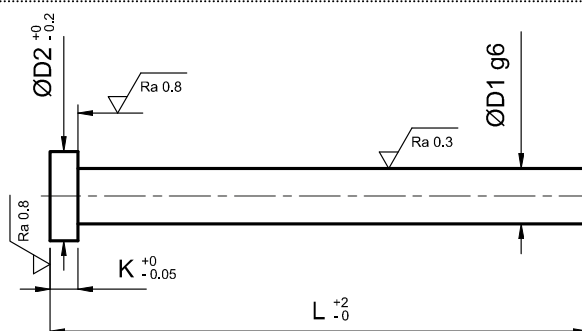
AUSWERFERSTIFT GEHÄRTET

EES-2T

**DIN 1530-1
6751 AH**

Acciaio: Per iniezione
Steel: For injection
Stahl: Für Spritzgiess

Durezza: Corpo HRC 60±2 Testa HRC 45±5
Hardness: Body HRC 60±2 Head HRC 45±5
Härte: Körper HRC 60±2 Kopf HRC 45±5



D1	D2	K	L													
			100	125	160	200	250	315	400	500	630	800	1000			
1	2,5	1,2	-	-	-	-	-	-	-	-	-	-	-	-	-	-
1,1	2,5	1,2	-	-	-	-	-	-	-	-	-	-	-	-	-	-
1,2	2,5	1,2	-	-	-	-	-	-	-	-	-	-	-	-	-	-
1,3	3	1,5	-	-	-	-	-	-	-	-	-	-	-	-	-	-
1,4	3	1,5	-	-	-	-	-	-	-	-	-	-	-	-	-	-
1,5	3	1,5	-	-	-	-	-	-	-	-	-	-	-	-	-	-
1,6	3	1,5	-	-	-	-	-	-	-	-	-	-	-	-	-	-
1,7	3	1,5	-	-	-	-	-	-	-	-	-	-	-	-	-	-
1,8	3	1,5	-	-	-	-	-	-	-	-	-	-	-	-	-	-
1,9	3	1,5	-	-	-	-	-	-	-	-	-	-	-	-	-	-
2	4	2	-	-	-	-	-	-	-	-	-	-	-	-	-	-
2,2	4	2	-	-	-	-	-	-	-	-	-	-	-	-	-	-
2,5	5	2	-	-	-	-	-	-	-	-	-	-	-	-	-	-
3	6	3	-	-	-	-	-	-	-	-	-	-	-	-	-	-
3,2	6	3	-	-	-	-	-	-	-	-	-	-	-	-	-	-
3,5	7	3	-	-	-	-	-	-	-	-	-	-	-	-	-	-
4	8	3	-	-	-	-	-	-	-	-	-	-	-	-	-	-
4,2	8	3	-	-	-	-	-	-	-	-	-	-	-	-	-	-
4,5	8	3	-	-	-	-	-	-	-	-	-	-	-	-	-	-
5	10	3	-	-	-	-	-	-	-	-	-	-	-	-	-	-
5,2	10	3	-	-	-	-	-	-	-	-	-	-	-	-	-	-
5,5	10	3	-	-	-	-	-	-	-	-	-	-	-	-	-	-
6	12	5	-	-	-	-	-	-	-	-	-	-	-	-	-	-
6,2	12	5	-	-	-	-	-	-	-	-	-	-	-	-	-	-
6,5	12	5	-	-	-	-	-	-	-	-	-	-	-	-	-	-
7	12	5	-	-	-	-	-	-	-	-	-	-	-	-	-	-
8	14	5	-	-	-	-	-	-	-	-	-	-	-	-	-	-
8,2	14	5	-	-	-	-	-	-	-	-	-	-	-	-	-	-
9	14	5	-	-	-	-	-	-	-	-	-	-	-	-	-	-
10	16	5	-	-	-	-	-	-	-	-	-	-	-	-	-	-
10,2	16	5	-	-	-	-	-	-	-	-	-	-	-	-	-	-
12	18	7	-	-	-	-	-	-	-	-	-	-	-	-	-	-
14	22	7	-	-	-	-	-	-	-	-	-	-	-	-	-	-
16	22	7	-	-	-	-	-	-	-	-	-	-	-	-	-	-
18	24	7	-	-	-	-	-	-	-	-	-	-	-	-	-	-
20	26	8	-	-	-	-	-	-	-	-	-	-	-	-	-	-

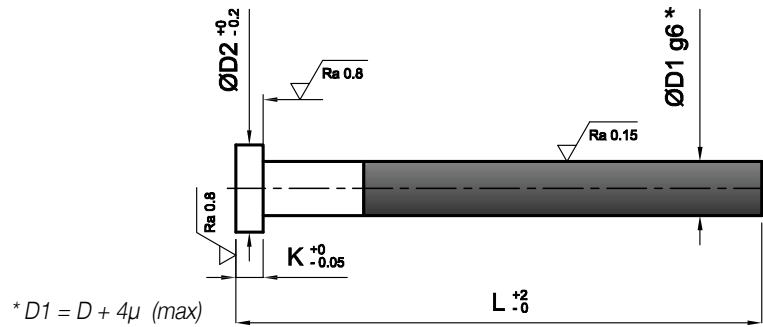
Esempio di ordinativo: D1xL **Order example:** D1xL **Bestellbeispiel:** D1xL

ESPULSORE RIVESTITO DLC
DLC COATED EJECTOR PIN
 AUSWERFERSTIFT VERKLEIDET MIT DLC

EES-2DLC

Acciaio: 1.2344 Niturato > 950HV
Steel: 1.2344 Nitrided > 950HV
Stahl: 1.2344 Nitriert > 950HV

Rivestimento: DLC-2500 HV
Coating: DLC-2500 HV
Beschichtung: DLC-2500 HV



D1	D2		K		L												
	DIN	FIAT	DIN	FIAT	100	125	160	200	250	315	400	500	630				
1	2,5		1,2		-	-	-										
1,1	2,5		1,2		-	-	-										
1,2	2,5		1,2		-	-	-										
1,3	3		1,5		-	-	-										
1,4	3		1,5		-	-	-										
1,5	3		1,5		-	-	-										
1,6	3		1,5		-	-	-										
1,7	3		1,5		-	-	-										
1,8	3		1,5		-	-	-										
1,9	3		1,5		-	-	-										
2	4		2		-	-	-	-	-	-	-	-	-	-			
2,2	4		2		-	-	-	-	-	-	-	-	-	-			
2,5	5		2		-	-	-	-	-	-	-	-	-	-			
3	6		3		-	-	-	-	-	-	-	-	-	-			
3,2	6		3		-	-	-	-	-	-	-	-	-	-			
3,5	7	6	3		-	-	-	-	-	-	-	-	-	-			
4	8		3	4	-	-	-	-	-	-	-	-	-	-			
4,2	8		3	4	-	-	-	-	-	-	-	-	-	-			
4,5	8		3	4	-	-	-	-	-	-	-	-	-	-			
5	10		3	5	-	-	-	-	-	-	-	-	-	-			
5,2	10		3	5	-	-	-	-	-	-	-	-	-	-			
5,5	10		3	5	-	-	-	-	-	-	-	-	-	-			
6	12		5		-	-	-	-	-	-	-	-	-	-			
6,2	12		5		-	-	-	-	-	-	-	-	-	-			
6,5	12		5		-	-	-	-	-	-	-	-	-	-			
7	12		5		-	-	-	-	-	-	-	-	-	-			
7,5	12		5		-	-	-	-	-	-	-	-	-	-			
8	14		5	6,5	-	-	-	-	-	-	-	-	-	-			
8,2	14		5	6,5	-	-	-	-	-	-	-	-	-	-			
8,5	14		5	6,5	-	-	-	-	-	-	-	-	-	-			
9	14		5	6,5	-	-	-	-	-	-	-	-	-	-			
10	16		5	6,5	-	-	-	-	-	-	-	-	-	-			
10,2	16		5	6,5	-	-	-	-	-	-	-	-	-	-			
10,5	16		5	6,5	-	-	-	-	-	-	-	-	-	-			
11	16	18	5	6,5	-	-	-	-	-	-	-	-	-	-			
12	18		7	6,5	-	-	-	-	-	-	-	-	-	-			
12,2	18		7		-	-	-	-	-	-	-	-	-	-			
12,5	18		7		-	-	-	-	-	-	-	-	-	-			
14	22		7		-	-	-	-	-	-	-	-	-	-			
16	22	24	7		-	-	-	-	-	-	-	-	-	-			
18	24	26	7		-	-	-	-	-	-	-	-	-	-			
20	26	28	8	7	-	-	-	-	-	-	-	-	-	-			
25	32		10		-	-	-	-	-	-	-	-	-	-			
32	40		10		-	-	-	-	-	-	-	-	-	-			

Esempio di ordinativo: D1xL (specificare testa "DIN" o "FIAT")
Order example: D1xL (specify head "DIN" or "FIAT")
Bestellbeispiel: D1xL (Kopftyp angeben "DIN" oder "FIAT")

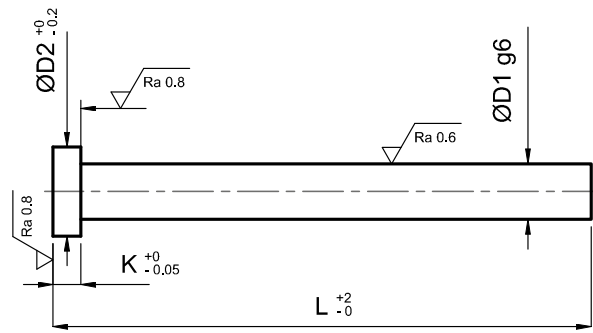


SPINA A TESTA CILINDRICA NON NITRURATA PER PARTE STAMPANTE (BONIFICATA 42-46 HRC)
NON-NITRIDED CYLINDRICAL HEAD PIN FOR CAVITY-CORE (HARDENED AND TEMPERED 42-46 HRC)
NICHT NITRIERTER ZYLINDERSTIFT FÜR FORMTEIL (VERGÜTET 42-46 HRC)

EES-2CB

Acciaio: Per pressofusione
Steel: For die casting
Stahl: Für Druckguss

Resistenza alla trazione: 1300/1450 N/mm²
Tensile strenght: 1300/1450 N/mm²
Zugfestigkeit: 1300/1450 N/mm²



D1	D2		K		L							
	DIN	FIAT	DIN	FIAT	100	125	160	200	250	315	400	500
2	4		2		-	-	-	-	-	-	-	-
2,2	4		2		-	-	-	-	-	-	-	-
2,5	5		2		-	-	-	-	-	-	-	-
3	6		3		-	-	-	-	-	-	-	-
3,2	6		3		-	-	-	-	-	-	-	-
3,5	7		3		-	-	-	-	-	-	-	-
3,7	7		3		-	-	-	-	-	-	-	-
4	8		3	4	-	-	-	-	-	-	-	-
4,2	8		3	4	-	-	-	-	-	-	-	-
4,5	8		3	4	-	-	-	-	-	-	-	-
5	10		3	5	-	-	-	-	-	-	-	-
5,2	10		3	5	-	-	-	-	-	-	-	-
5,5	10		3	5	-	-	-	-	-	-	-	-
6	12			5	-	-	-	-	-	-	-	-
6,2	12			5	-	-	-	-	-	-	-	-
6,5	12			5	-	-	-	-	-	-	-	-
7	12			5	-	-	-	-	-	-	-	-
7,5	12			5	-	-	-	-	-	-	-	-
8	14		5	6,5	-	-	-	-	-	-	-	-
8,2	14		5	6,5	-	-	-	-	-	-	-	-
8,5	14		5	6,5	-	-	-	-	-	-	-	-
9	14		5	6,5	-	-	-	-	-	-	-	-
9,5	14		5	6,5	-	-	-	-	-	-	-	-
10	16		5	6,5	-	-	-	-	-	-	-	-
10,2	16		5	6,5	-	-	-	-	-	-	-	-
10,5	16		5	6,5	-	-	-	-	-	-	-	-
11	16	18	5	6,5	-	-	-	-	-	-	-	-
11,5	18		7		-	-	-	-	-	-	-	-
12	18		7		-	-	-	-	-	-	-	-
12,5	18		7		-	-	-	-	-	-	-	-
13	22		7		-	-	-	-	-	-	-	-
13,5	22		7		-	-	-	-	-	-	-	-
14	22		7		-	-	-	-	-	-	-	-
14,5	22		7		-	-	-	-	-	-	-	-
15	22		7		-	-	-	-	-	-	-	-
15,5	22		7		-	-	-	-	-	-	-	-
16	22	24	7		-	-	-	-	-	-	-	-
17	22		7		-	-	-	-	-	-	-	-
18	24		7		-	-	-	-	-	-	-	-
20	26		8		-	-	-	-	-	-	-	-
25	32		10		-	-	-	-	-	-	-	-

Esempio di ordinativo: D1xL (specificare testa "DIN" o "FIAT")
Order example: D1xL (specify head "DIN" or "FIAT")
Bestellbeispiel: D1xL (Kopftyp angeben "DIN" oder "FIAT")



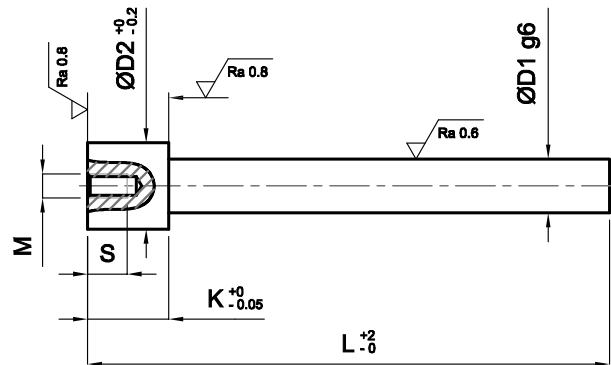
SPINA A TESTA CILINDRICA FILETTATA NON NITRURATA (BONIFICATA 42-46 HRC)
NON-NITRIDED CYLINDRICAL HEAD PIN WITH THREAD (HARDENED AND TEMPERED 42-46 HRC)
NICHT NITRIERTER GEWINDET ZYLINDERSTIFT (VERGÜTET 42-46 HRC)

EES-2CBH

FROM
10 / 17

Acciaio: Per pressofusione
Steel: For die casting
Stahl: Für Druckguss

Resistenza alla trazione: 1300/1450 N/mm²
Tensile strenght: 1300/1450 N/mm²
Zugfestigkeit: 1300/1450 N/mm²



D1	D2	K	M	S	L	
					160	250
5	10	20	M6	15	-	-
5,5	10	20	M6	15	-	-
6	12	20	M6	15	-	-
6,5	12	20	M6	15	-	-
7	12	20	M6	15	-	-
7,5	12	20	M6	15	-	-
8	14	20	M6	15	-	-
8,5	14	20	M6	15	-	-
9	14	20	M6	15	-	-
9,5	14	20	M6	15	-	-
10	16	20	M6	15	-	-
10,5	16	20	M6	15	-	-
11	16	20	M6	15	-	-
11,5	16	20	M6	15	-	-
12	18	20	M6	15	-	-
12,5	18	20	M6	12	-	-
13	22	20	M6	15	-	-
13,5	22	20	M6	15	-	-
14	22	20	M6	15	-	-
14,5	22	20	M6	15	-	-
15	22	20	M6	15	-	-
16	22	20	M6	15	-	-
18	24	20	M6	15	-	-
20	26	20	M6	15	-	-

Esempio di ordinativo: D1xL **Order example:** D1xL **Bestellbeispiel:** D1xL



ESPULSORE NERO LUCIDO
POLISHED BLACK EJECTOR PIN
AUSWERFERSTIFT, SCHWARZ GLÄNZEND

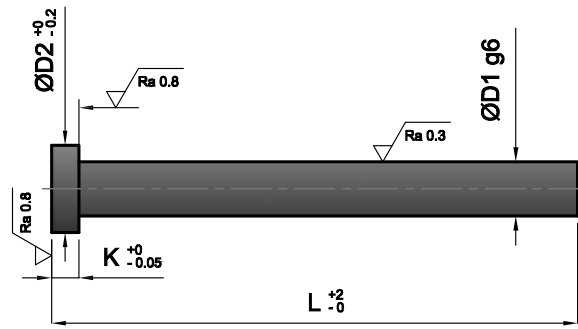
EES-2NL

DIN 1530-1
6751 A

Acciaio: Per pressofusione
Steel: For die casting
Stahl: Für Druckguss

Durezza: Superficie > 950 Vickers - HV 0,3 Testa HRC 45±5
Hardness: Surface > 950 Vickers - HV 0,3 Head HRC 45±5
Härte: Oberfläche > 950 Vickers - HV 0,3 Kopf HRC 45±5

Trattamento: Trattamento anti-grippaggio per pressofusione
Coating: Anti-seize coating for die casting
Behandlung: Antihafbeschichtung für Druckguss



D1	D2	K	L													
			100	125	160	200	250	315	400	500	630	800	1000			
2	4	2	-	-	-	-	-	-	-	-	-	-	-	-	-	-
2,2	4	2	-	-	-	-	-	-	-	-	-	-	-	-	-	-
2,5	5	2	-	-	-	-	-	-	-	-	-	-	-	-	-	-
3	6	3	-	-	-	-	-	-	-	-	-	-	-	-	-	-
3,2	6	3	-	-	-	-	-	-	-	-	-	-	-	-	-	-
3,5	7	3	-	-	-	-	-	-	-	-	-	-	-	-	-	-
3,7	7	3	-	-	-	-	-	-	-	-	-	-	-	-	-	-
4	8	3	-	-	-	-	-	-	-	-	-	-	-	-	-	-
4,2	8	3	-	-	-	-	-	-	-	-	-	-	-	-	-	-
4,5	8	3	-	-	-	-	-	-	-	-	-	-	-	-	-	-
5	10	3	-	-	-	-	-	-	-	-	-	-	-	-	-	-
5,2	10	3	-	-	-	-	-	-	-	-	-	-	-	-	-	-
5,5	10	3	-	-	-	-	-	-	-	-	-	-	-	-	-	-
6	12	5	-	-	-	-	-	-	-	-	-	-	-	-	-	-
6,2	12	5	-	-	-	-	-	-	-	-	-	-	-	-	-	-
6,5	12	5	-	-	-	-	-	-	-	-	-	-	-	-	-	-
7	12	5	-	-	-	-	-	-	-	-	-	-	-	-	-	-
7,2	12	5	-	-	-	-	-	-	-	-	-	-	-	-	-	-
7,5	12	5	-	-	-	-	-	-	-	-	-	-	-	-	-	-
8	14	5	-	-	-	-	-	-	-	-	-	-	-	-	-	-
8,2	14	5	-	-	-	-	-	-	-	-	-	-	-	-	-	-
8,5	14	5	-	-	-	-	-	-	-	-	-	-	-	-	-	-
9	14	5	-	-	-	-	-	-	-	-	-	-	-	-	-	-
10	16	5	-	-	-	-	-	-	-	-	-	-	-	-	-	-
10,2	16	5	-	-	-	-	-	-	-	-	-	-	-	-	-	-
10,5	16	5	-	-	-	-	-	-	-	-	-	-	-	-	-	-
11	16	5	-	-	-	-	-	-	-	-	-	-	-	-	-	-
12	18	7	-	-	-	-	-	-	-	-	-	-	-	-	-	-
12,5	18	7	-	-	-	-	-	-	-	-	-	-	-	-	-	-
14	22	7	-	-	-	-	-	-	-	-	-	-	-	-	-	-
16	22	7	-	-	-	-	-	-	-	-	-	-	-	-	-	-
18	24	7	-	-	-	-	-	-	-	-	-	-	-	-	-	-
20	26	8	-	-	-	-	-	-	-	-	-	-	-	-	-	-
25	32	10	-	-	-	-	-	-	-	-	-	-	-	-	-	-

Esempio di ordinativo: D1xL **Order example:** D1xL **Bestellbeispiel:** D1xL

ESPULSORE A TESTA CILINDRICA PER PRESSOFUSIONE

EJECTOR PIN FOR DIE CASTING

AUSWERFERSTIFT FÜR DRUCKGUSS

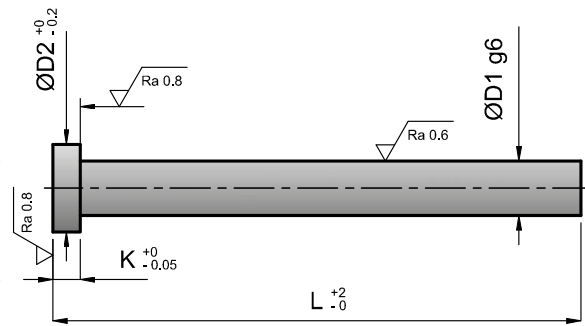
EES-2CBM

Acciaio: Per pressofusione, alte prestazioni
Steel: For die casting, high performances
Stahl: Für Druckguss, hochwertige Effizienz

Durezza: Superficie > 950 Vickers - HV 0,3 Testa HRC 45±5
Hardness: Surface > 950 Vickers - HV 0,3 Head HRC 45±5
Härte: Oberfläche > 950 Vickers - HV 0,3 Kopf HRC 45±5

Resistenza alla trazione: 1300/1450 N/mm²
Tensile strenght: 1300/1450 N/mm²
Zugfestigkeit: 1300/1450 N/mm²

Trattamento: Rivestito con lubrificante solido antifrizione
Coating: Solid anti-friction coating
Behandlung: Beschichtung mit festem Schmiermittel gegen Reibung



D1	D2		K		L							
	DIN	FIAT	DIN	FIAT	100	125	160	200	250	315	400	500
2		4		2	-	-	-	-	-	-	-	-
2,2		4		2	-	-	-	-	-	-	-	-
2,5		5		2	-	-	-	-	-	-	-	-
3		6		3	-	-	-	-	-	-	-	-
3,2		6		3	-	-	-	-	-	-	-	-
3,5		7	6	3	-	-	-	-	-	-	-	-
4		8		3	4	-	-	-	-	-	-	-
4,2		8		3	4	-	-	-	-	-	-	-
4,5		8		3	4	-	-	-	-	-	-	-
5		10		3	5	-	-	-	-	-	-	-
5,2		10		3	5	-	-	-	-	-	-	-
5,5		10		3	5	-	-	-	-	-	-	-
6		12		5	-	-	-	-	-	-	-	-
6,2		12		5	-	-	-	-	-	-	-	-
6,5		12		5	-	-	-	-	-	-	-	-
7		12		5	-	-	-	-	-	-	-	-
7,5		12		5	-	-	-	-	-	-	-	-
8		14		5	6,5	-	-	-	-	-	-	-
8,2		14		5	6,5	-	-	-	-	-	-	-
8,5		14		5	6,5	-	-	-	-	-	-	-
9		14		5	6,5	-	-	-	-	-	-	-
10		16		5	6,5	-	-	-	-	-	-	-
10,2		16		5	6,5	-	-	-	-	-	-	-
11		16	18	5	6,5	-	-	-	-	-	-	-
12		18		7	6,5	-	-	-	-	-	-	-
14		22		7	-	-	-	-	-	-	-	-
16		22	24	7	-	-	-	-	-	-	-	-
18		24	26	7	-	-	-	-	-	-	-	-
20		26	28	8	7	-	-	-	-	-	-	-

Esempio di ordinativo: D1xL (specificare testa "DIN" o "FIAT")

Order example: D1xL (specify head "DIN" or "FIAT")

Bestellbeispiel: D1xL (Kopftyp angeben "DIN" oder "FIAT")



ESPULSORE NITRURATO LAMELLARE

NITRIDED BLADE EJECTOR PIN

FLACHAUSWERFERSTIFT NITRIERT

EES-2CL

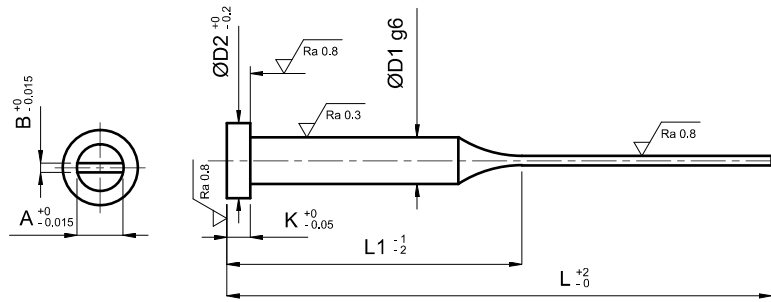
DIN 1530-4
8693 F

Acciaio: Per pressofusione ed iniezione
Steel: For die casting and injection
Stahl: Für Druckguss und Spritzguss

Durezza: Superficie > 950 Vickers - HV 0,3
Testa HRC 45±5

Hardness: Surface > 950 Vickers - HV 0,3
Head HRC 45±5

Härte: Oberfläche > 950 Vickers - HV 0,3
Kopf HRC 45±5



D1	A	B	D2	K	L							
					80	100	125	160	200	250	315	400
					L1 40	L1 50	L1 60	L1 80	L1 100	L1 125	L1 160	L1 200
4	3,5	1	8	3	-	-	-	*	*	*	*	*
4,2	3,8	1	8	3	-	-	-	-	*	*	*	*
4,2	3,8	1,2	8	3	-	-	-	-	-	*	*	*
5	4,5	1	10	3	-	-	-	-	-	*	*	*
5	4,5	1,2	10	3	-	-	-	-	-	*	*	*
5	4,5	1,5	10	3	-	-	-	-	-	*	*	*
6	5,5	1	12	5	-	-	-	-	-	*	*	*
6	5,5	1,2	12	5	-	-	-	-	-	*	*	*
6	5,5	1,5	12	5	-	-	-	-	-	*	*	*
6	5,5	2	12	5	-	-	-	-	-	*	*	*
8	7,5	1,2	14	5	-	-	-	-	-	*	*	*
8	7,5	1,5	14	5	-	-	-	-	-	-	*	*
8	7,5	2	14	5	-	-	-	-	-	-	-	*
10	9,5	1,5	16	5	-	-	-	-	-	-	-	*
10	9,5	2	16	5	-	-	-	-	-	-	-	*
12	11,5	2	18	7	-	-	-	-	-	-	-	*
12	11,5	2,5	18	7	-	-	-	-	-	-	-	*
16	15,5	2	22	7	-	-	-	-	-	-	-	-
16	15,5	2,5	22	7	-	-	-	-	-	-	-	-

Esempio di ordinativo: D1xLxB **Order example:** D1xLxB **Bestellbeispiel:** D1xLxB

*A richiesta *on request *auf Anfrage

ESPULSORE LAMELLARE RAGGIATO

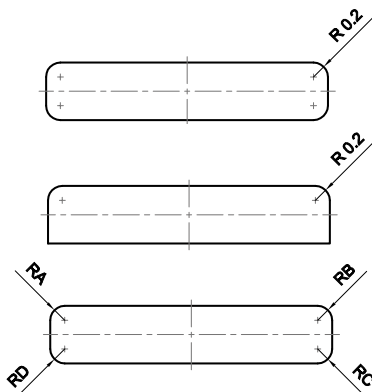
BLADE EJECTOR PIN WITH ANGLE RADII

FLACHAUSWERFERSTIFT MIT ECKENRADIEN

Esempio di ordinativo:

Order example:

Bestellbeispiel:



EES-2CL 6x160x1.2 + 4R

EES-2CL 6x160x1.2 + 2R

EES-2CL 6x160x1.2 RA=0.2 oppure inviate disegno
RB=0.2 otherwise send drawing
RC=0.3 sonst senden Zeichnungen
RD=0.3



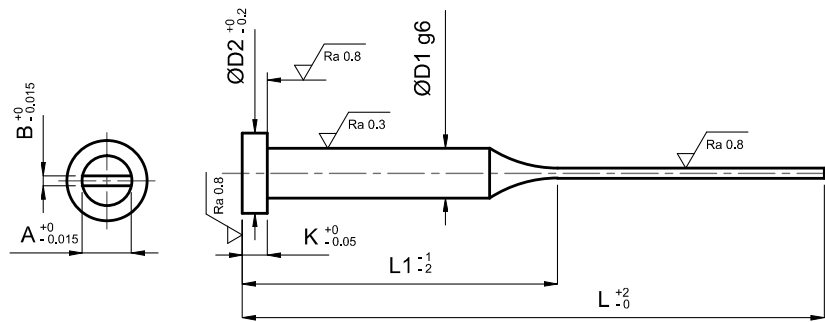
ESPULSORE TEMPERATO LAMELLARE
HARDENED BLADE EJECTOR PIN
FLACHAUSWERFERSTIFT GEHÄRTET

EES-2TL

DIN 1530-4
8693 FH

Acciaio: Per iniezione
Steel: For injection
Stahl: Für Spritzgiess

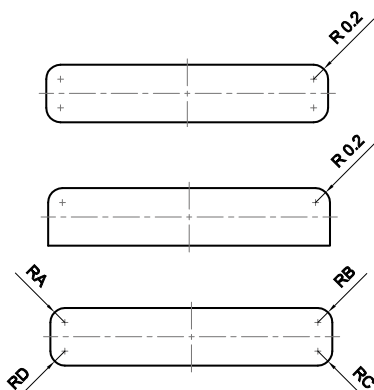
Durezza: Corpo HRC 60±2
 Testa HRC 45±5
Hardness: Body HRC 60±2
 Head HRC 45±5
Härte: Körper HRC 60±2
 Kopf HRC 45±5



D1	A	B	D2	K	L							
					80	100	125	160	200	250	315	400
					L1 40	L1 50	L1 60	L1 80	L1 100	L1 125	L1 160	L1 200
4	3,5	1	8	3	-	-	-	-	-	-	-	-
4,2	3,8	1	8	3	-	-	-	-	-	-	-	-
4,2	3,8	1,2	8	3	-	-	-	-	-	-	-	-
5	4,5	1	10	3	-	-	-	-	-	-	-	-
5	4,5	1,2	10	3	-	-	-	-	-	-	-	-
5	4,5	1,5	10	3	-	-	-	-	-	-	-	-
6	5,5	1	12	5	-	-	-	-	-	-	-	-
6	5,5	1,2	12	5	-	-	-	-	-	-	-	-
6	5,5	1,5	12	5	-	-	-	-	-	-	-	-
6	5,5	2	12	5	-	-	-	-	-	-	-	-
8	7,5	1,2	14	5	-	-	-	-	-	-	-	-
8	7,5	1,5	14	5	-	-	-	-	-	-	-	-
8	7,5	2	14	5	-	-	-	-	-	-	-	-
10	9,5	1,5	16	5	-	-	-	-	-	-	-	-
10	9,5	2	16	5	-	-	-	-	-	-	-	-
12	11,5	2	18	7	-	-	-	-	-	-	-	-
12	11,5	2,5	18	7	-	-	-	-	-	-	-	-
16	15,5	2	22	7	-	-	-	-	-	-	-	-
16	15,5	2,5	22	7	-	-	-	-	-	-	-	-

Esempio di ordinativo: D1xLxB **Order example:** D1xLxB **Bestellbeispiel:** D1xLxB

ESPULSORE LAMELLARE RAGGIATO
BLADE EJECTOR PIN WITH ANGLE RADII
FLACHAUSWERFERSTIFT MIT ECKENRADIEN



Esempio di ordinativo:
Order example:
Bestellbeispiel:

EES-2TL 6x160x1.2 + 4R

EES-2TL 6x160x1.2 + 2R

EES-2TL 6x160x1.2 RA=0.2 oppure inviate disegno
 RB=0.2 otherwise send drawing
 RC=0.3 sonst senden Zeichnungen
 RD=0.3



ESPULSORE A TESTA CILINDRICA NITRURATO CON RIBASSO

NITRIDED CYLINDRICAL HEAD EJECTOR PIN, STEPPED

AUSWERFERSTIFT MIT ZYLINDERKOPF, NITRIERT, ABGESTÜTZT

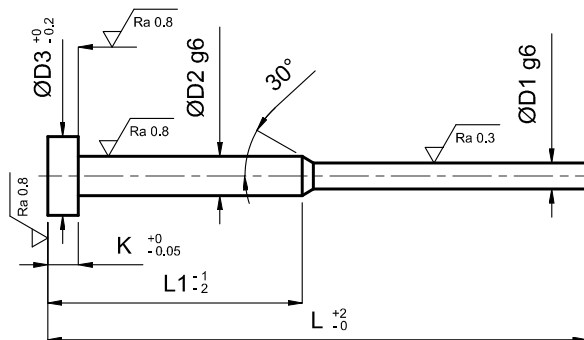
EES-3

DIN 1530-2
8694 C

Per pressofusione ed iniezione
For die casting and injection
Für Druckguss und Spritzgiess

Durezza: Superficie > 950 Vickers - HV 0,3 Testa HRC 45±5
Hardness: Surface > 950 Vickers - HV 0,3 Head HRC 45±5
Härte: Oberfläche > 950 Vickers - HV 0,3 Kopf HRC 45±5

Resistenza alla trazione: 1300/1450 N/mm²
Tensile strenght: 1300/1450 N/mm²
Zugfestigkeit: 1300/1450 N/mm²



D2	D3	K	L	L1	D1		
					1,5	2	2,5
3	6	3	100	50	-	-	-
3	6	3	125	50	-	-	-
3	6	3	160	63	-	-	-
3	6	3	200	80	-	-	-
3	6	3	250	100	-	-	-

Esempio di ordinativo: D1xL **Order example:** D1xL **Bestellbeispiel:** D1xL

ESPULSORE A TESTA CILINDRICA TEMPRATO CON RIBASSO

HARDENED CYLINDRICAL HEAD EJECTOR PIN, STEPPED

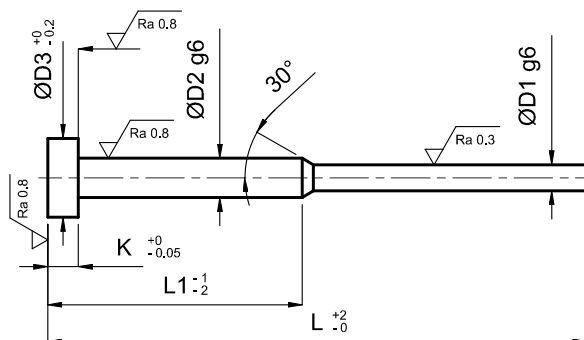
AUSWERFERSTIFT MIT ZYLINDERKOPF, GEHÄRTET, ABGESTÜTZT

EES-3T

DIN 1530-2
8694 CH

Acciaio: Per iniezione
Steel: For injection
Stahl: Für Spritzgiess

Durezza: Corpo HRC 60±2 Testa HRC 45±5
Hardness: Body HRC 60±2 Head HRC 45±5
Härte: Körper HRC 60±2 Kopf HRC 45±5



D2	D3	K	L	L1	D1	
					0,8÷1,4	1,5÷2,5
2	4	2	100	50	-	-
2	4	2	125	50	-	-
2	4	2	160	63	-	-
2	4	2	200	80	-	-
2	4	2	250	100	-	-
3	6	3	100	50	-	-
3	6	3	125	50	-	-
3	6	3	160	63	-	-
3	6	3	200	80	-	-
3	6	3	250	100	-	-

Esempio di ordinativo: D1xL **Order example:** D1xL **Bestellbeispiel:** D1xL



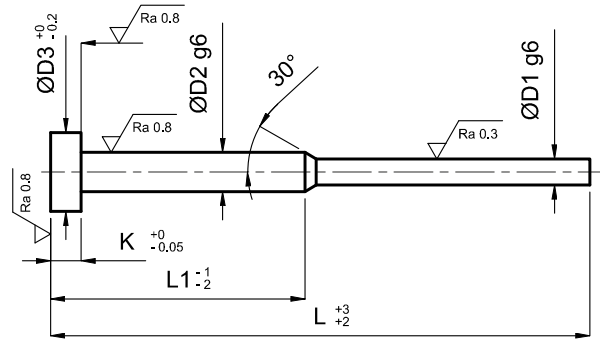
ESPULSORE A TESTA CILINDRICA NITRURATO CON RIBASSO, IN POLLICI
NITRIDED CYLINDRICAL HEAD EJECTOR PIN IN INCHES, STEPPED
AUSWERFERSTIFT MIT ZYLINDERKOPF, NITRIERT, ABGESTÜTZT, IN ZOLL

EES-3CP

Acciaio: Per pressofusione ed iniezione
Steel: For die casting and injection
Stahl: Für Druckguss und Spritzgiess

Durezza: Superficie > 950 Vickers - HV 0,3 Testa HRC 45±5
Hardness: Surface > 950 Vickers - HV 0,3 Head HRC 45±5
Härte: Oberfläche > 950 Vickers - HV 0,3 Kopf HRC 45±5

Resistenza alla trazione: 1300/1450 N/mm²
Tensile strenght: 1300/1450 N/mm²
Zugfestigkeit: 1300/1450 N/mm²



D2	D3	K	L	L1	D1				
					3/64	1/16	5/64	3/32	7/64
1/8	1/4	1/8	4"	2"	-	-	-	-	-
1/8	1/4	1/8	5"	2"	-	-	-	-	-
1/8	1/4	1/8	6"	2"	-	-	-	-	-
1/8	1/4	1/8	7"	3"	-	-	-	-	-
1/8	1/4	1/8	8"	3"	-	-	-	-	-
1/8	1/4	1/8	10"	4"	-	-	-	-	-

Esempio di ordinativo: D1xL **Order example:** D1xL **Bestellbeispiel:** D1xL



ESPULSORE A CANNOCCHIALE NITRURATO
SLEEVE EJECTOR NITRIDED
AUSWERFERHÜLSE, NITRIERT

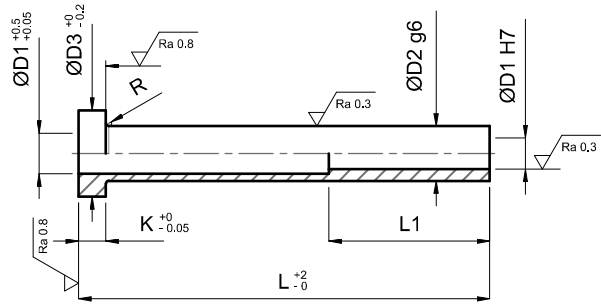
EES-4

DIN 16756
8405

Acciaio: Per pressofusione ed iniezione
Steel: For die casting and injection
Stahl: Für Druckguss und Spritzgiess

Durezza: Superficie > 950 Vickers - HV 0,3 Testa HRC 45±5
Hardness: Surface > 950 Vickers - HV 0,3 Head HRC 45±5
Härte: Oberfläche > 950 Vickers - HV 0,3 Kopf HRC 45±5

Resistenza alla trazione: 1300/1450 N/mm²
Tensile strenght: 1300/1450 N/mm²
Zugfestigkeit: 1300/1450 N/mm²



D1	D2	D3	K	R	L1	L																												
MIN						75	100	125	150	160	175	200	225	250	275	300	350	400	450	500	550	600	650	700	750	800								
2,0	4	8	3	0,3	35	-	-	-	-	-	-	-	*	*	*	*	*	*	*	*	*	*	*	*	*	*	*	*	*	*	*			
2,0	5	10	3	0,3	35	-	-	-	-	-	-	-	*	*	*	*	*	*	*	*	*	*	*	*	*	*	*	*	*	*	*			
2,2	4	8	3	0,3	35	-	-	-	-	-	-	-	*	*	*	*	*	*	*	*	*	*	*	*	*	*	*	*	*	*	*			
2,5	5	10	3	0,3	35	-	-	-	-	-	-	-	*	*	*	*	*	*	*	*	*	*	*	*	*	*	*	*	*	*	*			
3,0	5	10	3	0,3	45	-	-	-	-	-	-	-	-	-	*	*	*	*	*	*	*	*	*	*	*	*	*	*	*	*	*			
3,0	6	12	5	0,3	45	-	-	-	-	-	-	-	-	-	*	*	*	*	*	*	*	*	*	*	*	*	*	*	*	*	*			
3,2	5	10	3	0,3	45	-	-	-	-	-	-	-	-	-	*	*	*	*	*	*	*	*	*	*	*	*	*	*	*	*	*			
3,5	6	12	5	0,5	45	-	-	-	-	-	-	-	-	-	*	*	*	*	*	*	*	*	*	*	*	*	*	*	*	*	*			
4,0	6	12	5	0,5	45	-	-	-	-	-	-	-	-	-	-	*	*	*	*	*	*	*	*	*	*	*	*	*	*	*	*			
4,0	8	14	5	0,5	45	-	-	-	-	-	-	-	-	-	-	*	*	*	*	*	*	*	*	*	*	*	*	*	*	*	*			
4,2	8	14	5	0,5	45	-	-	-	-	-	-	-	-	-	-	*	*	*	*	*	*	*	*	*	*	*	*	*	*	*	*			
4,5	8	14	5	0,5	45	-	-	-	-	-	-	-	-	-	-	*	*	*	*	*	*	*	*	*	*	*	*	*	*	*	*			
5,0	8	14	5	0,5	45	-	-	-	-	-	-	-	-	-	-	*	*	*	*	*	*	*	*	*	*	*	*	*	*	*	*			
5,0	10	16	5	0,5	45	-	-	-	-	-	-	-	-	-	-	*	*	*	*	*	*	*	*	*	*	*	*	*	*	*	*			
5,0	12	20	7	0,5	45	-	-	-	-	-	-	-	-	-	-	*	*	*	*	*	*	*	*	*	*	*	*	*	*	*	*			
5,2	8	14	5	0,5	45	-	-	-	-	-	-	-	-	-	-	*	*	*	*	*	*	*	*	*	*	*	*	*	*	*	*			
5,5	10	16	5	0,5	45	-	-	-	-	-	-	-	-	-	-	*	*	*	*	*	*	*	*	*	*	*	*	*	*	*	*			
5,5	12	20	7	0,5	45	-	-	-	-	-	-	-	-	-	-	*	*	*	*	*	*	*	*	*	*	*	*	*	*	*	*			
6,0	10	16	5	0,5	45	-	-	-	-	-	-	-	-	-	-	*	*	*	*	*	*	*	*	*	*	*	*	*	*	*	*			
6,0	12	20	7	0,5	45	-	-	-	-	-	-	-	-	-	-	*	*	*	*	*	*	*	*	*	*	*	*	*	*	*	*			
6,2	10	16	5	0,5	45	-	-	-	-	-	-	-	-	-	-	*	*	*	*	*	*	*	*	*	*	*	*	*	*	*	*			
6,5	10	16	5	0,5	45	-	-	-	-	-	-	-	-	-	-	*	*	*	*	*	*	*	*	*	*	*	*	*	*	*	*			
6,5	12	20	7	0,5	45	-	-	-	-	-	-	-	-	-	-	*	*	*	*	*	*	*	*	*	*	*	*	*	*	*	*			
8,0	12	20	7	0,7	45	-	-	-	-	-	-	-	-	-	-	*	*	*	*	*	*	*	*	*	*	*	*	*	*	*	*			
8,2	12	20	7	0,7	45	-	-	-	-	-	-	-	-	-	-	*	*	*	*	*	*	*	*	*	*	*	*	*	*	*	*			
8,5	12	20	7	0,7	45	-	-	-	-	-	-	-	-	-	-	*	*	*	*	*	*	*	*	*	*	*	*	*	*	*	*			
9,0	12	20	7	0,7	45	-	-	-	-	-	-	-	-	-	-	*	*	*	*	*	*	*	*	*	*	*	*	*	*	*	*			
10,0	14	22	7	0,7	45	-	-	-	-	-	-	-	-	-	-	*	*	*	*	*	*	*	*	*	*	*	*	*	*	*	*			
12,0	16	22	7	0,7	45	-	-	-	-	-	-	-	-	-	-	*	*	*	*	*	*	*	*	*	*	*	*	*	*	*	*			

*A richiesta *on request *auf Anfrage

Esempio di ordinativo: D1xL **Order example:** D1xL **Bestellbeispiel:** D1xL



ESPULSORE A CANNOCCHIALE TEMPRATO

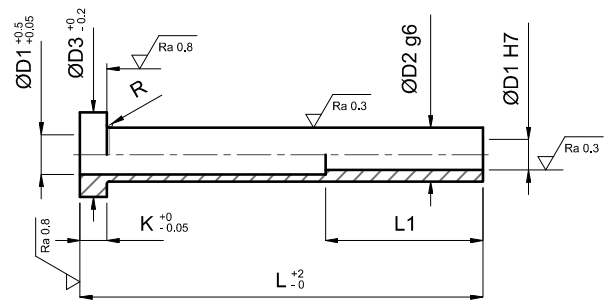
SLEEVE EJECTOR HARDENED
AUSWERFERHÜLSE, GEHÄRTET

EES-4T

**DIN 16756
8405 H**

Acciaio: Per iniezione
Steel: For injection
Stahl: Für Spritzgiess

Durezza: Corpo HRC 60±2 Testa HRC 45±5
Hardness: Body HRC 60±2 Head HRC 45±5
Härte: Körper HRC 60±2 Kopf HRC 45±5



D1	D2	D3	K	R	L1	L								
						75	100	125	150	160	175	200	250	
2	4	8	3	0,3	35	-	-	-	-	-	-	-	-	-
2,2	4	8	3	0,3	35	-	-	-	-	-	-	-	-	-
2,5	5	10	3	0,3	35	-	-	-	-	-	-	-	-	-
3	5	10	3	0,3	45	-	-	-	-	-	-	-	-	-
3,2	5	10	3	0,3	45	-	-	-	-	-	-	-	-	-
3,5	6	12	5	0,3	45	-	-	-	-	-	-	-	-	-
4	6	12	5	0,5	45	-	-	-	-	-	-	-	-	-
4,2	8	14	5	0,5	45	-	-	-	-	-	-	-	-	-
4,5	8	14	5	0,5	45	-	-	-	-	-	-	-	-	-
5	8	14	5	0,5	45	-	-	-	-	-	-	-	-	-
5,2	8	14	5	0,5	45	-	-	-	-	-	-	-	-	-
6	10	16	5	0,5	45	-	-	-	-	-	-	-	-	-
6,2	10	16	5	0,5	45	-	-	-	-	-	-	-	-	-
8	12	20	7	0,7	45	-	-	-	-	-	-	-	-	-
8,2	12	20	7	0,7	45	-	-	-	-	-	-	-	-	-
10	14	22	7	0,7	45	-	-	-	-	-	-	-	-	-
12	16	22	7	0,7	45	-	-	-	-	-	-	-	-	-

Altre dimensioni disponibili a richiesta *Other dimensions supplied on request* *Andere Abmessungen auf Anfrage verfügbar*

Esempio di ordinativo: D1xL **Order example:** D1xL **Bestellbeispiel:** D1xL

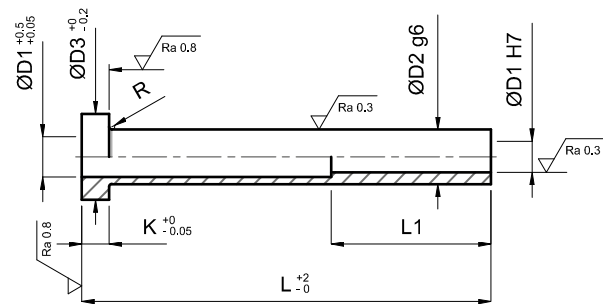
ESPULSORE A CANNOCCHIALE NITRURATO IN POLLICI
SLEEVE EJECTOR NITRIDED IN INCHES
AUSWERFERHÜLSE, NITRIERT, IN ZOLL

EES-4P

Acciaio: Per pressofusione ed iniezione
Steel: For die casting and injection
Stahl: Für Druckguss und Spritzgiess

Durezza: Superficie > 950 Vickers - HV 0,3 Testa HRC 45±5
Hardness: Surface > 950 Vickers - HV 0,3 Head HRC 45±5
Härte: Oberfläche > 950 Vickers - HV 0,3 Kopf HRC 45±5

Resistenza alla trazione: 1300/1450 N/mm²
Tensile strenght: 1300/1450 N/mm²
Zugfestigkeit: 1300/1450 N/mm²



D1	D2	D3	K	R	L1	L									
						3"	4"	5"	6"	7"	8"	9"	10"		
1/8	7/32	13/32	3/16	1/32	1" 1/4	-	-	-	-	-	-	-	-	-	-
5/32	1/4	7/16	3/16	1/32	1" 3/4	-	-	-	-	-	-	-	-	-	-
3/16	5/16	1/2	1/4	1/32	1" 3/4	-	-	-	-	-	-	-	-	-	-
7/32	11/32	9/16	1/4	1/32	1" 3/4	-	-	-	-	-	-	-	-	-	-
1/4	3/8	5/8	1/4	1/32	1" 3/4	-	-	-	-	-	-	-	-	-	-
5/16	7/16	11/16	1/4	1/32	1" 3/4	-	-	-	-	-	-	-	-	-	-
3/8	1/2	3/4	1/4	1/32	1" 3/4	-	-	-	-	-	-	-	-	-	-
7/16	5/8	7/8	1/4	1/32	1" 3/4	-	-	-	-	-	-	-	-	-	-
1/2	11/16	15/16	1/4	1/32	1" 3/4	-	-	-	-	-	-	-	-	-	-

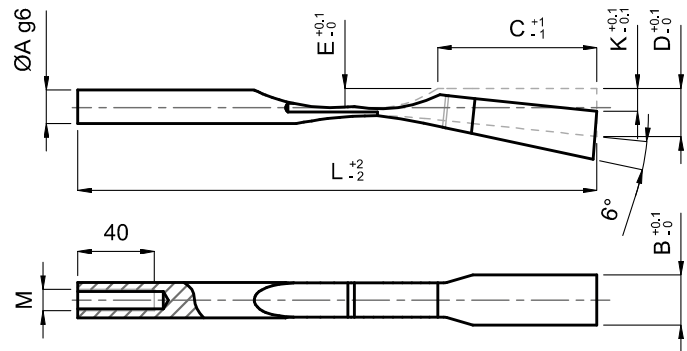
Esempio di ordinativo: D1xL **Order example:** D1xL **Bestellbeispiel:** D1xL



ESPULSORE ELASTICO PER SOTTOSQUADRA
FLEXIBLE EJECTOR PIN
FLEXIBEL AUSWERFERSTIFT FÜR HINTERSCHNITT

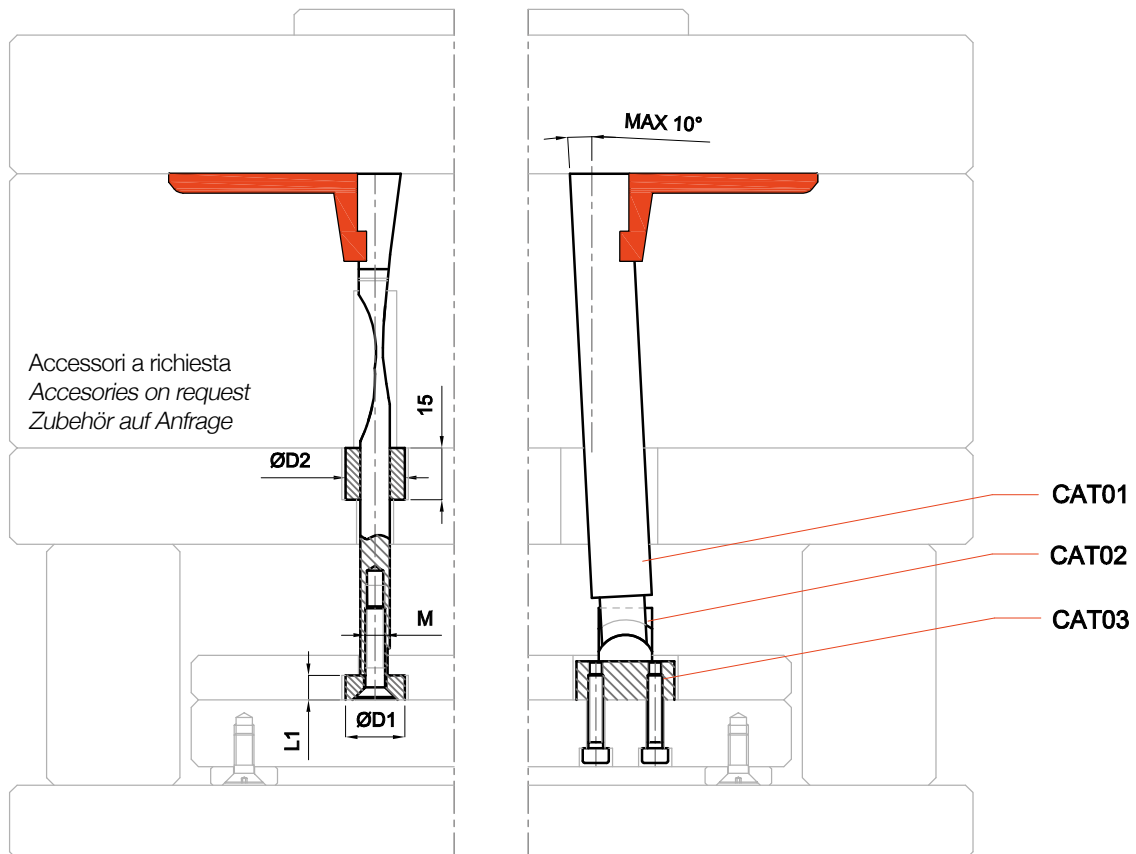
EES-FLEX

Acciaio: Per iniezione
Steel: For injection
Stahl: Für Spritzgiess



A	B	C	D	E	K	L	M	L1	D1	D2
6	6,2	22	9	3,5	3,5	125	4	5	12	12
6	8,2	22	9	3,5	3,5	125	4	5	12	12
8	8,2	25	11,5	4,5	4,5	140	5	6	14	12
8	10,2	25	11,5	4,5	4,5	140	5	6	14	12
8	12,2	25	11,5	4,5	4,5	140	5	6	14	12
10	14,2	30	13,6	5,5	5,5	175	6	8	18	16
10	16,2	30	13,6	5,5	5,5	175	6	8	18	16
10	18,2	30	13,6	5,5	5,5	175	6	8	18	16
6	6,2	30	10	3,5	3,5	175	4	5	12	12
6	8,2	30	10	3,5	3,5	175	4	5	12	12
8	10,2	45	11,2	5	4,5	175	5	6	14	12
8	12,2	45	11,2	5	4,5	175	5	6	14	12
10	14,2	50	17,5	6	5,5	190	6	8	18	16
10	16,2	50	17,5	6	5,5	190	6	8	18	16

Esempio di ordinativo: Ax Bx L **Order example:** Ax Bx L **Bestellbeispiel:** Ax Bx L



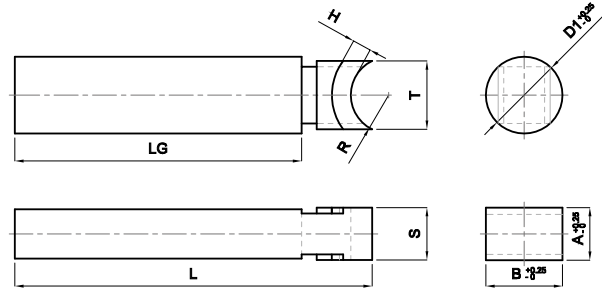
ASTA PER ESTRAZIONE SOTTOSQUADRI
UNDERCUT EJECTION BAR
STANGE ZUM UNTERSCHNEIDUNGS AUSWERFEN

CAT

Acciaio: 1.2344
Steel: 1.2344
Stahl: 1.2344

Durezza: 38-42 HRC
Hardness: 38-42 HRC
Härte: 38-42 HRC

Specifiche: Corpo Lavorabile - Guide Nitrate
Specifications: Workable Core - Nitrided guiding
Spezifikationen: Fräsbaren Kern - Leitung nitrierte



CAT01

A	B	D1	S	R	H	T	LG	L
10	10	-	10	10	5	10	237	250
15	15	-	10	10	5	15	235	250
10	20	-	10	10	5	15	235	250
20	10	-	10	10	5	10	237	250
15	30	-	10	10	5	15	385	400
30	15	-	10	10	5	15	385	400
20	20	-	10	10	5	15	385	400
-	-	15	10	10	5	10	237	250
-	-	10	10	10	5	10	237	250

Esempio di ordinativo:

Tondo: D1xL
 Quadro: AxBxL

Order example:

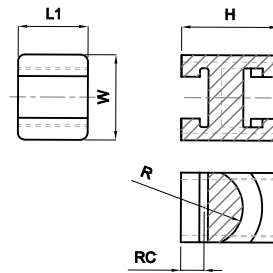
Round: D1xL
 Square: AxBxL

Bestellbeispiel:

Runde: D1xL
 Quadrat: AxBxL

CAT02

W	L1	H	R	RC
22	18	25	10	6



Esempio di ordinativo:

Codice

Order example:

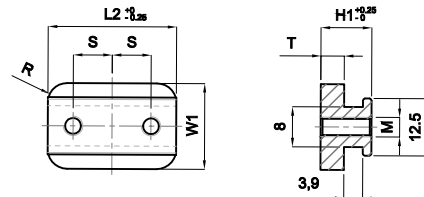
Code

Bestellbeispiel:

Code

CAT03

W1	L2	T	H1	R	M	S	CORSA/STROKE/HUB
22	33	6	13.1	5	5	10	10
22	52	6	13.1	5	5	15	30



Esempio di ordinativo:

Corsa

Order example:

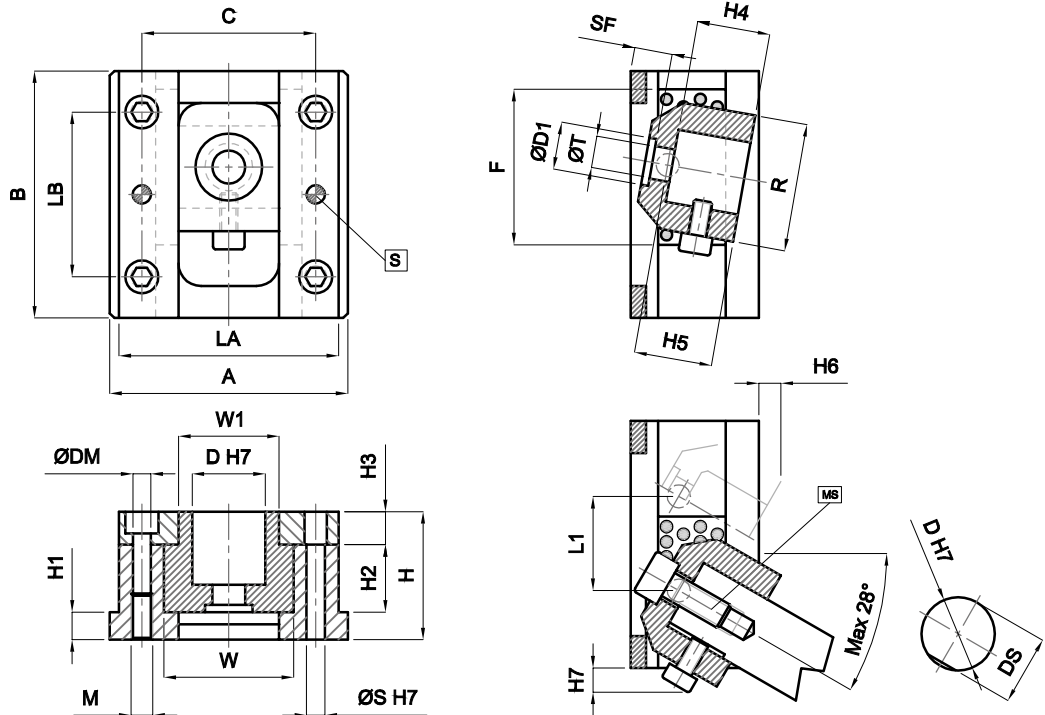
Stroke

Bestellbeispiel:

Hub

SLITTA ESTRAZIONE - STANDARD
SLIDING EJECTION UNIT - STANDARD
SCHIEBEAUSWURFEINHEIT - STANDARD

CAS



Materiale: Corpo: 1.1730 - Scorrimenti: Bronzo-Grafite
Material: Body: 1.1730 - Slides: Bronze-Graphite
Werkstoff: Körper: 1.1730 - Slides: Bronze-Graphit

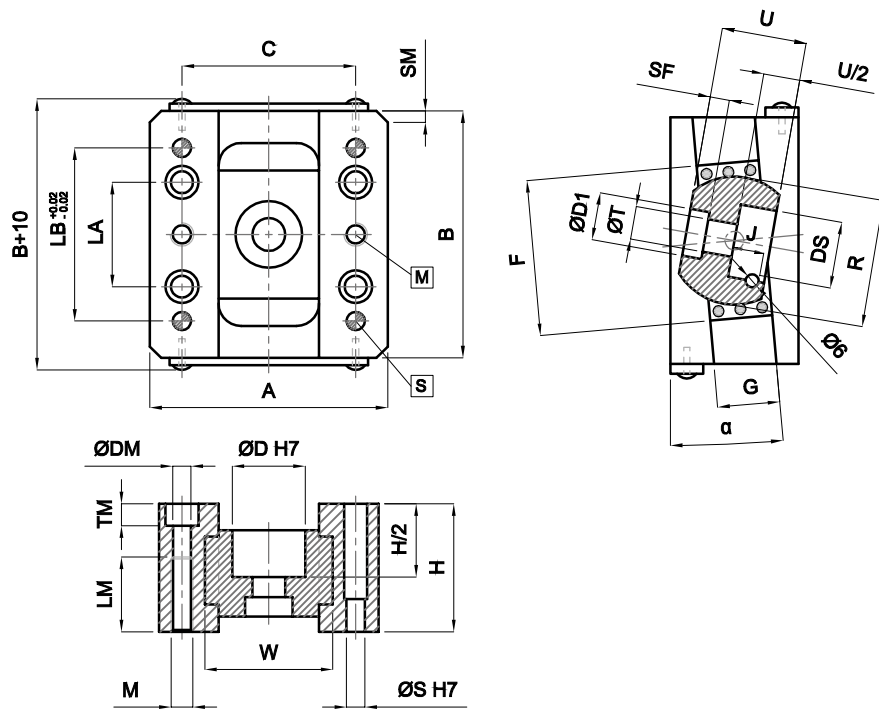
D	A	B	C	LA	LB	M	DM	S	W	W1	L1	MS
8	33	32	24	30	20	3	3,5	3	19	11	10	M4
10	45	45	32	40	30	4	4,5	4	25	15	18	M5
12	57	50	39	51	35	6	6,5	6	31	17	20	M6
16	65	65	46	58	40	6	6,5	6	38	22	25	M8
20	80	80	56	72	55	8	8,5	8	44	26	30	M10
25	93	90	66	85	65	10	10,5	10	52	32	35	M12
30	101	100	74	93	70	10	10,5	10	60	38	40	M12
35	120	120	85	110	80	12	12,5	10	70	45	45	M12
40	130	135	95	120	90	12	12,5	10	80	55	50	M16
45	140	150	105	130	110	12	12,5	10	90	60	55	M16

D	D1	DS	T	SF	F	R	H	H1	H2	H3	H4	H5	H6	H7
8	8	7	4,5	10	20	20	22	5	11	7	8	12,5	10,5	3,6
10	9	9	5,5	12,5	25	25	27	5	15	8	10	15,5	11,3	4,5
12	11	11	7,0	15	30	25	32	7	16	10	12	18	4	5
16	14	14,5	9,0	15	40	30	36	8	20	10	16	20	5	5
20	17	18	11,0	16	50	40	42	11	22	12	20	23	8	5
25	20	22,5	14,0	17	55	45	50	15	26	15	25	28	8	6
30	20	27	14,0	17	60	50	55	15	30	15	30	30	9	7
35	20	32	14,0	18	75	60	62	15	34	18	35	35	10	8
40	26	36	18,0	19	85	70	70	15	44	18	40	40	12	8
45	26	40	18,0	24	95	80	80	15	50	20	45	45	14	10

Esempio di ordinativo: D **Order example:** D **Bestellbeispiel:** D

SLITTA ESTRAZIONE - COMPATTA
 SLIDING EJECTION UNIT - COMPACT
 SCHIEBEAUSWURFEINHEIT - KOMPAKT

CAF



Materiale: Corpo: 1.1730 - Scorrimenti: Bronzo-Grafite
Material: Body: 1.1730 - Slides: Bronze-Graphite
Werkstoff: Körper: 1.1730 - Slides: Bronze-Graphit

D	A	B	C	H	LA	LB	M	DM	TM	LM	S	W	SM
8	41	44	33	24	12	25	4	3,4	3,4	10	4	24	3
10	47	50	38	28	16	30	5	4,5	5	15	5	28	3
12	53	60	42	36	20	40	8	6,6	4,8	20	6	31	4
16	64	70	50	40	25	50	8	6,6	6,5	20	6	36	6
20	76	75	60	46	30	55	10	8,6	8,5	25	8	43	8
25	81	85	65	48	40	65	10	8,6	8,5	25	8	48	8
30	88	100	72	54	50	80	10	8,6	8,5	25	8	55	8
35	100	115	80	60	50	85	12	11	10,5	30	10	64	8
40	108	125	88	65	50	85	12	11	10,5	30	10	72	8

D	D1	SF	T	R	F	G	U	DS	J
8	10	5	5	20	25	13	16	7,5	6,5
10	12	4	6	20	32	17	16	8,5	6,5
12	13	5	7	25	40	20	20	10	8,5
16	16	6	9	30	45	24	24	13	10
20	20	8	11	40	45	24	30	17	13
25	25	9,5	14	45	50	26	35	22	14
30	25	9	14	50	60	30	38	27	15
35	25	10	14	55	70	34	40	31	15
40	32	11,5	18	60	80	38	43	36	16

α = 1°, 2°, 3°, 4°, 5°, 6°, 7°, 8°, 9°, 10°

Esempio di ordinativo: D x α **Order example:** D x α **Bestellbeispiel:** D x α

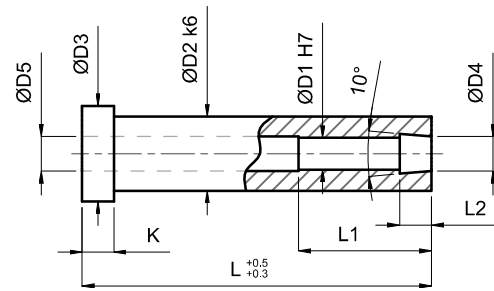
BUSSOLA TIRACOLATA
RETAINING BUSH WITH UNDERCUT
 HALTEBUCHSE

BTC

Materiale: Acciaio temprato
Material: Hardened steel
Werkstoff: Gehärtet Stahl

Durezza: HRC 58
Hardness: HRC 58
Härte: HRC 58

Specifiche: Posizionamento fresando la testa con durezza 45 HRC
Specifications: Positioning by head milling, with hardness of 45 HRC
Spezifikationen: Positionierung Fräsen des Kopfs mit Härte 45 HRC



D1	D2	D3	D4	D5	K	L1	L2	L							
								20	26	36	46	56	76		
4	12	16	4,5	4,5	6	12	4	-	-	-	-	-	-		
6	14	18	6,5	6,5	6	18	6	-	-	-	-	-	-		

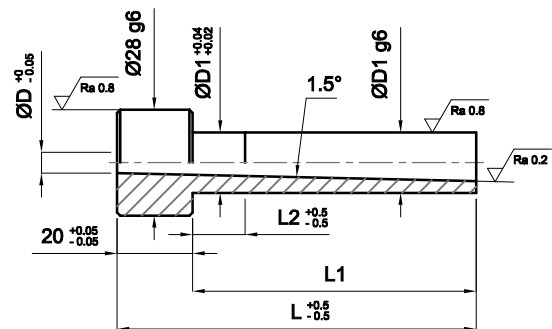
Esempio di ordinativo: D1xL **Order example:** D1xL **Bestellbeispiel:** D1xL

UGELLO DI INIEZIONE NON TEMPRATO / TEMPRATO
SPRUE BUSH / HARDENED SPRUE BUSH
 ANGUSSDÜSE UNGEHÄRTET / GEHÄRTET

EUG-1 / EUG-1T

EUG-1: Non temprato
EUG-1: Not hardened
EUG-1: Ungehärtet

EUG-1T: Temprato
EUG-1T: Hardened
EUG-1T: Gehärtet



D	D1 14	D1 18	L	L1	L2
3,5 / 4,5	-	-	50	30	8
3,5 / 4,5	-	-	65	45	10
3,5 / 4,5	-	-	75	55	10
3,5 / 4,5	-	-	85	65	12
3,5 / 4,5	-	-	95	75	12
3,5 / 4,5	-	-	105	85	13
3,5 / 4,5	-	-	115	95	13
3,5 / 4,5	-	-	125	105	13
3,5 / 4,5	-	-	150	130	13

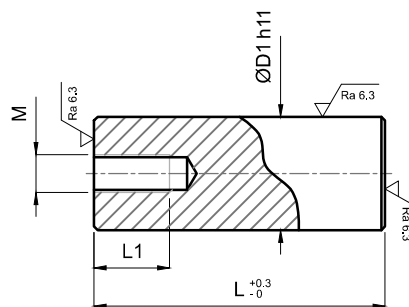
Esempio di ordinativo: D1 x D x L **Order example:** D1 x D x L **Bestellbeispiel:** D1 x D x L

Altre dimensioni disponibili a richiesta - Other dimensions supplied on request - Andere Abmessungen auf Anfrage verfügbar

SUPPORTO CILINDRICO
 CYLINDRICAL HOLDER
 ZYLINDRISCHE STÜTZEN

ECST

Acciaio: Da cementazione
Steel: Case hardened
Stahl: Einsatzhärtung



D1	M	L1	L					
			57	77	97	117	136	147
30	10	20	-	-	-	-	-	-
40	10	20	-	-	-	-	-	-
50	10	20	-	-	-	-	-	-
80	10	20	-	-	-	-	-	-

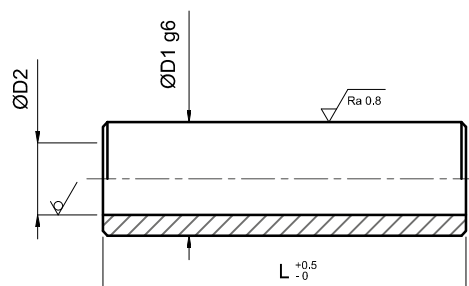
Esempio di ordinativo: D1xL **Order example:** D1xL **Bestellbeispiel:** D1xL

DISTANZIALE FORATO
 GUIDE BUSH
 FÜHRUNGSHÜLSE

EDF

Acciaio: Da cementazione
Steel: Case hardened
Stahl: Einsatzhärtung

Durezza: HRC 58-62
Hardness: HRC 58-62
Härte: HRC 58-62



D1	D2	L								
		40	60	80	100	120	140	160	180	200
10	6,2	-	-	-	-	-	-	-	-	-
14	8,3	-	-	-	-	-	-	-	-	-
18	10,4	-	-	-	-	-	-	-	-	-
20	12,5	-	-	-	-	-	-	-	-	-
25	12,5	-	-	-	-	-	-	-	-	-
32	16,5	-	-	-	-	-	-	-	-	-

Esempio di ordinativo: D1xL **Order example:** D1xL **Bestellbeispiel:** D1xL

BARRA TEMPRATA E RETTIFICATA (ADATTA PER FILETTATURE INTERNE)

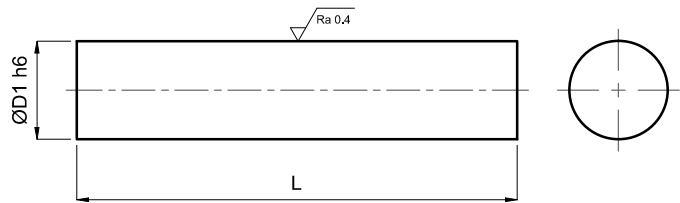
GROUND BAR HARDENED (SUITABLE FOR INTERNAL THREADS)

STAB, GESCHLIFFEN UND GEHÄRTET (FÜR INNENGEWINDE)

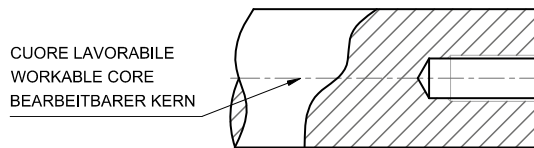
BTR-1

Acciaio: UNI C 53 (W Nr 1.1213)
Steel: UNI C 53 (W Nr 1.1213)
Stahl: UNI C 53 (W Nr 1.1213)

Durezza: Superficie HRC 61-64
Hardness: Surface HRC 61-64
Härte: Oberfläche HRC 61-64



D1	L= 1000
8	-
10	-
12	-
14	-
16	-
18	-
20	-
24	-
25	-
30	-
32	-
40	-
50	-
60	-
80	-



Esempio di ordinativo: D1xL **Order example:** D1xL **Bestellbeispiel:** D1xL

Altre lunghezze disponibili a richiesta - Other lengths supplied on request - Andere Längen auf Anfrage verfügbar

ANELLO DI CENTRAGGIO

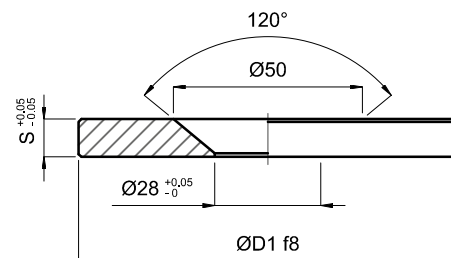
CENTERING RING

ZENTRIERFLANSCH

EAC-1

Acciaio: Da cementazione
Steel: Case hardened
Stahl: Einsatzhärtung

D1	S		
60	10		
70	10		
80	10		
90	10		
100	10	15	20
125	10	15	20
150	10		
175	10		

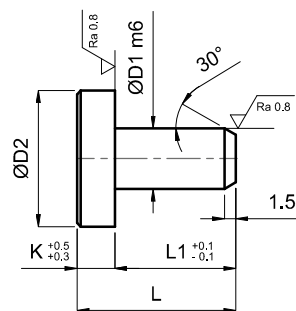


Esempio di ordinativo: D1xS **Order example:** D1xS **Bestellbeispiel:** D1xS

PIEDINO APPOGGIO TAVOLINO
 BUFFER DISK FOR EJECTOR SET
 ANSCHLAGPLÄTTCHEN FÜR AUSWERFERPAKET

EA-1

Acciaio: Da cementazione
Steel: Case hardened
Stahl: Einsatzhärtung



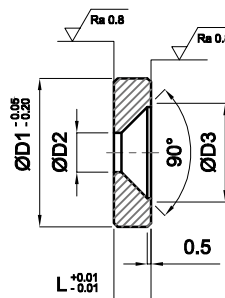
D1	D2	K	L1	L
8	18	5	16	21
14	24	6	15	21

Esempio di ordinativo: D1 **Order example:** D1 **Bestellbeispiel:** D1

PIEDINO APPOGGIO TAVOLINO
 BUFFER DISK FOR EJECTOR SET
 ANSCHLAGPLÄTTCHEN FÜR AUSWERFERPAKET

EA-2

Acciaio: Da cementazione
Steel: Case hardened
Stahl: Einsatzhärtung



D1	D2	D3	L
18	4,3	9,2	3
20	5,3	11,4	5
26	4,3	9,2	4
28	4,3	9,2	3

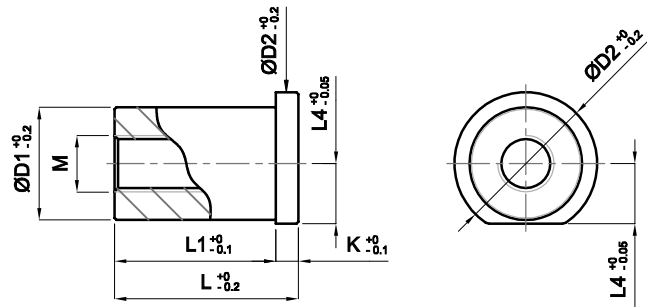
Esempio di ordinativo: D1 **Order example:** D1 **Bestellbeispiel:** D1

INSERTO FILETTATO PER TAVOLINI
THREADED INSERT FOR EJECTION PLATES
GEWINDEEINSATZ FÜR AUSWERFERPLATTEN

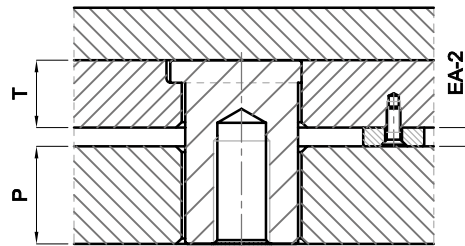
EA-3

Acciaio: Bonificato
Steel: Quenched
Stahl: Abgeschreckt

Durezza: 240 HB
Hardness: 240 HB
Härte: 240 HB



D1	L	M			L1	D2	L4	K	P	T	EA2
		12	16	20							
30	45	-	-		39	36	16	6	22	18	5
30	49	-	-		43	36	16	6	26	18	5
30	53	-	-		47	36	16	6	26	22	5
30	58	-	-		52	36	16	6	26	27	5
30	77	-	-		71	36	16	6	36	36	5
30	87	-	-		81	36	16	6	46	36	5
30	97	-	-		91	36	16	6	56	36	5
30	117	-	-		111	36	16	6	76	36	5
30	127	-	-		121	36	16	6	76	46	5
40	77	-	-		71	48	21	6	36	36	5
40	87	-	-		81	48	21	6	46	36	5
40	97	-	-		91	48	21	6	56	36	5
40	117	-	-		111	48	21	6	76	36	5
40	127	-	-		121	48	21	6	76	46	5



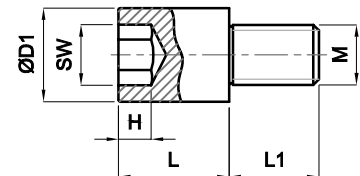
P = PF, PF-G, PD, PD-C, PS
T = TE-I, TE-G-I

Esempio di ordinativo: D1xLxM **Order example:** D1xLxM **Bestellbeispiel:** D1xLxM

VITE FINE CORSA
LIMITING SCREW
BEGRENZUNGSSCHRAUBE

EA-4

Acciaio: 1.1730
Steel: 1.1730
Stahl: 1.1730



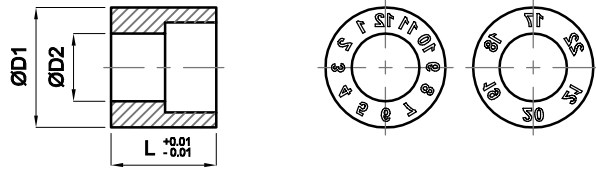
D1	M	SW	H	L1	L							
					15	20	25	30	35	40	45	
10	6	5	4	10	-	-	-	-	-	-	-	-
16	10	8	5	15	-	-	-	-	-	-	-	-
20	12	10	6	18	-	-	-	-	-	-	-	-
25	16	14	9	24	-	-	-	-	-	-	-	-
30	20	16	11	28	-	-	-	-	-	-	-	-

Esempio di ordinativo: D1xL **Order example:** D1xL **Bestellbeispiel:** D1xL

DATARIO
DATE STAMP
DATUMSTEMPEL

EDA

Acciaio: AISI 420 50-55 HRC
Steel: AISI 420 50-55 HRC
Stahl: AISI 420 50-55 HRC

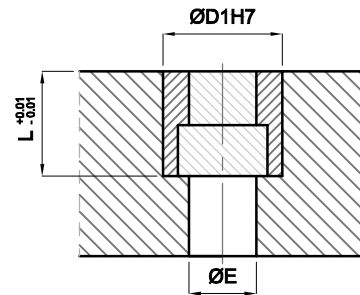


D1	E-MAX	L
6	3	8
8	4	10
10	5	12
16	9	14
20	11	16

Codice ordinativo - Order code - Bestellcode

DRCA corpo - anni
DRCA body - years
DRCA Körper - Jahre

DRCM corpo - mesi
DRCM body - months
DRCM Körper - Monat



Esempio di ordinativo: Codice ordinativo x D1 **Order example:** Order code x D1 **Bestellbeispiel:** Bestellcode x D1

DATARIO - INSERTO

DATE STAMP - INSERTO
DATUMSTEMPEL - INSERTO

EDA

Acciaio: AISI 420 48-50 HRC
Steel: AISI 420 48-50 HRC
Stahl: AISI 420 48-50 HRC



Inserto intercambiabile per EDA - Interchangeable insert for EDA - Austauschbarer Einsatz für EDA

D1	D2
6	2,7
8	4
10	5
16	9
20	10,5

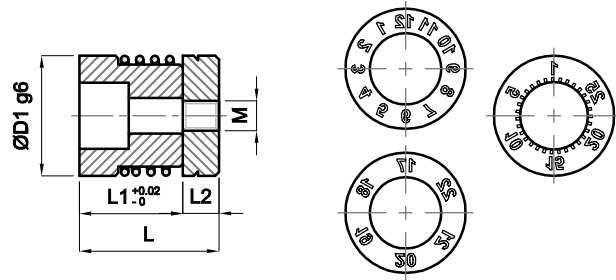
Codice ordinativo - Order code - Bestellcode

DRIA inserto - anno/freccia
DRIA insert - year/arrow
DRIA Einsatz - Jahr/Pfeil

DRIF inserto - freccia
DRIF insert - arrow
DRIF Einsatz - Pfeil

Esempio di ordinativo: Codice ordinativo x D1 **Order example:** Order code x D1 **Bestellbeispiel:** Bestellcode x D1

Acciaio: AISI 420 50-55 HRC
Steel: AISI 420 50-55 HRC
Stahl: AISI 420 50-55 HRC



D1	M	L1	L	L2	DBCA	DBCM	DBCG
6	2,5	7	10	3	-	-	-
8	3	8	12	4	-	-	-
10	3	10	14	4	-	-	-
12	4	10	14	4	-	-	-
16	4	10	14	4	-	-	-

Codice ordinativo - Order code - Bestellcode

DBCA corpo - anni
 DBCA body - years
 DBCA Körper - Jahre

DBCM corpo - mesi
 DBCM body - months
 DBCM Körper - Monat

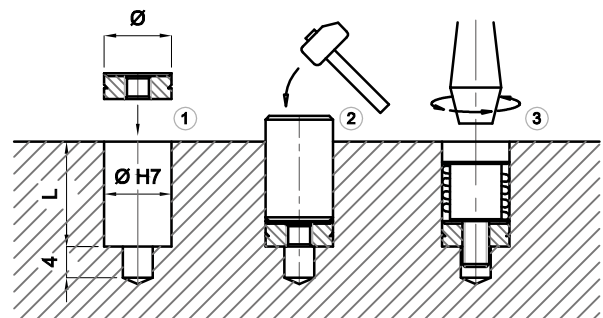
DBCG corpo - giorno
 DBCG body - day
 DBCG Körper - Tag

Esempio di ordinativo: Codice ordinativo x D1 **Order example:** Order code x D1 **Bestellbeispiel:** Bestellcode x D1

GHIERA FILETTATA PER EDA-B

THREADED RING NUT FOR EDA-B

GEWINDEUTMUTTER FÜR EDA-B



Sistema per montaggio datario EDA-B: Eseguire la sede del diametro desiderato profonda L con un foro di scarico, profondo almeno 4mm, per contenere la parte finale del filetto. Inserire la ghiera filettata orientando il bordino ricalcabile verso l'alto. Utilizzare un punzone dello stesso diametro per completare la ricalcatura. Inserire in sede il datario avvitandolo con il cacciavite, agendo sulla freccia.

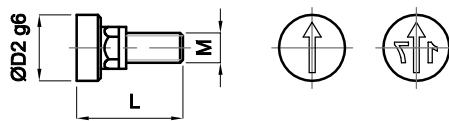
DATARIO A MONTAGGIO E SMONTAGGIO RAPIDO - INSERTO

DATE STAMP - INSERTO

DATUMSTEMPEL - INSERTO

EDA-B

Acciaio: AISI 420 48-50 HRC
Steel: AISI 420 48-50 HRC
Stahl: AISI 420 48-50 HRC



Inserto intercambiabile per EDA-B - Interchangeable insert for EDA-B - Austauschbarer Einsatz für EDA-B

D1	D2	M	L	DBIA	DBIF	DBIFG
6	3,8	2,5	10	-	-	-
8	5	3	12	-	-	-
10	6	3	14	-	-	-
12	7	4	14	-	-	-
16	9	4	14	-	-	-

Codice ordinativo - Order code - Bestellcode

DBIA inserto - anno/freccia
 DBIA insert - year/arrow
 DBIA Einsatz - Jahr/Pfeil

DBIF inserto - freccia
 DBIF insert - arrow
 DBIF Einsatz - Pfeil

DBIFG inserto - freccia (datario giorno)
 DBIFG insert - arrow (day date stamp)
 DBIFG Einsatz - Pfeil (Tag Datumstempel)

Esempio di ordinativo: Codice ordinativo x D1 **Order example:** Order code x D1 **Bestellbeispiel:** Bestellcode x D1

GHIERA FILETTATA PER EDA-B

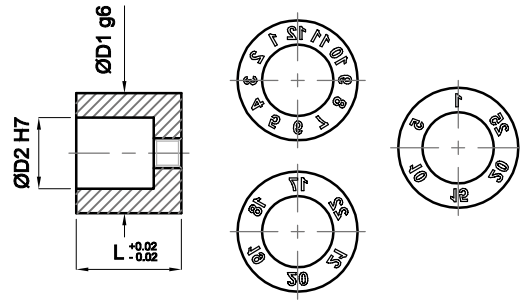
THREADED RING NUT FOR EDA-B

GEWINDENUTMUTTER FÜR EDA-B

Assembly system for EDA-B date stamp: Make a seat with the desired diameter, L deep, with a hole (at least 4 mm deep) to hold the end part of the thread. Insert the threaded nut with the clinchable edge facing up. Use a punch of the same diameter to complete the clinch. Insert the date stamp in the pocket and tighten it with a screwdriver on the arrow.

Montagesystem für Stempel EDA-B: Den Sitz mit dem gewünschten Durchmesser und einer Tiefe von L mit Auslaufbohrung (mindestens 4 mm tief) ausführen, um das Endteil des Gewindes aufzunehmen. Die Gewindenutmutter einsetzen, mit dem stauchbaren Rand nach oben. Einen Stempel mit gleichem Durchmesser einsetzen, um den Stauchvorgang zu beenden. Den Datumstempel mit einem Schraubendreher einsetzen (auf den Pfeil ansetzen).

Acciaio: AISI 420 50-55 HRC
Steel: AISI 420 50-55 HRC
Stahl: AISI 420 50-55 HRC



D1	L	D2
4	8	2,2
5	8	3,1
6	8	3,1
8	10	4,4
10	12	5,2
12	14	6,2
16	14	8,2
20	16	11

Codice ordinativo - Order code - Bestellcode

DCCA corpo - anni
 DCCA body - years
 DCCA Körper - Jahre

DCCM corpo - mesi
 DCCM body - months
 DCCM Körper - Monat

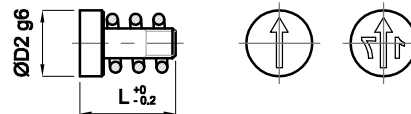
DCCG corpo - giorno
 DCCG body - day
 DCCG Körper - Tag

Esempio di ordinativo: Codice ordinativo x D1 **Order example:** Order code x D1 **Bestellbeispiel:** Bestellcode x D1

DATARIO A VITE - INSERTO
SCREW DATE STAMP - INSERTO
 SCHRAUBEN DATUMSTEMPEL - INSERTO

EDA-C

Acciaio: AISI 420 48-50 HRC
Steel: AISI 420 48-50 HRC
Stahl: AISI 420 48-50 HRC



D1	L	D2
4	8	2,2
5	8	3,1
6	8	3,1
8	10	4,4
10	12	5,2
12	14	6,2
16	14	8,2
20	16	11

Codice ordinativo - Order code - Bestellcode

DCIA inserto - anno/freccia
 DCIA insert - year/arrow
 DCIA Einsatz - Jahr/Pfeil

DCIF inserto - freccia
 DCIF insert - arrow
 DCIF Einsatz - Pfeil

Esempio di ordinativo: Codice ordinativo x D1 **Order example:** Order code x D1 **Bestellbeispiel:** Bestellcode x D1

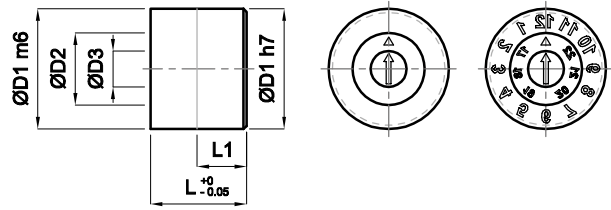
DATARIO MULTIPLO
MULTIPLE DATE STAMP
 MEHRERE DATUMSTEMPEL

EDA-D

Acciaio: AISI 420 50-55 HRC
Steel: AISI 420 50-55 HRC
Stahl: AISI 420 50-55 HRC

Specifiche: Temperatura massima di utilizzo: 150°C
Specifications: Maximum operating temperature: 150°C
Spezifikationen: Max. Betriebstemperatur: 150°C

Specifiche: Disponibile neutro (N)
Specifications: Available blank (N)
Spezifikationen: Neutral erhältlich (N)



D1	D2	D3	L	L1
6	4	2	12	6
8	5	2,5	12	6
10	6	3	12	6
12	8	4	14	7
16	10	5	14	7
20	12	6	16	8

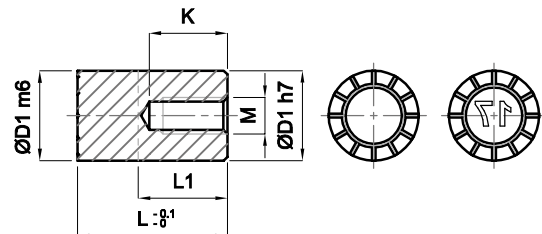
Esempio di ordinativo: D1 + Anno / D1 + Neutro **Order example:** D1 + Year / D1 + Neutral **Bestellbeispiel:** D1 + Jahr / D1 + Neutral

DATARIO PER PRESSOFUSIONE
DATE STAMP FOR DIE CASTING
 DATUMSTEMPEL FÜR DEN DRUCKGUSS

EDA-E

Acciaio: 1.2343 ~ 46 HRC
Steel: 1.2343 ~ 46 HRC
Stahl: 1.2343 ~ 46 HRC

Specifiche: Disponibile neutro (N)
Specifications: Available blank (N)
Spezifikationen: Neutral erhältlich (N)



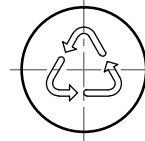
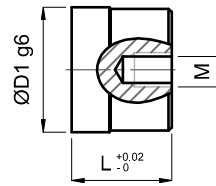
D1	L	L1	M	K
5	10	6	3	6
6	10	6	4	6
8	10	6	4	6
8	20	10	3	6
10	12	7	5	6
10	20	10	4	7,5
12	14	9	6	10
12	20	10	6	9
16	20	10	6	10
20	20	10	6	10

Esempio di ordinativo: D1 x L + Anno / D1 x L + Neutro
Order example: D1 x L + Year / D1 x L + Neutral
Bestellbeispiel: D1 x L + Jahr / D1 x L + Neutral

MARCHIO DI RICICLAGGIO
 RECYCLING MARK
 RECYCLINGSTEMPEL

EMR

Acciaio: AISI 420 50-55 HRC
Steel: AISI 420 50-55 HRC
Stahl: AISI 420 50-55 HRC



SIMBOLO NEUTRO
 NEUTRAL SYMBOL
 SYMBOL NEUTRAL



SIMBOLO - CODICE - SIGLA
 CODE - MARK - SYMBOL
 SYMBOL - CODE - ABKÜRZUNG

Specifiche: Simbologia unificata DIN 6120 ed alla sigla normalizzata ISO 1043-1

Specification: Unified DIN 6120 symbols and standardized ISO 1043-1 abbreviation

Spezifikationen: Einheitliche Symbole nach DIN 6120 und Einheitszeichen nach ISO 1043-1

SIGLA - ABBREVIATION - ABKÜRZUNG

01	PET	POLIETILENTEREFTALATO - POLYETHYLENTEREPHTHALATE - POLYETHYLENTEREPHTHALAT
02	PE-HD	POLIETILENE ALTA DENSITÀ - HIGHT DENSITY POLYETHYLENE - POLYETHYLEN HOHER DICHTE
03	PVC	POLIVINILCLORURO - POLYVINYLCHLORIDE - POLYVINYLCHLORID
04	PE-LD	POLIETILENE BASSA DENSITÀ - LOW DENSITY POLYETHYLENE - POLYETHYLEN NIEDRIGER DICHTE
05	PP	POLIPROPILENE - POLYPROPYLENE - POLYPROPYLEN
06	PS	POLISTIROLO - POLYSTYRENE - POLYSTYROL
-	ABS	ACRYLONITRILE BUTADIENE STYRENE

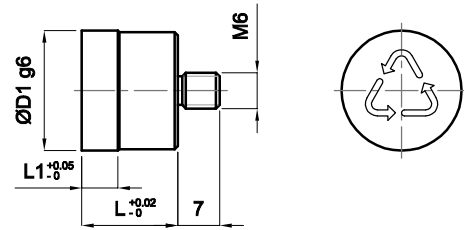
D1	M	L
10	4	12
16	6	14
20	8	16

Esempio di ordinativo: Sigla x D1 **Order example:** Abbreviation x Code **Bestellbeispiel:** Abkürzung x Code

MARCHIO DI RICICLAGGIO - MODELLO PER FISSAGGIO ANTERIORE
 RECYCLING MARK - MODEL FOR FRONT FIXING
 RECYCLINGSTEMPELSMODEL ZUR VORNE BEFESTIGUNG

EMR-B

Acciaio: AISI 420 50-55 HRC
Steel: AISI 420 50-55 HRC
Stahl: AISI 420 50-55 HRC

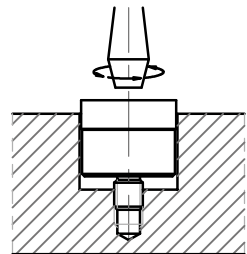


Specifiche: Con sistema di posizionamento marchio indicizzato

Specification: With mark positioning system indexed

Spezifikationen: Mit Positioniersystem des Stempels index

D1	L	L1
10	12	5
16	14	6
20	16	6

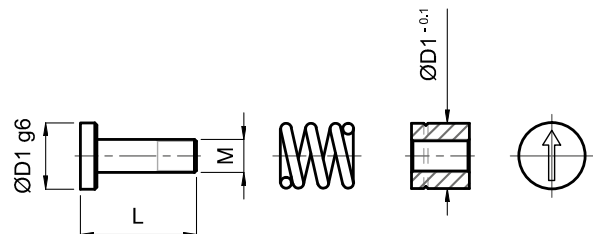


Esempio di ordinativo: D1 **Order example:** D1 **Bestellbeispiel:** D1

INSERTO INDICATORE
 ARROW INSERT
 PFEILEINSATZ

EII

Acciaio: UNI X 41 Cr 13 Ku (W Nr 1.2083)
Steel: UNI X 41 Cr 13 Ku (W Nr 1.2083)
Stahl: UNI X 41 Cr 13 Ku (W Nr 1.2083)

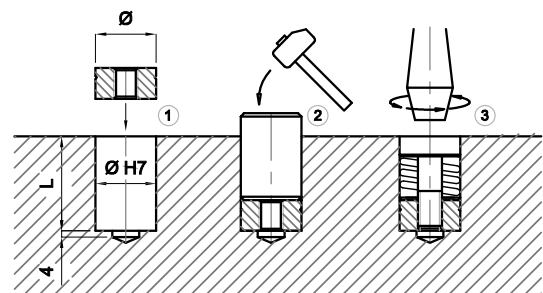


Procedimento: Eseguire la sede a disegno. Inserire la ghiera filettata orientando il bordino ricalcabile verso l'alto. Inserire un punzone dello stesso diametro per completare la ricalcatura. Inserire la molla ed avvitare l'inserto con il cacciavite, agendo sulla freccia.

Procedure: Execute the seat shown on the drawing. Insert the threaded nut with the clinchable edge facing up. Insert punch of the same diameter to complete the clinch. Insert the spring and screw in the insert using a screwdriver on the arrow.

Vorgehensweise: Den Sitz nach Zeichnung ausführen. Die Gewindenumutter einsetzen, dabei muss der stauchbare Rand nach oben zeigen. Einen Stempel mit gleichem Durchmesser einsetzen, um den Stauchvorgang zu beenden. Die Feder einsetzen und den Einsatz mit dem Schraubendreher festschrauben (auf den Pfeil ansetzen).

D1	M	L	L1
6	3 x 0,35	10	10
8	4 x 0,35	14	14
10	4 x 0,35	14	14



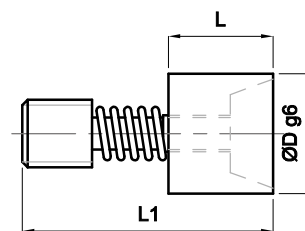
Esempio di ordinativo: D1 **Order example:** D1 **Bestellbeispiel:** D

VALVOLA PER L'ARIA

AIR VALVE
LUFTVENTIL

EVA

Acciaio: Acciaio inox (temperate e rettificate)
Steel: Stainless steel (hardened and ground)
Stahl: Rostfreier Stahl (gehärtet und geschliffen)

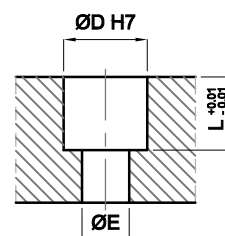


Specifiche: Utilizzata per facilitare l'estrazione del pezzo stampato

Specification: Used to ease the ejection of the moulded part

Spezifikationen: Wird eingesetzt, um den Auszug des gepressten Werkstücks zu vereinfachen

COD.	D	L	L1	E
D8	8	11	25,5	6,5
D10	10	11	25,5	6,5
D12	12	18	31	7,5
D16	16	20	39,5	12
D18	18	22	39,5	12
D25	25	20	56	19



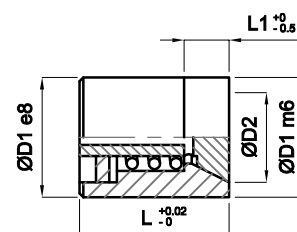
Esempio di ordinativo: Codice **Order example:** Code **Bestellbeispiel:** Code

VALVOLA PER L'ARIA

AIR VALVE
LUFTVENTIL

EVA-B

Acciaio: UNI X 41 Cr 13 Ku (W Nr 1.2083)
Steel: UNI X 41 Cr 13 Ku (W Nr 1.2083)
Stahl: UNI X 41 Cr 13 Ku (W Nr 1.2083)



Specifiche: Struttura molto compatta

Specification: Highly compact structure

Spezifikationen: Sehr kompakte Struktur

D1	D2	L	L1
4	3,4	8	4
6	5,1	10	4
8	6,5	12	4
10	8	14	5
12	10	14	5
16	13	20	6
20	16	20	6

Esempio di ordinativo: D1 **Order example:** D1 **Bestellbeispiel:** D1

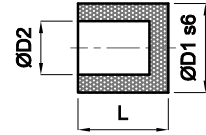


MICRO VALVOLA GAS
MICRO BREATHING CELL
MIKROGASVENTILE

EVA-S

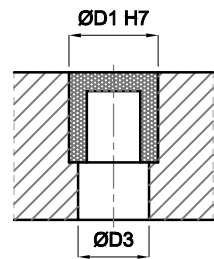
Acciaio: Inossidabile
Steel: Stainless
Stahl: Rostfrei

Specifiche: Passaggio gas: 0.03mm
Specifications: Gas passing: 0.03 mm
Spezifikationen: Größe Gas: 0.03 mm



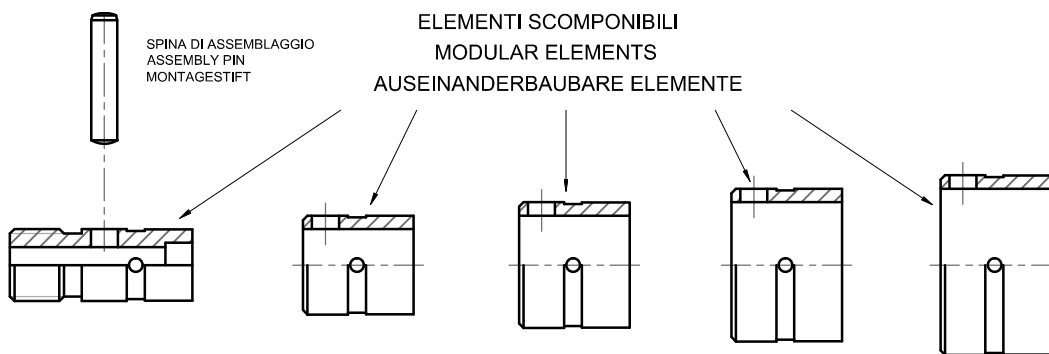
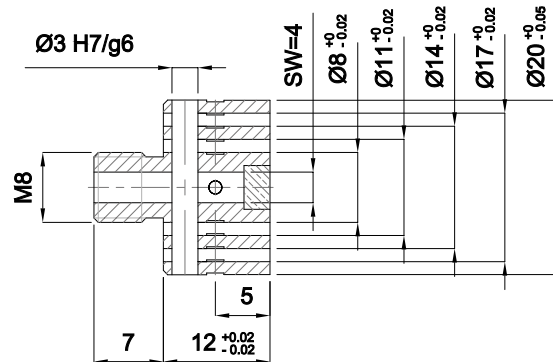
D1	L	D2	D3
3	10	2	2
4	10	2	2
5	10	2	3
6	10	3	4
8	10	4	6
10	10	6	8
12	12	6	10

Esempio di ordinativo: D1 **Order example:** D1 **Bestellbeispiel:** D1



INSERTO PER SFOGO GAS
INSERT FOR GAS VENT
FORMEINSATZ FÜR GASABLAß

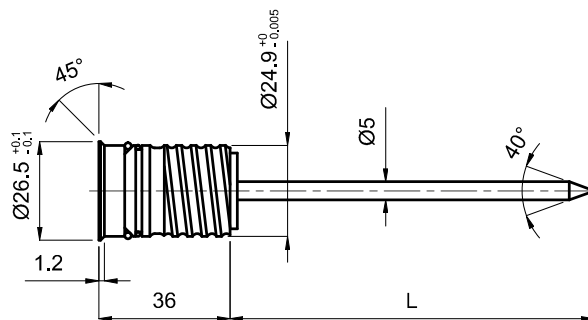
ISG



Esempio di ordinativo: ISG **Order example:** ISG **Bestellbeispiel:** ISG

VALVOLA PER L'ARIA A SPILLO
NEEDLE AIR VALVE
 NADELLUFTVENTIL

VASP



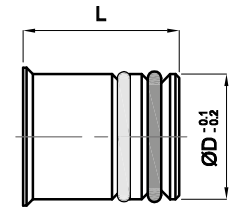
COD.	L
25	100
25	200

Esempio di ordinativo: Codice x L **Order example:** Code x L **Bestellbeispiel:** Code x L

TAPPO RAPIDO
QUICK PLUG
 UERSCHUSSTOPFEN

ETR

Materiale: Acciaio + Viton
Material: Steel + Viton
Werkstoff: Stahl + Viton



standard	D	L
	6,5	7
8,5	9	
10,5	12,5	
12,5	12,5	
14,5	12,5	

serie F	D	L
	6	7
8	9	
10	12,5	
11	12,5	
11,5	12,5	
12	12,5	
14	12,5	

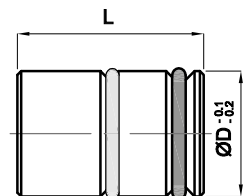
serie F	D	L
	15	12,5
16	13	
18	13	
19	13	
20	13	
25	13	

Esempio di ordinativo: D **Order example:** D **Bestellbeispiel:** D

TAPPO DEVIATORE
DIVERTER PLUG
 UMLEITSTOPFEN

ETRI

Materiale: Acciaio + Viton
Material: Steel + Viton
Werkstoff: Stahl + Viton



serie F	D	L
	6	10 / 12
8	10 / 14	
10	13,5 / 16	
11	16	
11,5	16	
12	16	
14	16	

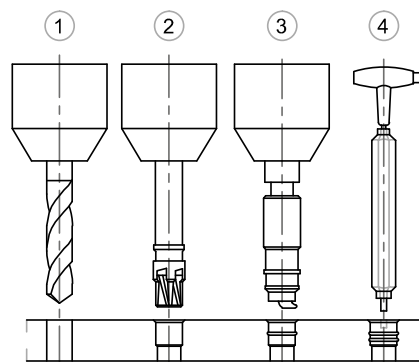
serie F	D	L
	15	16
16	21	
18	21	
19	21	
20	21	
25	21	

Esempio di ordinativo: D **Order example:** D **Bestellbeispiel:** D



ATTREZZATURA PER INSTALLAZIONE
 EQUIPMENT FOR INSTALLATION
 AUSRÜSTUNG ZUR INSTALLATION

ETR / ETRI / RF / RFP / RL



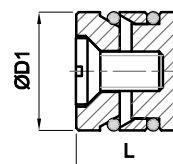
standard	COD.			serie F	COD.				
	COD.	COD.	COD.		COD.	COD.	COD.	COD.	COD.
	CS-6	CS-10-12	CS-10-12-14		CSF-8	CSF-15	CSF-10-11,5	CSF-11,5-12	CSF-10-12-15
	CS-8	CS-10-14			CSF-10	CSF-16	CSF-10-12	CSF-11,5-14	CSF-10-12-16
	CS-10	CS-12-14			CSF-11	CSF-18	CSF-10-14	CSF-12-14	CSF-10-12-17
	CS-12				CSF-11,5	CSF-19	CSF-11-11,5	CSF-16-20	CSF-10-12-18
	CS-14				CSF-12	CSF-20	CSF-11-12	CSF-16-25	CSF-10-12-19
					CSF-14	CSF-25	CSF-11-14	CSF-20-25	CSF-10-20-25

Esempio di ordinativo: Cassetta + COD **Order example:** Drawer + COD **Bestellbeispiel:** Kasten + COD

TAPPO PER CIRCUITI RAFFREDDAMENTO
 PLUG FOR COOLING CIRCUITS
 STECKER FÜR KÜHLKREISLÄUFE

ETL

Materiale: Acciaio + Viton
Material: Steel + Viton
Werkstoff: Stahl + Viton



D1	L
6	10
8	11
10	11
12	11
16	13

Esempio di ordinativo: D1 **Order example:** D1 **Bestellbeispiel:** D1

TAPPO DI CHIUSURA
SHUT-OFF SCREW
VERSCHLUSSSCHRAUBE

ETT

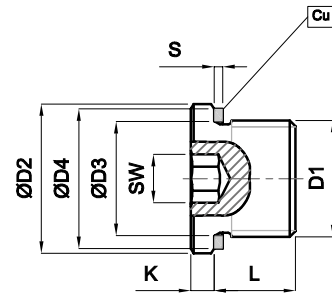
DIN 908

Materiale: Acciaio
Material: Steel
Werkstoff: Stahl

Rivestimento: Zincato
Coating: Zinc plated
Überzug: Verzinkt

Specifiche: Con guarnizione in rame
Specifications: With gasket in copper
Spezifikationen: Mit Dichtung aus Kupfer

Classe di resistenza: 5.8 (500 N/mm²)
Property class: 5.8 (500 N/mm²)
Widerstandsfähigkeit: 5.8 (500 N/mm²)



D1	D2	L	K	SW	D3	D4	S
M8 x 1	12	8	3	4	8,3	11,5	1
M10 x 1	14	8	3	5	10,3	13,5	1
M12 x 1.5	17	12	3	6	12,3	16	1,5
M14 x 1.5	19	12	3	6	14,3	18	1,5
M16 x 1.5	21	12	3	8	16,3	20	1,5
M18 x 1.5	23	12	4	8	18,3	22	1,5
M20 x 1.5	25	14	4	10	20,3	24	1,5

D1	D2	L	K	SW	D3	D4	S
1/8"	14	8	3	6	10	13,5	1
1/4"	18	12	3	6	13,4	18	1,5
3/8"	22	12	3	8	17	21	1,5
1/2"	26	14	4	10	21,3	26	1,5
3/4"	32	16	4	12	26,7	32	2
1"	39	16	5	17	33,5	39	2

Esempio di ordinativo: D1 **Order example:** D1 **Bestellbeispiel:** D1

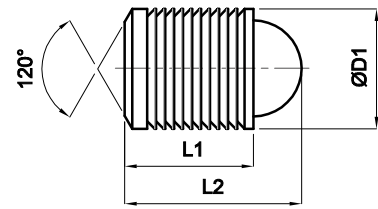
TAPPO ESPANDIBILE CON SFERA
 EXPANDABLE PLUG WITH SPHERE
 ERWEITERBAR STECKER MIT BALL

ETQ

Materiale: Acciaio
Material: Steel
Werkstoff: Stahl

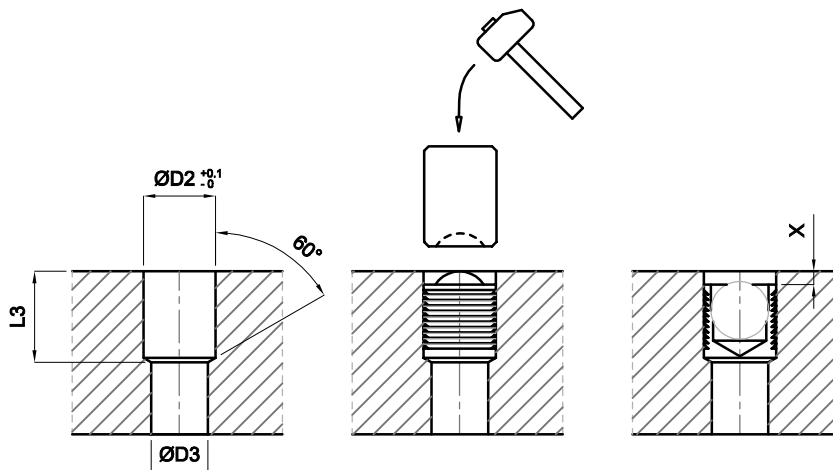
Acciaio: Disponibili in acciaio INOX
Steel: Available in stainless steel
Stahl: Erhältlich in Edelstahl

Durezza: Sfera: 55HRC
Hardness: Sphere: 55HRC
Härte: Kugel: 55HRC



D1	L1	L2	D2	D3 MAX	L3 MIN	X
6	6,5	8,7	6	5,3	6,3	0,2 ÷ 0,5
8	8,5	11,6	8	7,4	8,3	0,2 ÷ 0,5
10	11	15,2	10	9,4	10,8	0,2 ÷ 0,5
12	13	17,9	12	10,6	12,8	0,2 ÷ 0,5
14	15	20,6	14	12,7	14,5	0,2 ÷ 0,5
16	17	23,4	16	14,7	16,5	0,3 ÷ 0,7
18	19	26,4	18	16,7	18,5	0,3 ÷ 0,7
20	22	30,1	20	18,7	21,5	0,5 ÷ 0,9
22	25	34	22	20,7	24,5	0,5 ÷ 0,9

Note: Rimuovere il tappo forando e filettando la sfera. Sostituire sempre con uno di diametro maggiore.
Notes: Remove the cap by drilling and tapping the ball. Always replace with a larger diameter one.
Aufzeichnungen: Die Kappe durch Bohren und Gewindeschneiden den Ball. Entfernen einem größeren Durchmesser.



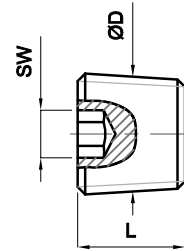
Esempio di ordinativo: D1 **Order example:** D1 **Bestellbeispiel:** D1

TAPPO CONICO
CONICAL PLUG
KEGELVERSCHLUSSSCHRAUBE

ETP

Materiale: ETP-A Acciaio brunito
Material: ETP-A Burnished steel
Werkstoff: ETP-A Brünierter Stahl

Materiale: ETP-O Ottone
Material: ETP-O Brass
Werkstoff: ETP-O Messing



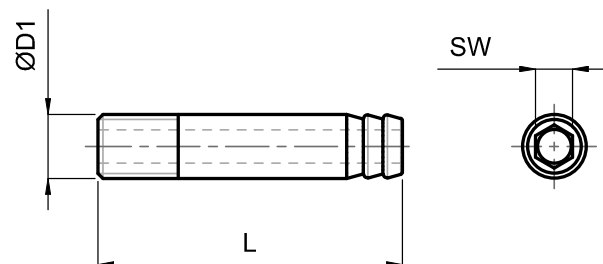
COD	D	L	SW
ETP-A	1/8" GAS	9,5	3/16"
ETP-A	1/4" GAS	12,7	1/4"
ETP-A	3/8" GAS	14,3	5/16"
ETP-A	1/2" GAS	17,4	3/8"
ETP-O	1/8" GAS	8	5,1
ETP-O	1/4" GAS	10	7,1
ETP-O	3/8" GAS	10	8,1
ETP-O	1/2" GAS	10	10,1

Esempio di ordinativo: Codice x D **Order example:** Code x D **Bestellbeispiel:** Code x D

RACCORDI CE SERIE NORMALE
CE HOSE COUPLER NORMAL TYPE
CE-ANSCHLUSSSTÜCK STANDARD

ERF

Materiale: Ferro zincato
Material: Zinc coated iron
Werkstoff: Verzinktem Eisen

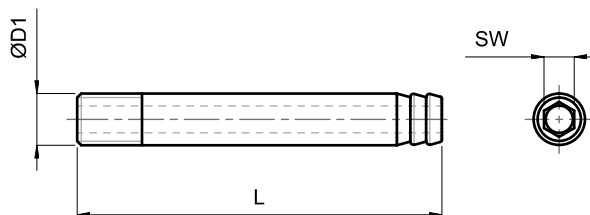


D1	SW	L
1/8" GAS	4	40
1/4" GAS	6	50

Esempio di ordinativo: D1 **Order example:** D1 **Bestellbeispiel:** D1

RACCORDI CE SERIE LUNGA
CE HOSE COUPLER LONG TYPE
 CE-ANSCHLUSSSTÜCK SERIE LANG

ERO



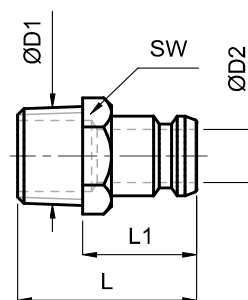
Materiale: Ottone
Material: Brass
Werkstoff: Messing

D1	SW	L		
		100	125	150
1/8" GAS	6	-	-	-
1/4" GAS	6	-	-	-

Esempio di ordinativo: D1xL **Order example:** D1xL **Bestellbeispiel:** D1xL

INNESTO RAPIDO
QUICK COUPLING
 SCHNELLKUPPLUNG

EIR



Materiale: Ottone
Material: Brass
Werkstoff: Messing

COD.	D1	D2	L1	L	SW
EIR 6	1/8" GAS	6	20	28	11
EIR 6	M 10	6	20	28	11
EIR 6	1/4" GAS	6	20	28	14
EIR 9	1/4" GAS	9	18,5	29	14
EIR 9	3/8" GAS	9	18,5	29	17
EIR 9	1/2" GAS	9	18,5	29	22

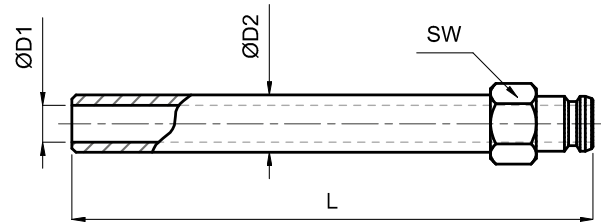
Esempio di ordinativo: Codice x D1 **Order example:** Code x D1 **Bestellbeispiel:** Code x D1



PROLUNGA INNESTO RAPIDO
QUICK COUPLING EXTENSION
VERLÄNGERUNG SCHNELLKUPPLUNG

EPR

Materiale: Ottone
Material: Brass
Werkstoff: Messing



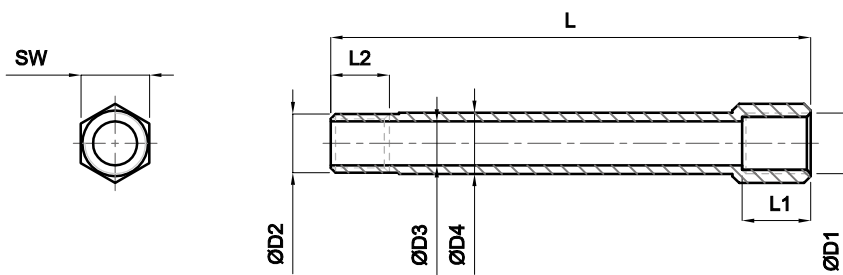
COD.	D1	D2	SW	L
EPR 6	6	10	14	120
				240
				360
EPR 9	9	14	17	150
				300
				450

Esempio di ordinativo: Codice x L **Order example:** Code x L **Bestellbeispiel:** Code x L

PROLUNGA FILETTATA
 THREADED EXTENSION
 GEWINDEVERLÄNGERUNG

EPRF

Materiale: Ottone
Material: Brass
Werkstoff: Messing



COD.	D1	D2	D3	D4	L1	L2	SW	L					
								50	75	100	125	200	250
EPRF-1	1/8"	1/8"	6	10,5	11	12	14	-	-	-	-	-	-
EPRF-2	1/4"	1/8"	6	10,5	13	12	17	-	-	-	-	-	-
EPRF-3	1/8"	1/4"	8,5	13,8	11	12	14	-	-	-	-	-	-
EPRF-4	1/4"	1/4"	8,5	13,8	13	12	17	-	-	-	-	-	-
EPRF-5	3/8"	1/4"	8,5	13,8	15	12	21	-	-	-	-	-	-
EPRF-6	3/8"	3/8"	10,5	17,5	15	12	21	-	-	-	-	-	-
EPRF-7	1/4"	3/8"	8,5	17,5	13	12	19	-	-	-	-	-	-

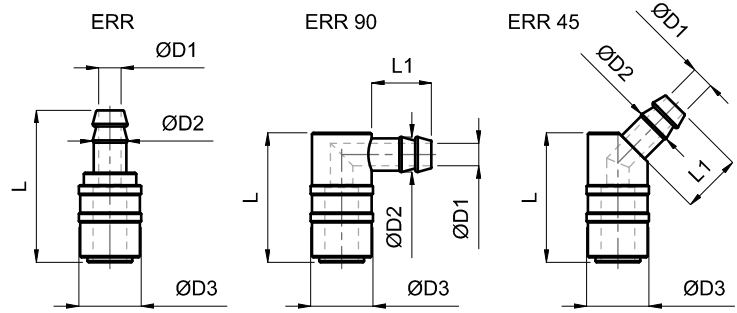
Esempio di ordinativo: Codice x L **Order example:** Code x L **Bestellbeispiel:** Code x L

RACCORDO RAPIDO
HOSE COUPLER
SCHNELLANSCHLUSS

ERR

Materiale: Ottone
Material: Brass
Werkstoff: Messing

Specifiche: A richiesta vengono forniti con guarnizioni in Viton.
Specification: On request can be supplied Viton gaskets.
Spezifikationen: Die Schnellanschlüsse können mit oder ohne Rückschlagventil geliefert werden, auf Anfrage Viton.



COD.	D1	D2	D3	L	L1	CON VALVOLA	SENZA VALVOLA
						WITH VALVE MIT VENTIL	WITHOUT VALVE OHNE VENTIL
ERR 6	6	10	18	47	-	-	-
ERR 9	9	14	25	61	-	-	-
ERR 90 6	6	10	18	41	18	-	-
ERR 90 9	9	14	25	52	24	-	-
ERR 45 6	6	10	18	41	18	-	-
ERR 45 9	9	14	25	52	24	-	-

Esempio di ordinativo: Codice x D1 x Con/Senza Valvola

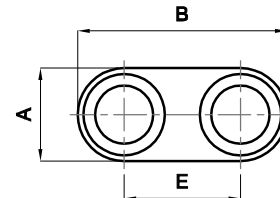
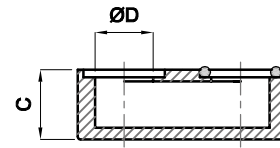
Order example: Code x D1 x With/Without Valve **Bestellbeispiel:** Code x D1 x Mit/Ohne Ventil

DEVIATORE DI FLUSSO
DEFLECTING ELEMENT
 UMLENKELEMENT

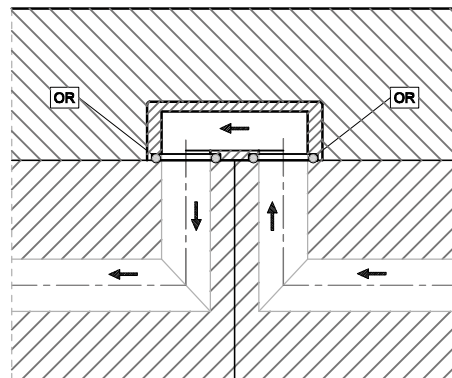
DEV-1

Materiale: Peek TM + Viton
Material: Peek TM + Viton
Werkstoff: Peek TM + Viton

Specifiche: Temperatura massima di utilizzo: 200°C
Specifications: Maximum operating temperature: 200°C
Spezifikationen: Max. Betriebstemperatur: 200°C



A	B	C	D	E
12	28	9	6	16
14	32	11	8	18
16	36	12	10	20
18	40	15	12	22



Esempio di ordinativo: D **Order example:** D **Bestellbeispiel:** D

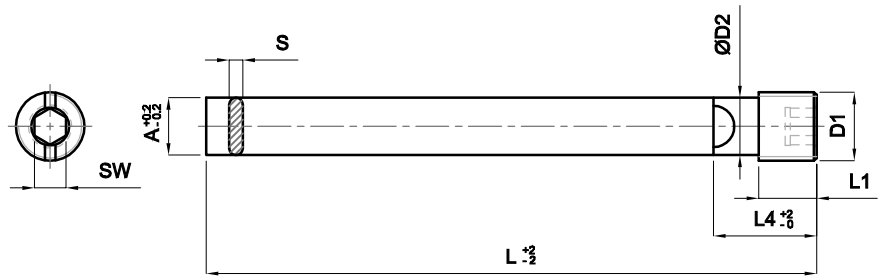
DEFLETTORE RAFFREDDAMENTO

BAFFLE PLUG

UMLENKBLECH STECKER

RAP

Materiale: Ottone
Material: Brass
Werkstoff: Messing



Ø: Diametro foro raffreddamento / Cooling drill diameter / Kühlbohrerdurchmesser

D1	L	A	D2	L1	L4	S	SW	Ø
1/8"	100	8,2	8,2	7	11	1,6	5	8,5
1/8"	200	8,2	8,2	7	11	1,6	5	8,5
1/4"	125	11,2	11,2	9	13	2,4	6	11,5
1/4"	250	11,2	11,2	9	13	2,4	6	11,5
3/8"	150	14,7	14,7	11	14	2,4	8	15
3/8"	300	14,7	14,7	11	14	2,4	8	15
1/2"	200	18,2	18,2	12	16	2,4	10	18,5
1/2"	400	18,2	18,2	12	16	2,4	10	18,5
3/4"	300	23,2	23,2	14	18	3,2	14	23,5
3/4"	500	23,2	23,2	14	18	3,2	14	23,5

D1	L	A	D2	L1	L4	S	SW	Ø
M8	100	6,2	6,2	6	10	2	4	6,5
M8	200	6,2	6,2	6	10	2	4	6,5
M10	100	8,2	8,2	7	11	2	5	8,5
M10	200	8,2	8,2	7	11	2	5	8,5
M12	100	10,2	10,2	8	12	2	6	10,5
M12	200	10,2	10,2	8	12	2	6	10,5
M14	200	11,2	11,2	10	14	2	6	11,5

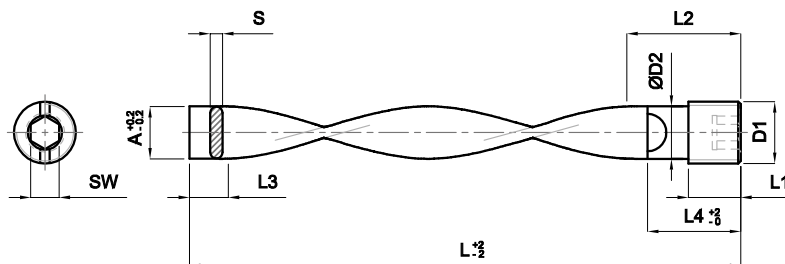
Esempio di ordinativo: D1xL **Order example:** D1xL **Bestellbeispiel:** D1xL

DEFLETTORE RAFFREDDAMENTO A SPIRALE

BAFFLE PLUG SPIRAL SHAPED

UMLENKBLECH STECKER SPIRALFORM

RAS



Materiale: Ottone
Material: Brass
Werkstoff: Messing

Note: Migliorano lo scambio termico creando turbolenza nel flusso refrigerante
Notes: Improve heat exchange creating turbulence in the coolant flow
Aufzeichnungen: Verbessern Wärmeaustausch Verwirbelung des Kühlmittelstroms

Ø: Diametro foro raffreddamento / Cooling drill diameter / Kühlbohrerdurchmesser

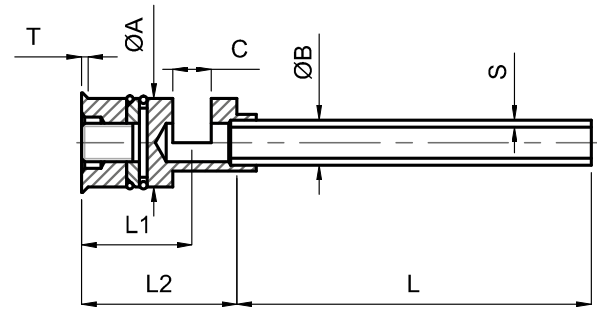
D1	L	A	D2	L1	L2	L3	L4	S	SW	Ø
1/16"	101	6,5	6,5	7	51	5	11	1,6	5	6,5
1/16"	203	6,5	6,5	7	102	10	11	1,6	5	6,5
1/8"	101	8,5	8,5	7	51	5	11	1,6	5	8,5
1/8"	203	8,5	8,5	7	102	10	11	1,6	5	8,5
1/4"	127	11,5	11,5	9	51	5	13	2,4	6	11,5
1/4"	254	11,5	11,5	9	102	10	13	2,4	6	11,5
3/8"	152	15	15	11	51	5	14	2,4	8	15
3/8"	305	15	15	11	102	20	14	2,4	8	15
1/2"	203	18,5	18,5	12	76	10	16	2,4	10	18,5
1/2"	402	18,5	18,5	12	127	30	16	2,4	10	18,5
3/4"	302	23,5	23,5	14	102	20	18	3,2	14	23,5
3/4"	502	23,5	23,5	14	153	30	18	3,2	14	23,5
1"	402	23,5	23,5	14	127	30	18	3,2	14	28,5
1"	602	23,5	23,5	14	203	30	18	3,2	14	28,5

D1	L	A	D2	L1	L2	L3	L4	S	SW	Ø
M8	100	6,2	6,2	6	51	5	10	2	4	6,5
M8	200	6,2	6,2	6	102	10	10	2	4	6,5
M10	100	8,2	8,2	7	51	5	11	2	5	8,5
M10	200	8,2	8,2	7	102	10	11	2	5	8,5
M12	100	10,2	10,2	8	51	5	12	2	6	10,5
M12	200	10,2	10,2	8	102	10	12	2	6	10,5
M14	200	11,2	11,2	10	102	10	14	2	6	11,5

Esempio di ordinativo: D1xL **Order example:** D1xL **Bestellbeispiel:** D1xL

RAFFREDDATORE A FONTANA
FOUNTAIN COOLER
HÜHLDÜSE

RF



standard	COD.	ØA	T	ØB			S	C	L1	L2	L			
				2	3	4					150	300	450	600
	RF-8	8,5	1	2	3	4	0,25	4	13,5	18	150	300	450	600
	RF-10	10,5	1	2,5	3	4	0,25	5	16	22	150	300	450	600
	RF-12	12,5	1	6			0,5	5	16,5	23	150	300	450	600
	RF-14	14,5	1	7			0,5	6	17	24	150	300	450	600

serie F	COD.	ØA	T	ØB			S	C	L1	L2	L			
				2	3	4					150	300	450	600
	RF-8F	8	1	2	3	4	0,25	4	13,5	18	150	300	450	600
	RF-10F	10	1	2,5	3	4	0,25	5	16	22	150	300	450	600
	RF-12F	12	1	6			0,5	5	16,5	23	150	300	450	600
	RF-14F	14	1	7			0,5	6	17	24	150	300	450	600
	RF-16F	16	1,2	8			0,5	8	19	27	150	300	450	600
	RF-20F	20	1,2	12			1	10	20	29	150	300	450	600
	RF-25F	25	1,2	15			1	12	22	33	150	300	450	600

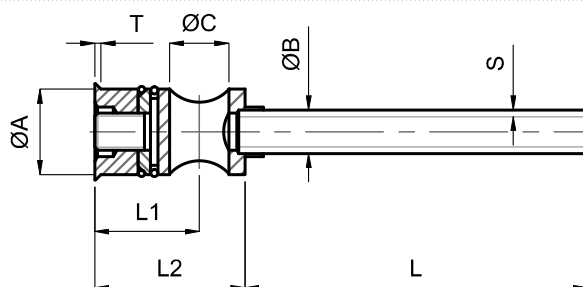
Esempio di ordinativo: Codice x B x L **Order example:** Code x B x L **Bestellbeispiel:** Code x B x L

RAFFREDDATORE A FONTANA IN PARALLELO

PARALLEL FOUNTAIN COOLER

PARALLEL-KÜHLWASSERVERTEILER

RFP



standard	COD.	ØA	T	ØB			S	C	L1	L2	L			
				2	3	4					150	300	450	600
	RFP-8	8,5	1	2	3	4	0,25	5,5	13,5	18	150	300	450	600
	RFP-10	10,5	1	2,5	3	4	0,25	7	16	22	150	300	450	600
	RFP-12	12,5	1	6			0,5	8	16,5	23	150	300	450	600
	RFP-14	14,5	1	7			0,5	10	17	24	150	300	450	600

serie F	COD.	ØA	T	ØB			S	C	L1	L2	L			
				2	3	4					150	300	450	600
	RFP-8F	8	1	2	3	4	0,25	5,5	13,5	18	150	300	450	600
	RFP-10F	10	1	2,5	3	4	0,25	7	16	22	150	300	450	600
	RFP-12F	12	1	6			0,5	8	16,5	23	150	300	450	600
	RFP-14F	14	1	7			0,5	10	17	24	150	300	450	600
	RFP-16F	16	1,2	8			0,5	12	19	27	150	300	450	600
	RFP-20F	20	1,2	12			1	14	20	29	150	300	450	600
	RFP-25F	25	1,2	15			1	16	22	33	150	300	450	600

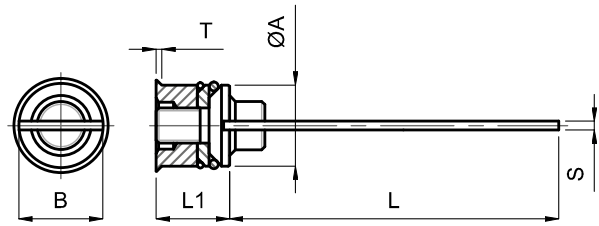
Esempio di ordinativo: Codice x B x L **Order example:** Code x B x L **Bestellbeispiel:** Code x B x L

RAFFREDDATORE A LAMA CON O-RING

BLADE COOLER WITH O-RING

UMLENKSTEG MIT O-RING

RL



standard

COD.	ØA	T	S	B	L1	L		
RL-6	6,5	0,7	1	6	7,5	100	200	300
RL-8	8,5	1	1	8	9	100	200	300
RL-10	10,5	1	1	10	12,5	100	200	300
RL-12	12,5	1	1	12	12,5	100	200	300
RL-14	14,5	1	1	14	12,5	100	200	300

serie F

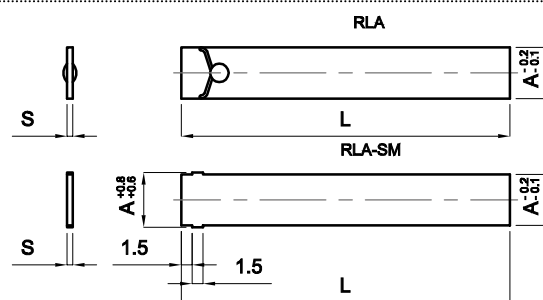
COD.	ØA	T	S	B	L1	L			
RL-6F	6	0,7	1	6	7,5	100	200	300	
RL-8F	8	1	1	8	9	100	200	300	
RL-10F	10	1	1	10	12,5	100	200	300	
RL-12F	12	1	1	12	12,5	100	200	300	
RL-14F	14	1	1	14	12,5	100	200	300	
RL-1550F	16	1,2	1	15,5	13,5	150	300	450	600
RL-16F	16	1,2	1	16	13,5	150	300	450	600
RL-1950F	20	1,2	1	19,5	13,5	150	300	450	600
RL-20F	20	1,2	1	20	13,5	150	300	450	600
RL-2450F	25	1,2	1	24,5	13,5	150	300	450	600
RL-25F	25	1,2	1	25	13,5	150	300	450	600

Esempio di ordinativo: Codice x L **Order example:** Code x L **Bestellbeispiel:** Code x L

RAFFREDDATORE A LAMA AUTOBLOCCANTE

PLUG BAFFLE
UMLENKSTEG

RLA



standard

COD.	A	S	L		
RLA-10	10	1	18	100	200
RLA-12	12	1	20	100	200
RLA-14	14	1	22	100	200
RLA-16	16	1	24	150	300
RLA-20	20	1	26	150	300
RLA-25	25	1	28	150	300

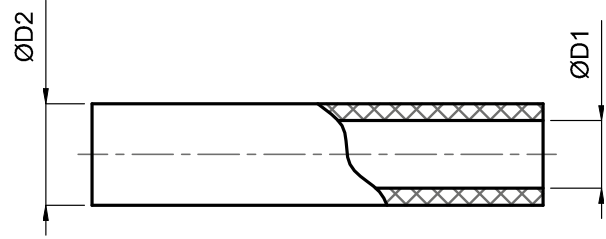
senza molletta - no spring - keine Feder

COD.	A	S	L		
RLA-8SM	8	1	16	100	200
RLA-10SM	10	1	18	100	200
RLA-12SM	12	1	20	100	200
RLA-14SM	14	1	22	100	200
RLA-16SM	16	1	24	150	300
RLA-20SM	20	1	26	150	300
RLA-25SM	25	1	28	150	300

Esempio di ordinativo: Codice x L **Order example:** Code x L **Bestellbeispiel:** Code x L

TUBO PVC
PVC HOSE
PVC-SCHLAUCH

EPVC



Materiale: PVC plastificato cristallo con armatura
Material: Plastic reinforced crystal PVC
Werkstoff: Kristallklarer PVC-Schlauch mit Bewehrung


Specifiche: Pressione massima 15 BAR
Specifications: Maximum pressure 15 BAR
Spezifikationen: Druck maximum 15 BAR

COD	D1	D2	MATERIALE	COLORE	°C MAX
			MATERIAL WERKSTOFF	COLOR FARBE	
PVC9	9	16	PVC	○	60
PVC12	13	21	PVC	○	60
PVC12B	13	21	PVC	●	60
PVC12R	13	21	PVC	●	60
PVC9R	9	16	PVC	●	60
PVC9B	9	16	PVC	●	60
PVCV9	9	16	VITON	●	200
PVCV12	13	21	VITON	●	200

Esempio di ordinativo: D1 **Order example:** D1 **Bestellbeispiel:** D1

GUARNIZIONE IN TEFLON PER RACCORDI E TAPPI
SEALING TEFLON BAND
TEFLON-DICHTUNGEN FÜR ANSCHLÜSSE UND VERSCHLUSSSTOPFEN

TEFLON

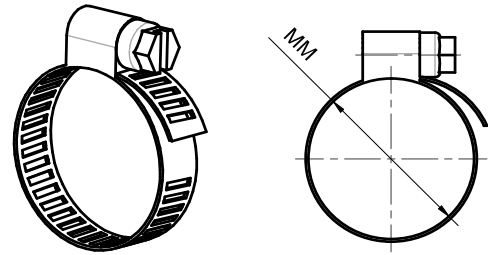


Nastro in rotoli
Tape in rolls
Rollenband

Esempio di ordinativo: Teflon **Order example:** Teflon **Bestellbeispiel:** Teflon

FASCETTA STRINGITUBO
HOSE CLAMP
SCHLAUCHSCHELLE

EFS

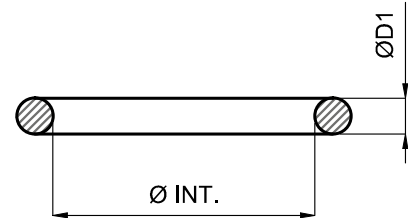


MM

12-20

14-24

Esempio di ordinativo: mm **Order example:** mm **Bestellbeispiel:** mm



Materiale: EOR = NBR / EORV = VITON
Material: EOR = NBR / EORV = VITON
Werkstoff: EOR = NBR / EORV = VITON

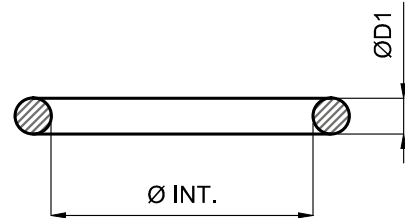
Ø D1 1,78		Ø D1 1,78		Ø D1 2,62		Ø D1 2,62		Ø D1 3,53		Ø D1 3,53	
Ø INT.	COD.	Ø INT.	COD.	Ø INT.	COD.	Ø INT.	COD.	Ø INT.	COD.	Ø INT.	COD.
1,78	2007	75,92	2300	29,82	3118	152,07	3600	39,69	144	94,84	4375
2,57	2010	82,27	2325	31,42	3125	158,42	3625	40,86	4162	98,02	4387
2,90	2012	88,62	2350	32,99	3131	164,77	3650	41,28	146	101,19	4400
3,69	2015	94,97	2375	34,60	3137	171,12	3675	42,86	147	104,37	4412
4,48	2018	101,37	2400	36,14	3143	177,47	3700	44,04	4175	107,54	4425
5,28	2021	107,67	2425	37,77	3150	183,82	3725	44,95	149	110,72	4437
6,07	2025	114,02	2450	39,34	3156	190,17	3750	46,04	150	113,89	4450
6,75	106	120,37	2475	40,95	3162	196,52	3775	47,22	4187	117,07	4462
7,66	2031	126,72	2500	42,52	3168	202,87	3800	47,63	152	120,24	4475
8,73	108	133,07	2525	44,12	3175	209,22	3825	49,21	153	123,42	4487
9,25	2037			45,69	3181	215,57	3850	50,39	4200	126,59	4500
10,82	2043			47,30	3187	221,92	3875	50,80	155	129,77	4512
11,11	114	Ø D1 2,62		48,89	3193	228,27	3900	52,39	156	132,94	4525
12,42	2050	Ø INT.	COD.	50,47	3200	234,62	3925	53,57	4212	136,12	4537
14,00	2056			52,07	3206	240,97	3950	53,98	158	139,29	4550
15,60	2062	5,23	3021	53,65	3212	247,32	3975	55,56	159	142,47	4562
17,17	2068	6,02	3024	55,25	3218			56,74	4225	145,64	4575
18,77	2075	7,60	3030	56,82	3225	Ø D1 3,53		57,15	161	148,82	4587
20,35	2081	9,19	3037	58,42	3231	Ø INT.	COD.	58,74	162	151,99	4600
21,95	2087	9,92	112	60,00	3237			59,92	4237	158,34	4625
23,52	2093	10,78	3043	61,60	3243	9,12	4036	60,33	164	164,69	4650
25,12	2100	11,91	115	63,17	3250	10,69	4042	61,91	165	171,04	4675
29,70	2106	12,37	3050	64,77	3256	12,29	4050	63,09	4250	177,39	4700
28,30	2112	13,10	117	66,35	3262	13,87	4055	63,50	167	183,74	4725
29,87	2118	13,95	3056	67,95	3268	15,47	4061	65,09	168	190,09	4750
31,47	2125	15,08	119	69,52	3275	17,04	4067	66,27	4262	196,44	4775
33,05	2131	15,54	3062	71,12	3281	18,64	4075	66,68	170	202,79	4800
34,65	2137	15,88	121	72,69	3287	20,22	4081	68,26	171	209,14	4825
37,82	2150	17,13	3068	75,87	3300	21,82	4087	69,44	4275	215,49	4850
41,00	2162	17,86	123	82,22	3325	23,40	4093	69,85	173	221,84	4875
44,17	2175	18,72	3075	88,57	3350	24,99	4100	71,44	174	228,19	4900
47,35	2187	20,21	3081	94,92	3375	25,80	134	72,62	4287	234,54	4925
50,52	2200	20,63	128	101,27	3400	26,58	4106	73,03	176	240,89	4950
53,70	2212	21,89	3087	107,62	3425	28,17	4112	74,61	177	247,24	4975
56,87	2225	22,22	130	113,97	3450	29,75	4118	75,80	4300	253,59	41000
60,05	2237	23,47	3093	120,32	3475	31,34	4125	78,97	4312	266,29	41050
63,22	2250	23,81	132	126,67	3500	32,93	4131	82,14	4325	278,99	41100
66,40	2262	25,07	3100	133,02	3525	34,52	4137	85,32	4337	291,69	41150
69,57	2275	26,65	3106	139,37	3550	36,10	4143	88,50	4350	304,39	41200
72,75	2287	28,25	3112	145,72	3575	37,69	4150	91,67	4362	329,79	41300

Esempio di ordinativo: Codice **Order example:** Code **Bestellbeispiel:** Code

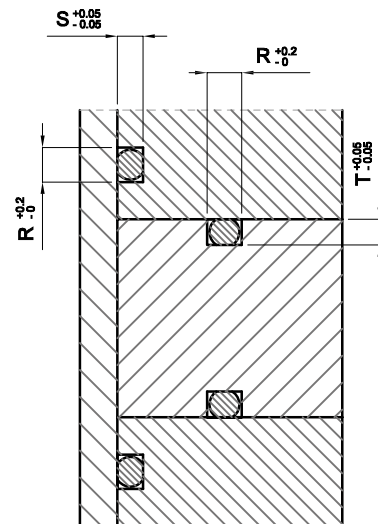


ANELLO OR
O-RING
O-RING

EOR/EOR-V



Ø D1 3,53		Ø D1 5,34		Ø D1 5,34		Ø D1 7,00		Ø D1 7,00	
Ø INT.	COD.	Ø INT.	COD.	Ø INT.	COD.	Ø INT.	COD.	Ø INT.	COD.
355,19	41400	79,77	181	240,66	6945	151,77	8600	380,37	81500
380,59	41500	81,92	6325	247,01	6975	155,60	223	393,07	81550
405,26	41600	85,09	6337	253,36	6995	158,12	8625	405,26	81600
430,66	41700	88,27	6350	266,06	61050	159,50	225	417,96	81650
456,06	41800	89,69	185	278,76	61100	161,90	226	430,66	81700
		91,44	6362	291,46	61150	164,47	8650	443,36	81750
		94,62	6375	304,16	61200	166,69	228	456,06	81800
		97,79	6387	329,56	61300	168,30	229	468,76	81850
		100,00	189	354,96	61400	170,82	8675	481,46	81900
		100,97	6400	380,36	61500	174,60	231	494,16	81950
		104,14	6412	405,26	61600	177,17	8700	506,86	82000
		107,32	6425	430,66	61700	181,00	233	532,26	82100
		109,50	193	456,06	61800	183,52	8725	557,66	82200
		110,49	6437	481,41	61900	187,30	235	582,68	82300
		113,67	6450	506,81	62000	189,87	8750	608,08	82400
		117,50	199	532,20	62100	193,70	237	633,48	82500
		120,70	201	557,61	62200	196,22	8775	658,88	82600
		123,80	203	582,68	62300	200,00	239		
		127,00	206	608,08	62400	205,57	8800		
		130,20	208	633,48	62500	208,92	8825		
		133,40	210	658,88	62600	215,27	8850		
		136,50	213			221,61	8875		
		139,70	215			227,97	8900		
		142,90	217			234,30	8925		
		146,10	219			240,67	8950		
		149,20	221			247,00	8975		
		151,76	6600			253,37	81000		
		158,11	6625			259,70	81025		
		164,46	6645			266,07	81050		
		170,82	6670			272,40	81075		
		177,16	6700			278,77	81100		
		183,51	6720			285,10	81125		
		189,86	6745			291,47	81150		
		196,21	6775			297,80	81175		
		202,56	6795			304,17	81200		
		208,91	6820			316,87	81250		
		215,26	6850			329,57	81300		
		221,61	6870			342,27	81350		
		227,96	6895			354,97	81400		
		234,31	6920			367,67	81450		



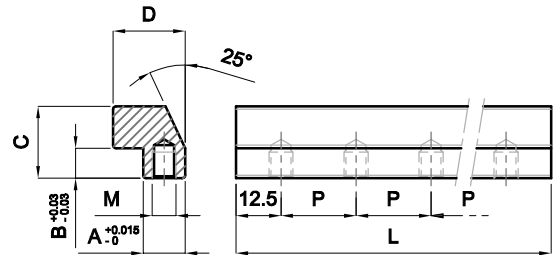
D1	R	S	T
1,78	2,2	1,5	1,7
2,62	3,3	2,1	2,3
3,53	4,4	2,9	3,1
5,34	6,6	4,5	4,8
7	8,8	6	6,4

Esempio di ordinativo: Codice **Order example:** Code **Bestellbeispiel:** Code

CUNEO DI CONTRASTO
CONTRAST WEDGE
GEGENDRUCKKEIL

CCZ / CCX

Acciaio: Acciaio temperato
Steel: Tempered steel
Stahl: Gehärtet Stahl



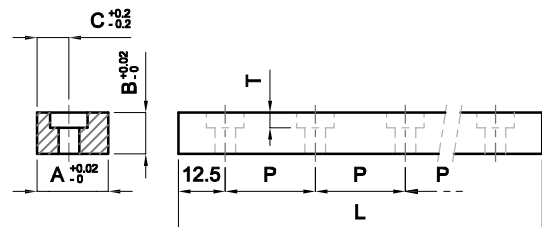
COD.	A	B	C	D	M	P	L		
CCZ	14	10	24	24	8	25	300	400	500
CCX	20	12	34	34	10	25	300	400	500

Esempio di ordinativo: Codice x L **Order example:** Code x L **Bestellbeispiel:** Code x L

GUIDA PIANA
FLAT GUIDE
FLACHFÜHRUNG

GPZ / GPX

Acciaio: Acciaio temperato
Steel: Tempered steel
Stahl: Gehärtet Stahl



Specifiche: Viti con testa bassa
Specification: Screws with thin head
Spezifikationen: Schrauben mit Abgestützten Kopf

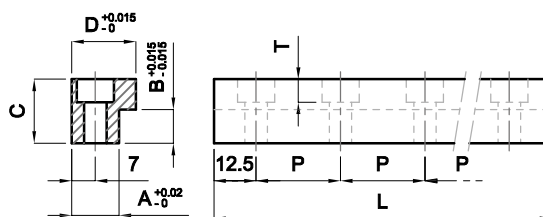
COD.	A	B	C	VITE - SCREW - SCHRAUBEN	T	P	L		
GPZ	17	6	7,5	M5	4	25	300	400	500
GPX	22	9	10	M6	5	25	300	400	500

Esempio di ordinativo: Codice x L **Order example:** Code x L **Bestellbeispiel:** Code x L

GUIDA **a L**
L-GUIDE
L-FÜHRUNG

GLZ / GLX

Acciaio: Acciaio temperato
Steel: Tempered steel
Stahl: Gehärtet Stahl



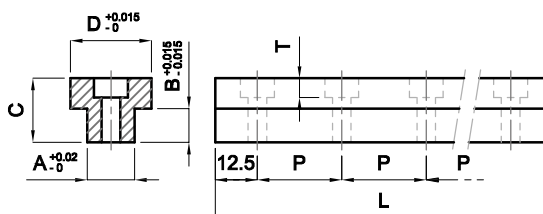
COD.	A	B	C	D	VITE - SCREW - SCHRAUBEN	T	P	L		
GLZ	14	10	19	19	M6	6,5	25	300	400	500
GLX	14	14	24	19	M6	6,5	25	300	400	500

Esempio di ordinativo: Codice x L **Order example:** Code x L **Bestellbeispiel:** Code x L

GUIDA **a T**
T-GUIDE
T-FÜHRUNG

GTZ / GTX

Acciaio: Acciaio temperato
Steel: Tempered steel
Stahl: Gehärtet Stahl

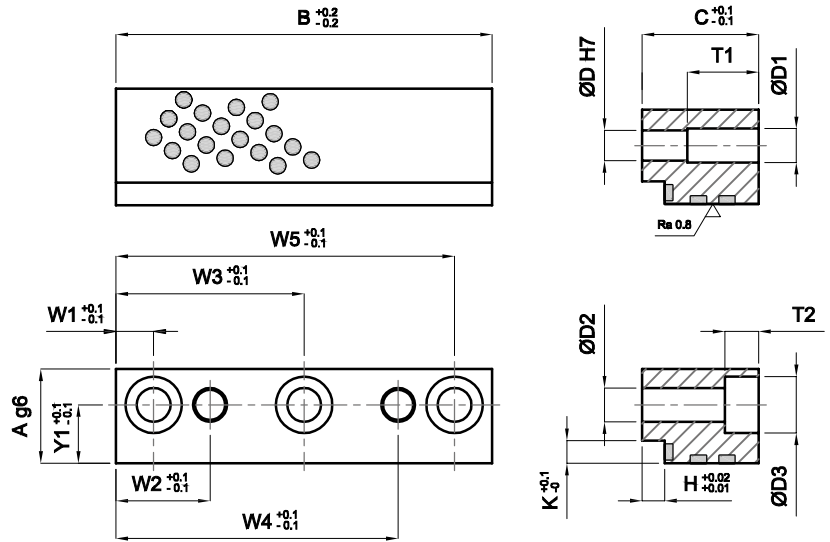


COD.	A	B	C	D	VITE - SCREW - SCHRAUBEN	T	P	L		
GTZ	14	9	19	24	M6	6,5	25	300	500	
GTX	14	10	24	24	M6	6,5	25	300	500	

Esempio di ordinativo: Codice x L **Order example:** Code x L **Bestellbeispiel:** Code x L

Materiale: CuZn24Al6
Material: CuZn24Al6
Werkstoff: CuZn24Al6

Durezza: > 180 HB
Hardness: > 180 HB
Härte: > 180 HB



A	C	W1	W2	Y1	K	T1	T2	H	D	D1	D2	D3	B	W3	W4	W5
16	11	8	18	9,5	5	-	5,7	4	5	-	5,5	10	50	-	32	42
													71	-	53	63
													90	45	72	82
20	19	8	20	12	5	9,5	6,8	5	6	7	6,6	11	80	-	60	72
													100	-	80	92
													125	62,5	105	117
25	31	10	25	15,5	6	19	9	6	8	9	9	15	100	-	75	90
													125	-	100	115
													160	80	135	150
30	49	15	35	18	7	34	11	8	10	12	11	18	125	-	90	110
													160	-	125	145
													200	100	165	185

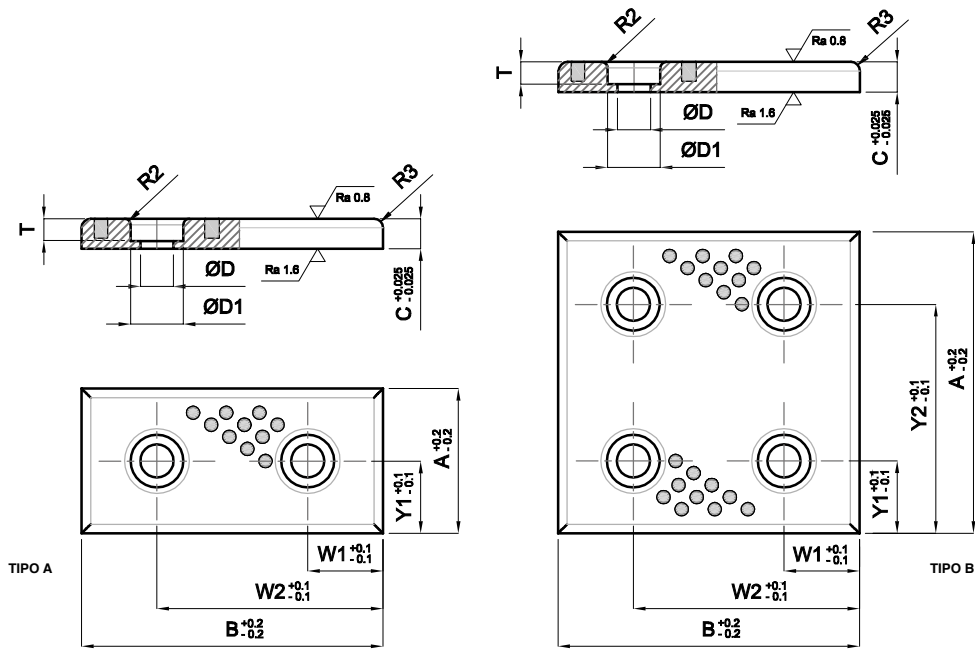
Esempio di ordinativo: Ax B **Order example:** Ax B **Bestellbeispiel:** Ax B

GUIDA PIANA AUTOLUBRIFICANTE
SELF LUBRICATING FLAT GUIDE
FLACHFÜHRUNG

GP-BG

Materiale: CuZn24Al6
Material: CuZn24Al6
Werkstoff: CuZn24Al6

Durezza: > 180 HB
Hardness: > 180 HB
Härte: > 180 HB



A	C	D	D1	T	Y1	Y2	TIPO	B	W1	W2
28	10	11	17,5	7,4	14	-	A	75	15	60
								100	25	75
								125	25	100
								150	25	125
38	10	11	17,5	7,4	19	-	A	75	15	60
								100	25	75
								125	25	100
								150	25	125
48	10	11	17,5	7,4	24	-	A	75	15	60
								100	25	75
								125	25	100
								150	25	125
58	10	11	17,5	7,4	29	-	A	75	15	60
								100	25	75
								125	25	100
								150	25	125
75	10	11	17,5	7,4	37,5	-	A	75	15	60
								100	25	75
								125	25	100
								150	25	125
100	10	11	17,5	7,4	25	75	B	100	25	75
								125	25	100
								150	25	125
								200	25	175
125	10	11	17,5	7,4	37,5	87,5	B	150	25	125
								200	25	175
								250	25	225
								250	25	225
150	10	11	17,5	7,4	25	125	B	150	25	125
								200	25	175
								250	25	225
								250	25	225

A	C	D	D1	T	Y1	Y2	TIPO	B	W1	W2
28	20	11	17,5	12	14	-	A	75	15	60
								100	25	75
								125	25	100
								150	25	125
38	20	11	17,5	12	19	-	A	75	15	60
								100	25	75
								125	25	100
								150	25	125
48	20	11	17,5	12	24	-	A	75	15	60
								100	25	75
								125	25	100
								150	25	125
58	20	11	17,5	12	29	-	A	75	15	60
								100	25	75
								150	25	125
								200	25	175
75	20	11	17,5	12	37,5	-	A	125	25	100
								150	25	125
								200	25	175
100	20	11	17,5	12	25	75	B	100	25	75
								125	25	100
								150	25	125
								200	25	175
125	20	11	17,5	12	37,5	87,5	B	125	25	100
								150	25	125
								200	25	175
								250	25	225
150	20	11	17,5	12	25	125	B	150	25	125
								200	25	175
								250	25	225
								300	25	275

Esempio di ordinativo: AxBxC **Order example:** AxBxC **Bestellbeispiel:** AxBxC

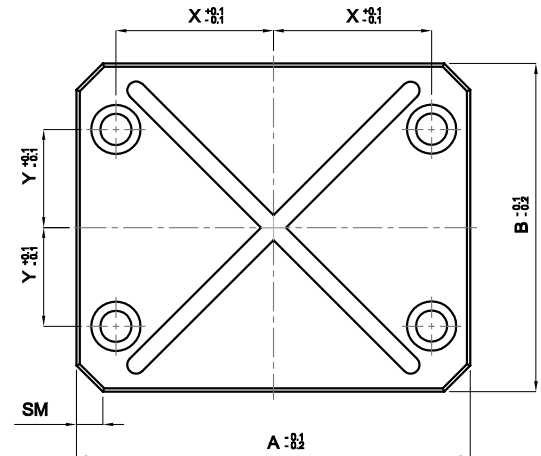
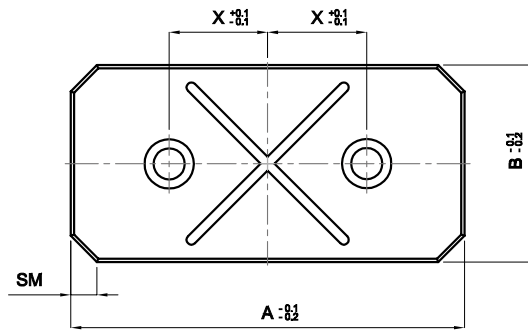
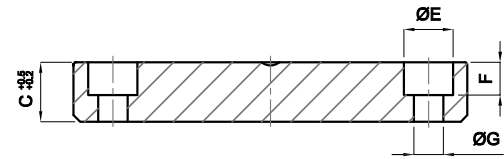
PIASTRINE DI AGGIUSTAGGIO

PRESSURE PLATES

DRUCKPLATTEN

PST

Acciaio: Da cementazione 58-60 HRC (cuore 45 HRC)
Steel: Case hardened 58-60 HRC (cuore 45 HRC)
Stahl: Einsatzhärtung 58-60 HRC (cuore 45 HRC)



CODE	A	B	C	X	Y	E	F	G	SM
PST-B001	120	60	18,1	30	-	15	10	9	8
PST-B002	100	40	18,1	20	-	15	10	9	8
PST-B003	80	40	18,1	20	-	15	10	9	8
PST-B004	100	60	18,1	20	-	15	10	9	8
PST-B005	120	120	18,1	45	-	15	10	9	8

PST-C001	80	60	13,1	15	-	15	9	9	10
PST-C002	100	60	13,1	30	-	15	9	9	10
PST-C003	120	80	13,1	40	-	15	9	9	10
PST-C004	60	60	13,1	0	-	15	9	9	10
PST-C005	80	80	13,1	20	-	15	9	9	10
PST-C006	80	40	13,1	20	-	15	9	9	10
PST-C007	140	100	13,1	50	30	15	9	9	10
PST-C008	100	100	13,1	30	30	15	9	9	10
PST-C009	100	80	13,1	30	-	15	9	9	10

PST-D001	50	30	10,1	15	-	11	7	7	8
PST-D002	50	40	10,1	15	-	11	7	7	8
PST-D003	50	50	10,1	15	-	11	7	7	8
PST-D004	60	30	10,1	15	-	11	7	7	8
PST-D005	60	40	10,1	15	-	11	7	7	8
PST-D006	60	50	10,1	15	-	11	7	7	8
PST-D007	60	60	10,1	15	-	11	7	7	8
PST-D008	80	40	10,1	30	-	11	7	7	8
PST-D009	80	50	10,1	30	-	11	7	7	8
PST-D010	80	60	10,1	30	-	11	7	7	8
PST-D011	100	40	10,1	30	-	11	7	7	10
PST-D012	100	50	10,1	30	-	11	7	7	10
PST-D013	100	60	10,1	30	-	11	7	7	10
PST-D014	100	80	10,1	30	-	11	7	7	10
PST-D015	100	100	10,1	30	-	11	7	7	14
PST-D016	100	150	10,1	-	60	11	7	7	14
PST-D017	100	200	10,1	30	90	11	7	7	14
PST-D018	100	250	10,1	30	90	11	7	7	14

PST-S000	*	*	*	*		*	*	*	*

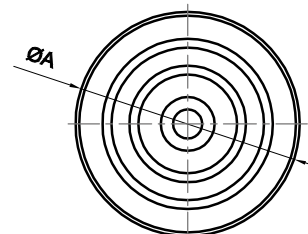
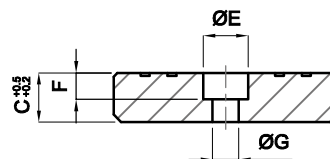
Esempio di ordinativo: Code **Order example:** Code **Bestellbeispiel:** Code

* Altre dimensioni disponibili a richiesta
 *Other dimensions supplied on request
 *Andere Abmessungen auf Anfrage

PIASTRINE DI AGGIUSTAGGIO
PRESSURE PLATES
 DRUCKPLATTEN

PST

Acciaio: Da cementazione 58-60 HRC (cuore 45 HRC)
Steel: Case hardened 58-60 HRC (cuore 45 HRC)
Stahl: Einsatzhärtung 58-60 HRC (cuore 45 HRC)

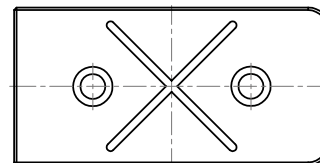
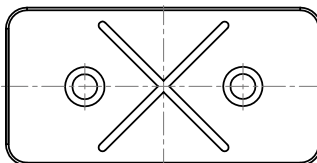
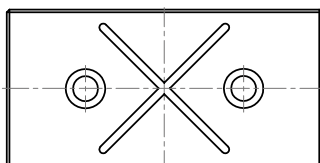


CODE	A	C	E	F	G
PST-R001	30	10,1	12	7	7
PST-R002	40	10,1	12	7	7
PST-R003	50	10,1	12	7	7
PST-R004	60	10,1	12	7	7
PST-R005	70	10,1	12	7	7
PST-R006	80	10,1	12	7	7
PST-R007	90	10,1	12	7	7
PST-R008	100	10,1	12	7	7
PST-S001	20	13,1	12	7	7
PST-S002	30	13,1	12	7	7
PST-S003	40	13,1	12	7	7
PST-S004	50	13,1	12	7	7
PST-S005	60	13,1	15	9	9
PST-S006	70	13,1	15	9	9
PST-S007	80	13,1	15	9	9
PST-S008	90	13,1	15	9	9
PST-S009	100	13,1	15	9	9
PST-T001	20	18,1	12	7	7
PST-T002	30	18,1	12	7	7
PST-T003	40	18,1	12	7	7
PST-T004	50	18,1	12	7	7
PST-T005	60	18,1	17	11	11
PST-T006	70	18,1	17	11	11
PST-T007	80	18,1	17	11	11
PST-T008	90	18,1	17	11	11
PST-T009	100	18,1	17	11	11
PST-S000	*	*	*	*	*

Esempio di ordinativo: Code **Order example:** Code **Bestellbeispiel:** Code

* Altre dimensioni disponibili a richiesta
 *Other dimensions supplied on request
 *Andere Abmessungen auf Anfrage

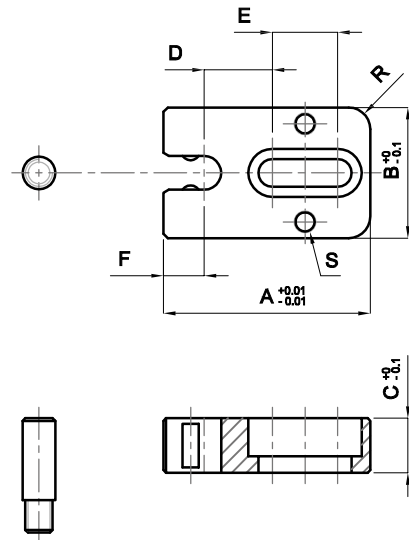
ALTRE VERSIONI DISPONIBILI A RICHIESTA
OTHER VERSIONS AVAILABLE ON REQUEST
 ANDERE AUSFÜHRUNGEN AUF ANFRAGE



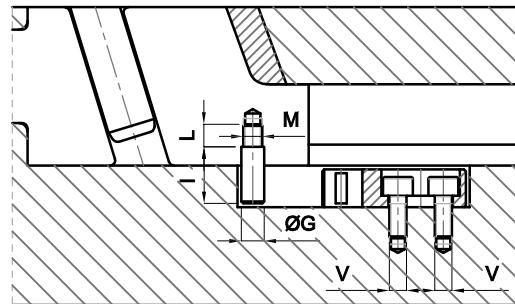


RITENSORE PER CORSOIO REGOLABILE
ELASTIC CLAMP FOR ADJUSTABLE SLIDE
SCHIEBERSICHERUNG, EINSTELLBAR

RCR



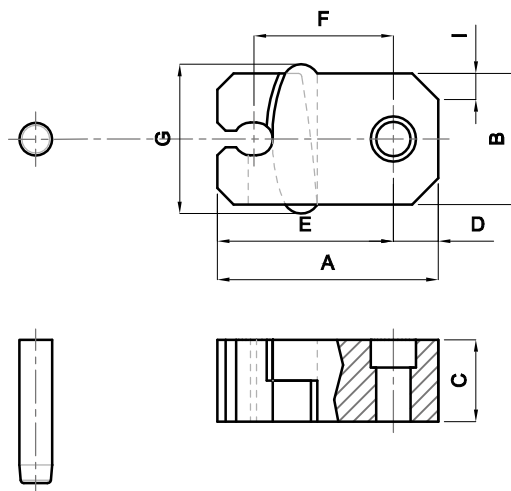
COD.	A	B	C	D	E	F	G	I	L	M	V	R	S	KG.
RCR-10	38	24	10	18,5	12	7,5	6	15	6	M5	M5x15	4	4	10
RCR-20	50	36	12	25,5	15	9	8	19	8	M6	M6x15	6	5	20
RCR-40	64	46	16	33	19	12	12	23	10	M10	M8x20	8	6	40



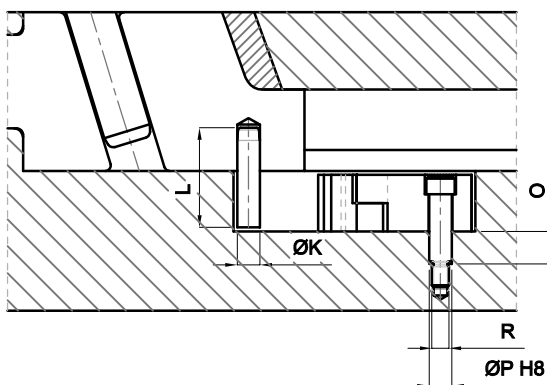
Esempio di ordinativo: Codice **Order example:** Code **Bestellbeispiel:** Code

RITENSORE PER CORSOIO
 SLIDE RETAINER
 SCHIEBERSICHERUNG

RCS



COD.	A	B	C	D	E	F	G	I	K	L	O	P	R	KG.
RCS-10	38	19	16	7	31	24,89	25	3,5	6	32	8,5	6	M5	10
RCS-20	54	32	20	11	43,0	34,93	36	6	8	40	10,5	8	M6	20
RCS-40	85	45	30	18	67,0	53,98	49	9	10	60	17	10	M8	40



Esempio di ordinativo: Code **Order example:** Code **Bestellbeispiel:** Code

RITENSORE RETTANGOLARE PER CORSOIO
RECTANGULAR SLIDE RETAINER
 SCHIEBERHALTE RECHTECHIGE

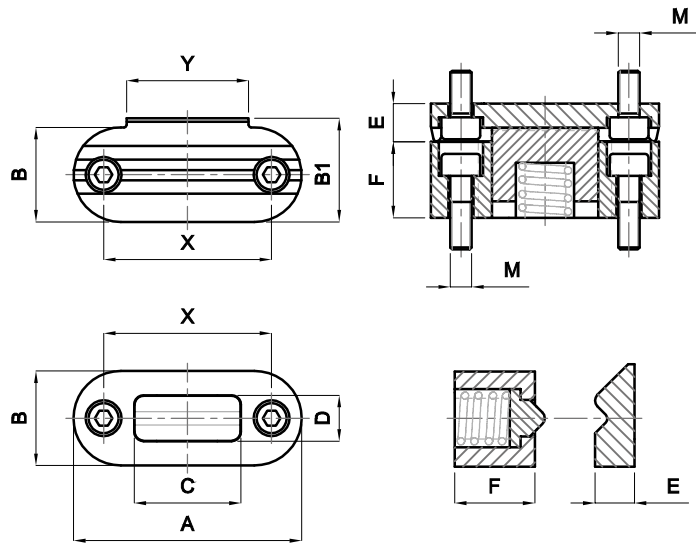
SLI-1 / SLI-2

Acciaio: 1.2767
Steel: 1.2767
Stahl: 1.2767

Durezza: ~ 52 HRC
Hardness: ~ 52 HRC
Härte: ~ 52 HRC

Trattamento: Temprato
Treatment: Hardened
Behandlung: Gehärtet

Note: Max. 250°C
Notes: Max. 250°C
Aufzeichnungen: Max. 250°C



COD.	A	B	B1	C	D	E	F	X	Y	M	KG.	EXTRA CORSA
SLI-1	37,95	15,75	17,27	17,78	7,62	6,32	12,67	27,94	20,38	M3	11	1,25 - 1,90
SLI-2	58,22	25,30	26,89	26,67	11,43	9,78	21,84	41,91	27,94	M6	22	0,65 - 1,25

Esempio di ordinativo: Codice **Order example:** Code **Bestellbeispiel:** Code

RITENSORE TONDO PER CORSOIO
ROUND SLIDE RETAINER
 RUNDSCHEIBERHALTE

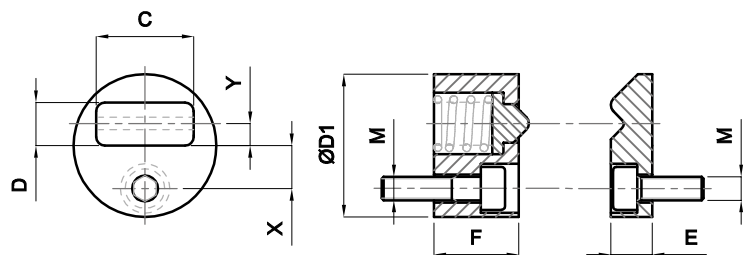
SLI-3

Acciaio: 1.2767
Steel: 1.2767
Stahl: 1.2767

Durezza: ~ 52 HRC
Hardness: ~ 52 HRC
Härte: ~ 52 HRC

Trattamento: Temprato
Treatment: Hardened
Behandlung: Gehärtet

Note: Max. 250°C
Notes: Max. 250°C
Aufzeichnungen: Max. 250°C

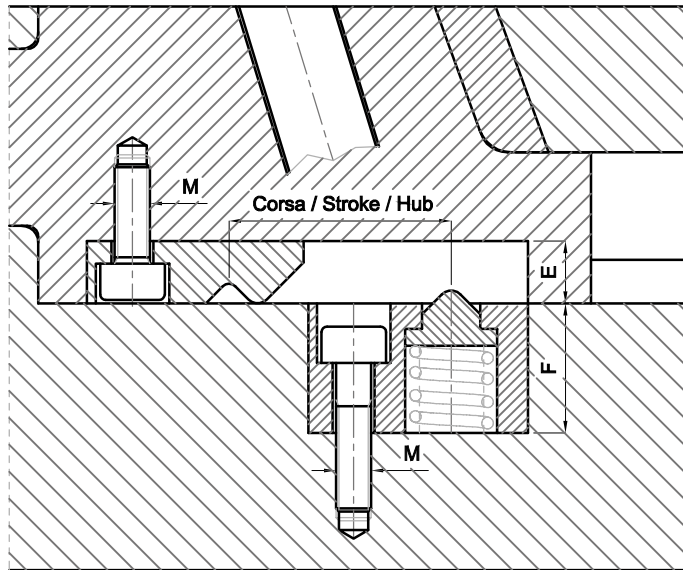


COD.	D1	C	D	E	F	X	Y	M	KG.	EXTRA CORSA
SLI-3	12,65	8,64	3,8	3,68	7,49	3,8	1,9	M2	3,5	0,50 - 0,75

Esempio di ordinativo: Codice **Order example:** Code **Bestellbeispiel:** Code

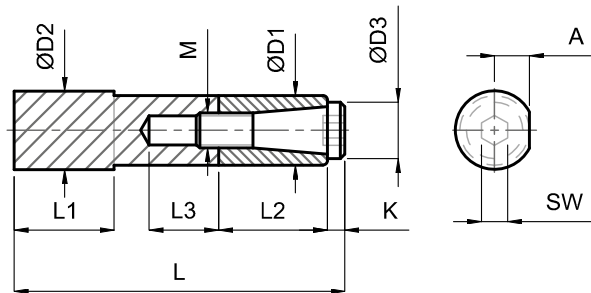
RITENSORE PER CORSOIO
 SLIDE RETAINER
 SCHIEBERHALTE

SLI-1 / 2 / 3



TRASCINATORE
 PULLER
 MITNEHMER

ET



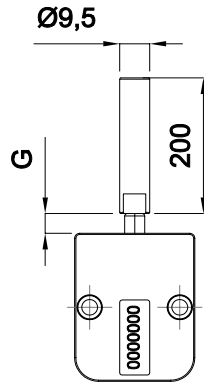
D1	D2	D3	M	A	K	SW	L	L1	L2	L3
16	18	13	8	8	4	6	72	23	25	14

Esempio di ordinativo: D1 **Order example:** D1 **Bestellbeispiel:** D1

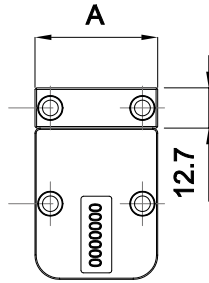
CONTACOLPI
CYCLE COUNTER
HUBZÄHLER

CYC

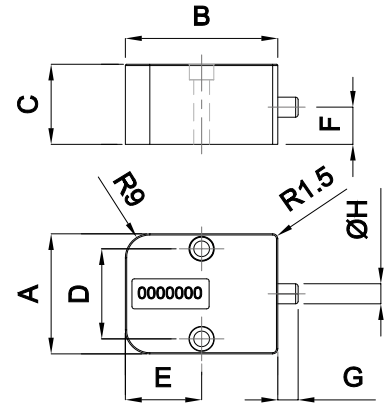
Materiale: PA+30% FV
Material: PA+30% GF
Werkstoff: PA+30% FG



CYC-B



CYC-A



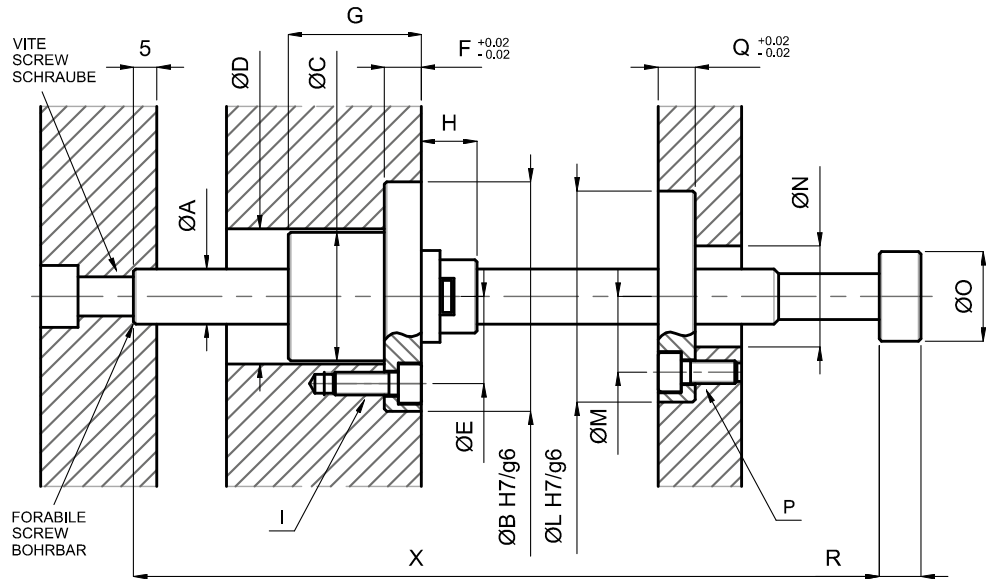
CYC

A	B	C	D	E	F	G	H	VITE
37,8	47,6	25	28,4	23,8	11,8	4,5	6,35	M4

Esempio di ordinativo: CYC **Order example:** CYC - A **Bestellbeispiel:** CYC - B

TRASCINATORE PER DOPPIA ESTRAZIONE
TWO STAGES EJECTOR, TRAILING TYPE
ZWEISTUFENAUSSWERFER NACHLAUFEND

AS

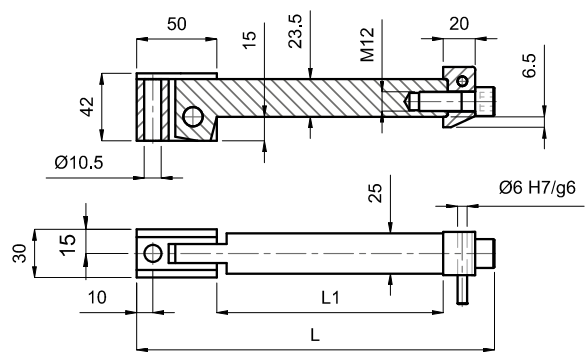
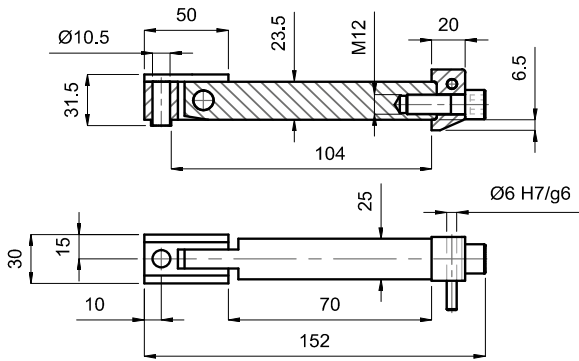


COD.	A	B	C	D	E	F	G	H	I	L	M	N	O	P	Q	R	X	VITE	CARICO MAX
																		SCREW SCHRAUBEN	MAX LOAD MAX ZULÄSSIGE
AS-12x100	12	50	29	29,5	38	8	21,5	12	M5	46	33	22	19,5	M5	8	9	100	M8	Kg.100
AS-12x200	12	50	29	29,5	38	8	21,5	12	M5	46	33	22	19,5	M5	8	9	200	M8	Kg.100
AS-16x100	16	70	41	41,5	52	13	28	17	M8	70	52	33	29	M8	13	12	100	M10	Kg.300
AS-16x200	16	70	41	41,5	52	13	28	17	M8	70	52	33	29	M8	13	12	200	M10	Kg.300

Esempio di ordinativo: Codice **Order example:** Code **Bestellbeispiel:** Code

LEVA
LEVER
HEBEL

ZH 90 / ..



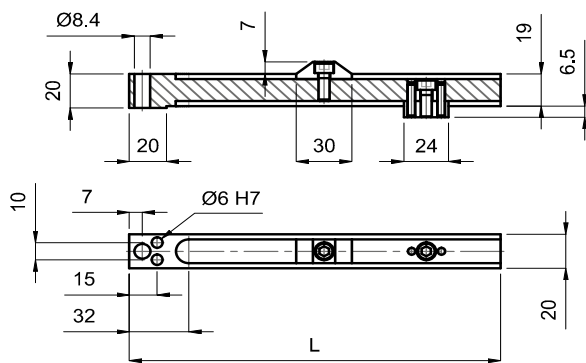
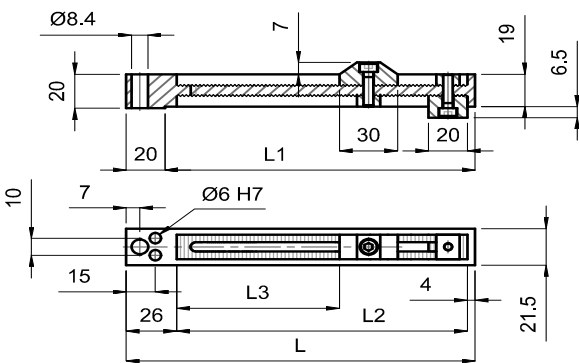
TIPO - TYPE -TYP	COD.
1	ZH 90/1

L1	L	TIPO	COD.
		TYPE TYP	
170	252	2	ZH 90/2
220	302	3	ZH 90/3
270	352	4	ZH 90/4
90	172	1 BIS	ZH 90/1 BIS

Esempio di ordinativo: Codice **Order example:** Code **Bestellbeispiel:** Code

BARRA DI APPOGGIO
SUPPORT BAR
AUFLEGESTANGE

ZH 90 / 0..



Barra per Box R - Bar for R Box - Stab für R Box

L3 MAX	L2	L1	L	TIPO	COD.
				TYPE TYP	
60	110	120	140	01	ZH 90/01
124	174	184	204	02	ZH 90/02
170	220	230	250	06	ZH 90/06

Barra per Fix Box - Bar for Fix Box - Stab für Fix Box

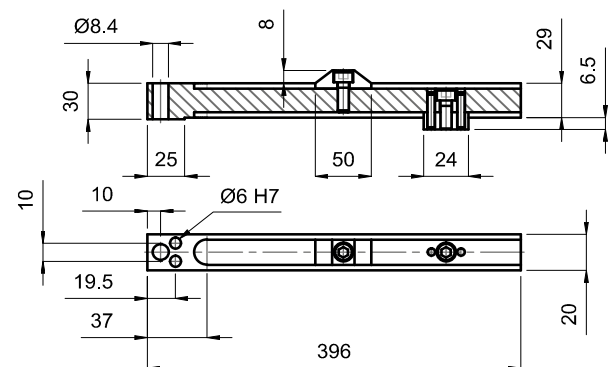
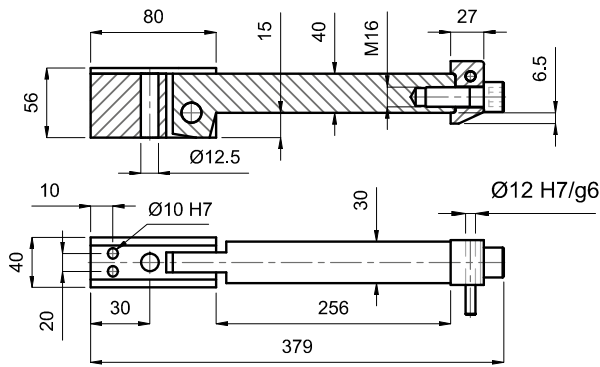
L	TIPO	COD.
	TYPE TYP	
200	03	ZH 90/03
250	04	ZH 90/04
300	05	ZH 90/05

Esempio di ordinativo: Codice **Order example:** Code **Bestellbeispiel:** Code



DISPOSITIVO EXTRA COMPLETO
COMPLETE EXTRA DEVICE
SONDERVORRICHTUNG KOMPLETT

ZH 91 / ..



COD.

ZH 91/A

ZH 91/B

Esempio di ordinativo: Codice **Order example:** Code **Bestellbeispiel:** Code

COMPOSIZIONI STANDARD - STANDARD COMPOSITIONS - STANDARDKOMPOSITIONEN

Cod. BOX 140 R	2 x ZH 90/1	+	2 x ZH 90/01
Cod. BOX 200 R	2 x ZH 90/2	+	2 x ZH 90/02
Cod. BOX 250 R	2 x ZH 90/3	+	2 x ZH 90/06
Cod. BOX 140 BIS	2 x ZH 90/1 BIS	+	2 x ZH 90/01
Cod. BOX 200 FIX	2 x ZH 90/2	+	2 x ZH 90/03
Cod. BOX 250 FIX	2 x ZH 90/3	+	2 x ZH 90/04
Cod. BOX 300 FIX	2 x ZH 90/4	+	2 x ZH 90/05
Cod. BOX 400 FIX	2 x ZH 91/A	+	2 x ZH 91/B

Esempio di ordinativo: Codice **Order example:** Code **Bestellbeispiel:** Code

DISPOSITIVO AGGANCIO / SGANCIO REGOLABILE CON FERMO PIASTRA

ADJUSTABLE LOCKING-UNLOCKING DEVICE WITH PLATE CATCH

FLACH KLINKENZUG MIT PLATTENHALTER

Funzionamento: Durante l'apertura dello stampo la molla a lamella (13) tiene l'asta (9) nella posizione di trascinamento. L'asta è ancorata alla sua base (15) con un perno (12) che ne permette la rotazione. L'aggancio della piastra da trascinare al dispositivo è garantito dal contatto fra il blocchetto temperato (11) che si fissa con due viti e la testa (10) che viene applicata all'asta. La lunghezza dell'asta (9) può essere accorciata, in quanto non temprata. La spina di sganciamento (14) è fissata nella testa (10) del dispositivo ed il movimento di apertura dello stampo la fa scorrere lungo la barra di appoggio (1) su cui viene fissato il salterello (2). La zigrinatura (3) consente un posizionamento preciso del salterello. Quando la spina di sganciamento (14) incontra e supera il saltarello (2) la forza della molla (13) viene vinta e l'asta si solleva effettuando lo sganciamento della piastra. Il blocchetto di sicurezza (6) può essere fissato sull'asta regolabile con una vite (8) ed un fermo (7) per impedire alla piastra, ormai sganciata, di superare l'apertura desiderata. Durante la chiusura stampo, il salterello (2) viene scavalcato dalla spina (14) ed il sistema ritorna nella posizione iniziale.

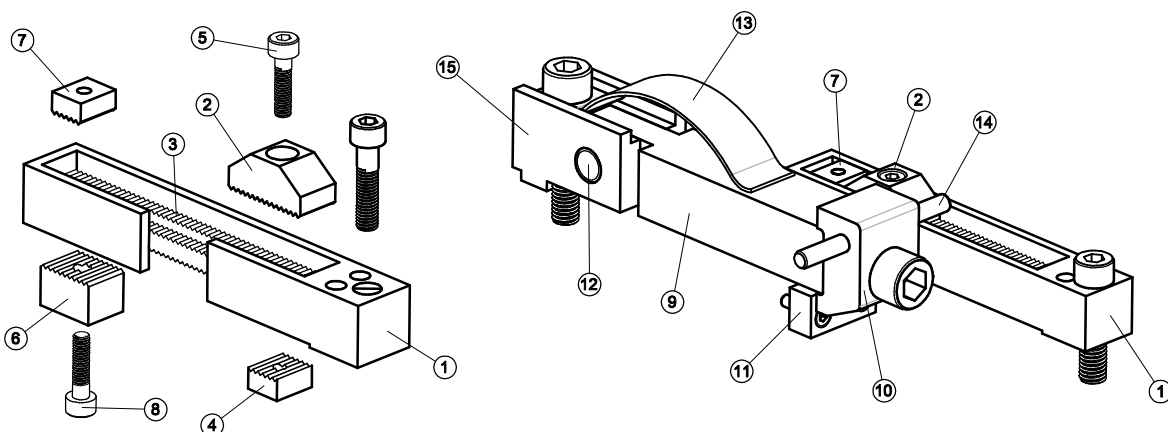
Montaggio: La base (15) viene inserita in una sede e fissata con una vite sulla piastra mobile. Il blocchetto (11) viene fissato con 2 viti, mentre la barra di appoggio (1) viene fissata con una vite e due spine cilindriche sulla piastra fissa. La regolazione del saltarello (2) avviene svitando parzialmente una vite (5) e posizionandolo nel punto desiderato. Il bloccaggio avviene grazie ad un fermo (4) posizionato sul lato opposto del salterello. Lo stesso procedimento è valido per il fermo piastra (3) e relativa vite (8) e fermo (7). Con questo sistema è possibile regolare l'apertura delle piastre anche dopo il montaggio del dispositivo. Il modello FIX (Tipo 03, 04, 05) non prevede la regolazione del salterello, la cui posizione viene definita con precisione prima dell'installazione.

Operation: On opening the mould, the foil spring (13) holds the rod (9) in a dragging position. The rod is anchored to its base (15) by means of a bolt (12) that allows for its rotation. The plate to be dragged is coupled with the device by the contact between the hardened block (11) secured by means of two screws and the head (10) that is applied to the rod. The length of the rod (9) can be shortened since it is not hardened. The decoupling pin (14) is secured in the head (10) of the device and the movement intended to open the mould lets it slide along the support bar (1) onto which the cam is secured (2). The knurl (3) allows for a precise positioning of the cam. When the decoupling pin (14) encounters and gets through the cam (2), the force of the spring (13) is overcome and the rod lifted, thus decoupling the plate. The safety block (6) can be secured onto the adjustable rod by means of a screw (8) and a retainer (7) to prevent the plate – decoupled by now – to exceed the opening you wish. On closing the mould, the cam (2) is overridden by the pin (14) and the system moves back to its initial position.

Assembly: The base (15) is inserted into a seat and secured to the mobile plate by means of a screw. The block (11) is secured by means of 2 screws, whereas the support bar (1) is secured to the fixed plate by means of a screw and two parallel pins. The cam (2) is regulated by partially unscrewing a screw (5) and positioning it in the point you wish. Locking occurs by means of a retainer (4) opposite to the cam. The same procedure is applicable for the plate retainer (3) as well as the relative screw (8) and retainer (7). This system enables the operator to regulate the opening of the plates even after the device assembly. The FIX model (Type 03, 04, 05) does not provide for the regulation of the cam, whose position is accurately defined before installation.

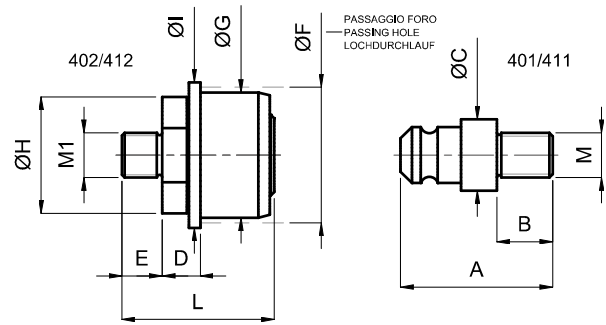
Funktionsweise: Während der Öffnung des Werkzeugs hält die Feder der Lamelle (13) die Strebe (9) in Zugposition. Die Strebe ist mit einem Stift (12), der die Drehung ermöglicht, an ihrem Sockel (15) verankert. Die Befestigung der zu ziehenden Platte an der Vorrichtung wird durch den Kontakt zwischen dem gehärteten Block (11) gewährleistet, der mit zwei Schrauben befestigt ist, und dem Kopf (10), der an der Strebe angebracht wird. Die Länge der Strebe (9) kann verkürzt werden, da diese nicht gehärtet ist. Der Freigabestift (14) ist an dem Kopf (10) der Vorrichtung befestigt und die Öffnung des Werkzeugs lässt ihn an der Stützstrebe (1) entlanglaufen, an dem der Nocken (2) befestigt ist. Die Riffelung (3) ermöglicht eine genaue Positionierung des Nockens. Wenn der Freigabestift (14) den Nocken (2) trifft und übersteigt, wird die Kraft der Feder (13) überwunden und die Strebe angehoben, wodurch die Platte freigegeben wird. Der Sicherheitsblock (6) kann mit einer Schraube (8) und einer Halterung (7) an der einstellbaren Strebe befestigt werden, damit die freigegebene Platte nicht die gewünschte Öffnung übersteigt. Während der Schließung des Werkzeugs wird der Nocken (2) von dem Stift (14) überwunden und das System kehrt in die Ausgangsposition zurück.

Montage: Der Sockel (15) wird in einen Sitz eingesetzt und mit einer Schraube an der beweglichen Platte befestigt. Der Block (11) wird mit 2 Schrauben befestigt, während die Stützstrebe (1) mit einer Schraube und zwei zylinderförmigen Stiften an der festen Platte befestigt wird. Die Einstellung des Nockens (2) erfolgt durch Lösen einer Schraube (5) und die Positionierung an den gewünschten Punkt. Die Blockierung erfolgt durch eine gegenüber von dem Nocken positionierte Halterung (4). Dieser Vorgang dient auch für die Plattenhalterung (4), die entsprechende Schraube (8) und die Halterung (7). Mit diesem System kann die Öffnung der Platte auch nach Montage der Vorrichtung eingestellt werden. Das Modell FIX (Typ 03, 04, 05) sieht keine Einstellung des Nockens vor, deren Position vor der Installation genau festgelegt werden muss.



DISPOSITIVO AUTOMATICO DI ESTRAZIONE
AUTOMATIC EJECTOR DEVICE
WERKZEUGKUPPLUNG

AG-S



402 ← → 401 2400 Kg
 412 ← → 411 3200 Kg

COD.	A	B	C	M
401	55	20	26	10x1,5
				12x1,75
				14x2
				16x2
411	68	25	35	16x2
				18x2,5
				20x2,5
				24x3
				27x3
				30x3,5

COD.	D	E	F	G	H	I	L	M1
402	13*	15	40	38	38	48	52	16x1,5
412	17#	18	58	56	52	65	68	16x1,5
								18x1,5
								20x1,5
								24x1,5
								27x1,5
30x1,5								

Esempio di ordinativo: 401xM + 402xM1 / 411xM + 412xM1

Order example: 401xM + 402xM1 / 411xM + 412xM1

Bestellbeispiel: 401xM + 402xM1 / 411xM + 412xM1

* **Aperto/Open/Geöffnet:** 13

* **Chiuso/Close/Geschlossen:** 13.5

Aperto/Open/Geöffnet: 17

Chiuso/Close/Geschlossen: 18

DISPOSITIVO AUTOMATICO DI ESTRAZIONE
AUTOMATIC EJECTOR DEVICE
WERKZEUGHUPPLUNG

AG-S

Funzionamento:

- 1) Iniezione materiale a stampo chiuso (vedere figura 1).
- 2) Stampo in posizione di estrazione. Il perno fissato sull'estrattore della macchina si aggancia al corpo del dispositivo, permettendo l'estrazione del pezzo stampato (vedere figura 2).
- 3) Prima di effettuare la chiusura dello stampo, il perno agganciato all'estrattore della macchina consente, tramite il corpo del dispositivo, il ritorno del tavolino nella posizione di sicurezza. A questo punto è possibile eseguire la chiusura dello stampo, senza che i carrelli interferiscano con gli estrattori (vedere figura 3).

Montaggio: Fissare il corpo del dispositivo sul tavolino d'estrazione ed il perno sull'estrattore della macchina. Questo dispositivo è consigliato per gli stampi con carrelli, in quanto garantisce che questi ultimi non interferiscano con le spine di estrazione od estrattori.

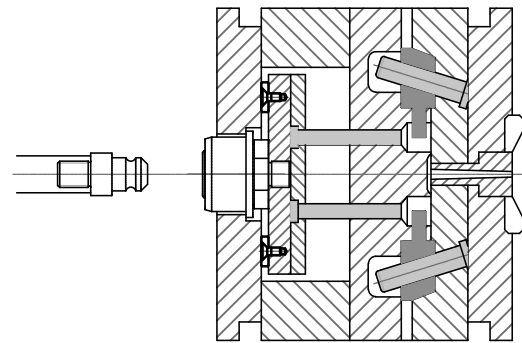


Figura 1 - Figure 1 - Abbildung 1

Operation:

- 1) Material is injected into the closed die (see Figure 1).
- 2) Die in position for ejection. The pin fastened to the machine ejector locks on to the body of the device, allowing the moulded part to be ejected (see Figure 2).
- 3) Before die closing, the pin locked to the machine ejector allows, using the body of the device, the stripper plate to return to its safety position. At this point, die closing is possible without the trolleys interfering with the ejectors (see Figure 3).

Assembly: Fasten the body of the device to the stripper plate and the pin to the machine ejector. This device is recommended for dies with trolleys as it guarantees that the trolleys do not interfere with the ejector pins or the ejectors.

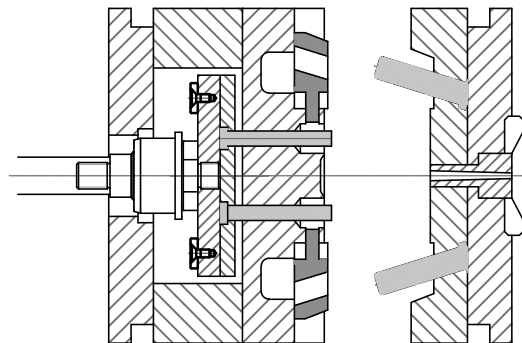


Figura 2 - Figure 2 - Abbildung 2

Funktionsweise:

- 1) Einspritzen des Materials bei geschlossener Form (siehe Abbildung 1).
- 2) Form in Auswerferposition. Der auf dem Auswerfer dem Maschine befestigte Stift hackt sich im Gehäuse der Vorrichtung ein und ermöglicht so das Auswerfen des geformten Teils (siehe Abbildung 2).
- 3) Vor dem Schließen der Form erlaubt der in den Auswerfer der Maschine eingehakte Stift, mittels des Vorrichtungskörpers, die Rückkehr des Auswerferpakets in die Sicherheitsposition. Jetzt kann die Form geschlossen werden, ohne dass die Schieber mit den Auswerfern interferieren (siehe Abbildung 3).

Montage: Den Körper der Vorrichtung auf dem Auswerferpaket und den Stift am Auswerfer der Maschine befestigen. Diese Vorrichtung wird für Schieberformen empfohlen, da sie dafür sorgt, dass letztere nicht mit den Auswerferstiften oder Auswerfern interferieren.

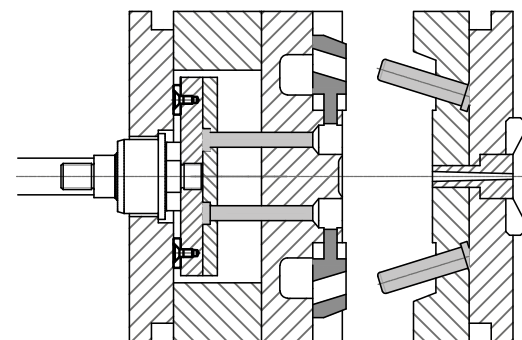


Figura 3 - Figure 3 - Abbildung 3

ANELLO DI SICUREZZA PER ALBERI

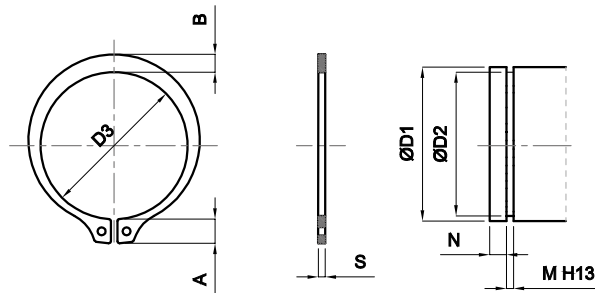
CIRCLIP FOR AXLES

SEEGERRING FÜR WELLEN

SEG-1

DIN 471

Acciaio: Acciaio per molle C60-C75
Steel: Spring steel C60-C75
Stahl: Federstahl C60-C75



D1	S	D3	A MAX	B	D2	M	N MIN
4	0,4	3,7	2,2	0,9	3,8	0,5	0,30
5	0,6	4,7	2,5	1,1	4,8	0,7	0,30
6	0,7	5,6	2,7	1,3	5,7	0,8	0,45
7	0,8	6,5	3,1	1,4	6,7	0,9	0,45
8	0,8	7,4	3,2	1,5	7,6	0,9	0,60
9	1,0	8,4	3,3	1,7	8,6	1,1	0,60
10	1,0	9,3	3,3	1,8	9,6	1,1	0,60
11	1,0	10,2	3,3	1,8	10,5	1,1	0,75
12	1,0	11,0	3,3	1,8	11,5	1,1	0,75
13	1,0	11,9	3,4	2,0	12,4	1,1	0,90
14	1,0	12,9	3,5	2,1	13,4	1,1	0,90
15	1,0	13,8	3,6	2,2	14,3	1,1	1,10
16	1,0	14,7	3,7	2,2	15,2	1,1	1,20
17	1,0	15,7	3,8	2,3	16,2	1,1	1,20
18	1,2	16,5	3,9	2,4	17,0	1,3	1,50
19	1,2	17,5	3,9	2,5	18,0	1,3	1,50
20	1,2	18,5	4,0	2,6	19,0	1,3	1,50
21	1,2	19,5	4,1	2,7	20,0	1,3	1,50
22	1,2	20,5	4,2	2,8	21,0	1,3	1,50
24	1,2	22,2	4,4	3,0	22,9	1,3	1,70
25	1,2	23,2	4,4	3,0	23,9	1,3	1,70
26	1,2	24,2	4,5	3,1	24,9	1,3	1,70
28	1,5	25,9	4,7	3,2	26,6	1,6	2,10
29	1,5	26,9	4,8	3,4	27,6	1,6	2,10
30	1,5	27,9	5,0	3,5	28,6	1,6	2,10
32	1,5	29,6	5,2	3,6	30,3	1,6	2,60
34	1,5	31,5	5,4	3,8	32,3	1,6	2,60
35	1,5	32,2	5,6	3,9	33,0	1,6	3,00
36	1,75	33,2	5,6	4,0	34,0	1,85	3,00
38	1,75	35,2	5,8	4,2	36,0	1,85	3,00
40	1,75	36,5	6,0	4,4	37,5	1,85	3,80
42	1,75	38,5	6,5	4,5	39,5	1,85	3,80
45	1,75	41,5	6,7	4,7	42,5	1,85	3,80
48	1,75	44,5	6,9	5,0	45,5	1,85	3,80
50	2	45,8	6,9	5,1	47	2,15	4,50
52	2	47,8	7	5,2	49	2,15	4,50
55	2	50,8	7,2	5,4	52	2,15	4,50
56	2	51,8	7,3	5,5	53	2,15	4,50
58	2	53,8	7,3	5,6	55	2,15	4,50
60	2	55,8	7,4	5,8	57	2,15	4,50
62	2	57,8	7,5	6	59	2,15	4,50
63	2	58,8	7,6	6,2	60	2,15	4,50
65	2,5	60,8	7,8	6,3	62	2,65	4,50

D1	S	D3	A MAX	B	D2	M	N MIN
68	2,5	63,5	8	6,5	65	2,65	4,50
70	2,5	65,5	8,1	6,6	67	2,65	4,50
72	2,5	67,5	8,2	6,8	69	2,65	4,50
75	2,5	70,5	8,4	7	72	2,65	4,50
78	2,5	73,5	8,6	7,3	75	2,65	4,50
80	2,5	74,5	8,6	7,4	76,5	2,65	5,3
82	3	76,5	8,7	7,6	78,5	2,65	5,3
85	3	79,5	8,7	7,8	81,5	3,15	5,3
88	3	82,5	8,8	8	84,5	3,15	5,3
90	3	84,5	8,8	8,2	86,5	3,15	5,3
95	3	89,5	9,4	8,6	91,5	3,15	5,3
100	4	94,5	9,6	9	96,5	3,15	5,3
105	4	98	9,9	9,3	101	4,15	6
110	4	103	10,1	9,6	106	4,15	6
115	4	108	10,6	9,8	111	4,15	6
120	4	113	11	10,2	116	4,15	6
125	4	118	11,4	10,4	121	4,15	6
130	4	123	11,6	10,7	126	4,15	6
135	4	128	11,8	11	131	4,15	6
140	4	133	12	11,2	136	4,15	6
145	4	138	12,2	11,5	141	4,15	7,5
150	4	142	13	11,8	145	4,15	7,5
155	4	146	13	12	150	4,15	7,5
160	4	151	13,3	12,2	155	4,15	7,5
165	4	155,5	13,5	12,5	160	4,15	7,5
170	4	160,5	13,5	12,9	165	4,15	7,5
175	4	165,5	13,5	12,9	170	4,15	7,5
180	4	170,5	14,2	13,5	175	4,15	7,5
185	4	175,5	14,2	13,5	180	4,15	7,5
190	4	180,5	14,2	14	185	4,15	7,5
195	4	185,5	14,2	14	190	4,15	7,5
200	4	190,5	14,2	14	195	4,15	7,5
210	5	198	14,2	14	204	5,15	9
220	5	208	14,2	14	214	5,15	9
230	5	218	14,2	14	224	5,15	9
240	5	228	14,2	14	234	5,15	9
250	5	238	14,2	14	244	5,15	9
260	5	245	16,2	16	252	5,15	12
270	5	255	16,2	16	262	5,15	12
280	5	265	16,2	16	272	5,15	12
290	5	275	16,2	16	282	5,15	12
300	5	285	16,2	16	292	5,15	12

Esempio di ordinativo: D1 **Order example:** D1 **Bestellbeispiel:** D1

ANELLO DI SICUREZZA PER FORI

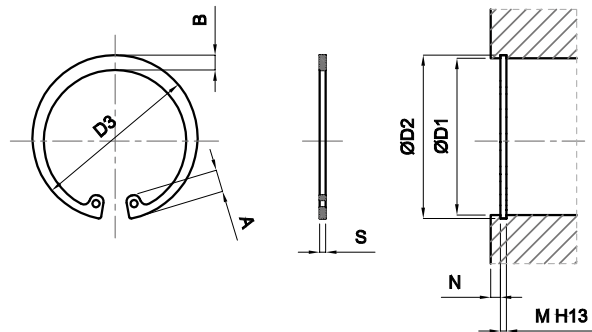
CIRCLIP FOR HOLES

SEEGERRING FÜR LÖCHER

SEG-2

DIN 472

Acciaio: Acciaio per molle C60-C75
Steel: Spring steel C60-C75
Stahl: Federstahl C60-C75



D1	S	D3	A MAX	B	D2	M	N MIN
8	0,8	8,7	2,4	1,1	8,4	0,9	0,6
9	0,8	9,8	2,5	1,3	9,4	0,9	0,6
10	1	10,8	3,2	1,4	10,4	1,1	0,6
11	1	11,8	3,3	1,5	11,4	1,1	0,6
12	1	13	3,4	1,7	12,5	1,1	0,75
13	1	14,1	3,6	1,8	13,6	1,1	0,9
14	1	15,1	3,7	1,9	14,6	1,1	0,9
15	1	16,2	3,7	2	15,7	1,1	1,1
16	1	17,3	3,8	2	16,8	1,1	1,2
17	1	18,3	3,9	2,1	17,8	1,1	1,2
18	1	19,5	4,1	2,2	19	1,1	1,5
19	1	20,5	4,1	2,2	20	1,1	1,5
20	1	21,5	4,2	2,3	21	1,1	1,5
21	1	22,5	4,2	2,4	22	1,1	1,5
22	1	23,5	4,2	2,5	23	1,1	1,5
23	1,2	24,6	4,2	2,5	24,1	1,3	1,8
24	1,2	25,9	4,4	2,6	25,2	1,3	1,8
25	1,2	26,9	4,5	2,7	26,2	1,3	1,8
26	1,2	27,9	4,7	2,8	27,2	1,3	1,8
27	1,2	29,1	4,7	2,9	28,4	1,3	2,1
28	1,2	30,1	4,8	2,9	29,4	1,3	2,1
29	1,2	31,1	4,8	3	30,4	1,3	2,1
30	1,2	32,1	4,8	3	31,4	1,3	2,1
31	1,2	33,4	5,2	3,2	32,7	1,3	2,6
32	1,2	34,4	5,4	3,2	33,7	1,3	2,6
33	1,2	35,5	5,4	3,3	34,7	1,3	2,6
34	1,5	36,5	5,4	3,3	35,7	1,6	2,6
35	1,5	37,8	5,4	3,4	37	1,6	3
36	1,5	38,8	5,4	3,5	38	1,6	3
37	1,5	39,8	5,5	3,6	39	1,6	3
38	1,5	40,8	5,5	3,7	40	1,6	3
39	1,5	42	5,6	3,8	41	1,6	3,5
40	1,75	43,5	5,8	3,9	42,5	1,85	3,8
41	1,75	44,5	5,9	4	43,5	1,85	3,8
42	1,75	45,5	5,9	4,1	44,5	1,85	3,8
43	1,75	46,5	5,9	4,2	45,5	1,85	3,8
44	1,75	47,5	6	4,2	46,5	1,85	3,8
45	1,75	48,5	6,2	4,3	47,5	1,85	3,8
46	1,75	49,5	6,3	4,4	48,5	1,85	3,8
47	1,75	50,5	6,4	4,4	49,5	1,85	3,8
48	1,75	51,5	6,4	4,5	49,5	1,85	3,8
50	2	54,2	6,5	4,6	53	2,15	4,5
51	2	55,2	6,5	4,7	54	2,15	4,5
52	2	56,2	6,7	4,7	55	2,15	4,5
53	2	57,2	6,7	4,9	56	2,15	4,5
54	2	58,2	6,7	5	57	2,15	4,5
55	2	59,2	6,8	5	58	2,15	4,5
56	2	60,2	6,8	5,1	59	2,15	4,5
57	2	61,2	6,8	5,1	60	2,15	4,5
58	2	62,2	6,9	5,2	61	2,15	4,5
60	2	64,2	7,3	5,4	63	2,15	4,5
62	2	66,2	7,3	5,5	65	2,15	4,5

D1	S	D3	A MAX	B	D2	M	N MIN
63	2	67,2	7,3	5,6	66	2,65	4,5
64	2	68,2	7,4	5,7	67	2,15	4,5
65	2,5	69,2	7,6	5,8	68	2,65	4,5
67	2,5	71,5	7,7	6	70	2,65	4,5
68	2,5	72,5	7,8	6,1	71	2,65	4,5
70	2,5	74,5	7,8	6,2	73	2,65	4,5
72	2,5	76,5	7,8	6,4	75	2,65	4,5
75	2,5	79,5	7,8	6,6	78	2,65	4,5
76	2,5	80,5	7,8	6,6	79	2,65	4,5
77	2,5	82,5	8,5	6,8	80	2,65	4,5
78	2,5	82,5	8,5	6,8	81	2,65	4,5
80	2,5	85,5	8,5	7	83,5	2,65	5,3
82	2,5	87,5	8,5	7	85,5	2,65	5,3
85	3	90,5	8,6	7,2	88,5	2,65	5,3
87	3	93,5	8,6	7,4	90,5	3,15	5,3
88	3	93,5	8,6	7,4	91,5	3,15	5,3
90	3	95,5	8,6	7,6	93,5	3,15	5,3
92	3	97,5	8,7	7,8	95,5	3,15	5,3
95	3	100,5	8,8	8,1	98,5	3,15	5,3
97	3	103,5	9	8,3	100,5	3,15	5,3
98	3	103,5	9	8,3	101,5	3,15	5,3
100	3	105,5	9,2	8,4	103,5	3,15	5,3
102	4	108	9,5	8,5	106	4,15	6
105	4	112	9,5	8,7	109	4,15	6
108	4	115	9,5	8,9	109	4,15	6
110	4	117	10,4	9	114	4,15	6
112	4	119	10,5	9,1	116	4,15	6
115	4	122	10,5	9,3	119	4,15	6
120	4	127	11	9,7	124	4,15	6
125	4	132	11	10	129	4,15	6
130	4	137	11	10,2	124	4,15	6
135	4	142	11,2	10,5	129	4,15	6
140	4	147	11,2	10,7	139	4,15	6
145	4	152	11,4	10,9	149	4,15	6
150	4	158	12	11,2	155	4,15	7,5
155	4	164	12	11,4	160	4,15	7,5
160	4	169	13	11,6	165	4,15	7,5
165	4	174,5	13	11,8	170	4,15	7,5
170	4	179,5	13,5	12,2	175	4,15	7,5
175	4	184,5	13,5	12,7	180	4,15	7,5
180	4	189,5	13,5	12,7	185	4,15	7,5
185	4	194,5	14,2	13,2	190	4,15	7,5
190	4	199,5	14,2	13,7	195	4,15	7,5
195	4	204,5	14,2	13,8	200	4,15	7,5
200	4	209,5	14,2	13,8	205	4,15	7,5
210	5	222	14,2	14	216	5,15	9
220	5	232	14,2	14	226	5,15	9
230	5	242	14,2	14	236	5,15	9
240	5	252	14,2	14	246	5,15	9
250	5	262	14,2	14	256	5,15	9
260	5	275	16,2	16	268	5,15	12
270	5	285	16,2	16	278	5,15	12

Esempio di ordinativo: D1 **Order example:** D1 **Bestellbeispiel:** D1

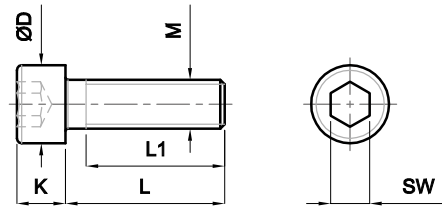
VITE A TESTA CILINDRICA CON ESAGONO INCASSATO
 CYLINDRICAL HEAD SCREW WITH HEXAGON SOCKET
 ZYLINDERKOPFSCHRAUBE MIT INNENSECHSKANT

EV-1

**UNI 5931
 DIN 912**

Classe di resistenza: 12,9
Property class: 12,9
Widerstandsfähigkeit: 12,9

Specifiche: Filettatura ISO Passo Grosso, DIN 13-1
Specification: Threading ISO Coarse Metric DIN 13-1
Spezifikationen: Gewinde ISO Metrisches DIN 13-1



M	D	K	SW	L1	L	M	D	K	SW	L1	L	M	D	K	SW	L1	L	M	D	K	SW	L1	L	M	D	K	SW	L1	L	
4	7	4	3	6,4	8					22	25					32	200					44	140					46	100	
				8,4	10					27	30					32	220					44	150					44	110	
				10,4	12					22	35	12	18	12	10	16	20					44	160					44	120	
				14,4	16					22	40					21	25					44	170					52	130	
				16,4	18					22	45					26	30					44	180					52	140	
				18,4	20					22	50					31	35					44	190					52	150	
				14	25					22	55					30	40					44	200					52	160	
				14	30					22	60					30	45					57	210					52	170	
				14	35					22	70					30	50					57	220					52	180	
				14	40					22	80					30	55					57	240					52	190	
5	8,5	5	4	8	10					22	90					30	60					57	260					52	200	
				10	12					22	100					30	70	16	24	16	14	25	30					65	220	
				14	16					22	110					30	80					30	35					65	240	
				16	18					22	120					30	90					35	40					65	260	
				18	20					28	130					30	100					40	45					65	280	
				23	25					28	140					30	110					45	50					65	300	
				16	30					28	150					30	120					50	55					65	320	
				16	35					28	160					36	130					38	60	24	36	24	19	53	60	
				16	40					28	180					36	140					38	70					63	70	
6	10	6	5	7,5	10					28	200					36	150					38	80					54	80	
				9,5	12					28	220					36	160					38	90					54	90	
				13,5	16	10	16	10	8	12,5	16					36	180					38	100					54	100	
				15,5	18					14,5	18					36	190					38	110					54	110	
				17,5	20					16,5	20					36	200					38	120					54	120	
				22,5	25					21,5	25					49	220					44	130					60	130	
				18	30					26,5	30					49	240					44	140					60	140	
				18	35					31,5	35					49	260					44	150					60	150	
				18	40					26	40					49	280					44	160					60	160	
				18	45					26	45					49	300					44	170					60	170	
				18	50					26	50	14	21	14	12	25	30					44	180					60	180	
				18	55					26	55					30	35					44	190					60	190	
				18	60					26	60					35	40					44	200					60	200	
				18	70					26	70					40	45					57	210					73	220	
				18	80					26	80					45	50					57	220					73	240	
				18	90					26	90					50	55					57	240					73	260	
				18	100					26	100					38	60					57	260					73	280	
				18	110					26	110					38	70					57	280					73	300	
				18	120					26	120					38	80					57	300					73	320	
8	13	8	6	9	12					32	130					38	90	20	30	20	17	44	50				73	340		
				11	14					32	140					38	100					54	60					73	360	
				13	16					32	150					38	110					46	70							
				15	18					32	160					38	120					46	80							
				17	20					32	180					44	130					46	90							

Esempio di ordinativo: MxL **Order example:** MxL **Bestellbeispiel:** MxL

Altre lunghezze disponibili a richiesta - Other lengths supplied on request - Andere Längen auf Anfrage verfügbar



VITE TESTA CILINDRICA RIBASSATA
 CYLINDER HEAD SCREW, FLAT HEAD
 ZYLINDERKOPFSCHRAUBE FLACH

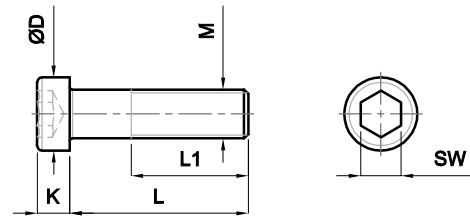
EV-2

DIN 7984

Materiale: Acciaio
Material: Steel
Werkstoff: Stahl

Classe di resistenza: 8.8 (800 N/mm²)
Property class: 8.8 (800 N/mm²)
Widerstandsfähigkeit: 8.8 (800 N/mm²)

Specifiche: Filettatura ISO Passo Grosso, DIN 13-1
Specification: Threading ISO Coarse Metric DIN 13-1
Spezifikationen: Gewinde ISO Metrisches DIN 13-1



M	D	K	SW	L1	L																			
					6	8	10	12	14	16	18	20	25	30	35	40	45	50	55	60	70	80	90	100
4	7	2,8	2,5	14	-	-	-	-	-	-	-	-	-	-	-	-	-	-	-	-	-	-	-	-
5	8,5	3,5	3	16	-	-	-	-	-	-	-	-	-	-	-	-	-	-	-	-	-	-	-	-
6	10	4	4	20	-	-	-	-	-	-	-	-	-	-	-	-	-	-	-	-	-	-	-	-
8	13	5	5	22	-	-	-	-	-	-	-	-	-	-	-	-	-	-	-	-	-	-	-	-
10	16	6	7	26	-	-	-	-	-	-	-	-	-	-	-	-	-	-	-	-	-	-	-	-
12	18	7	8	30	-	-	-	-	-	-	-	-	-	-	-	-	-	-	-	-	-	-	-	-
16	24	9	12	38	-	-	-	-	-	-	-	-	-	-	-	-	-	-	-	-	-	-	-	-

Esempio di ordinativo: MxL **Order example:** MxL **Bestellbeispiel:** MxL

VITE A COLLETO CON GAMBO RETTIFICATO

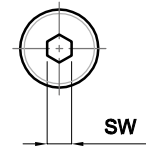
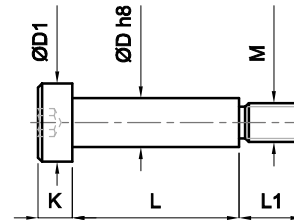
SHOULDER SCREW
SCHULTERPASSSCHRAUBE

EUR-1

ISO 7379

Classe di resistenza: 12,9
Property class: 12,9
Widerstandsfähigkeit: 12,9

Specifiche: Filettatura ISO Passo Grosso, DIN 13-1
Specification: Threading ISO Coarse Metric DIN 13-1
Spezifikationen: Gewinde ISO Metrisches DIN 13-1



M	D	D1	K	SW	L1	L																					
						10	12	16	20	25	30	35	40	45	50	55	60	65	70	80	90	100	110	120	140	160	200
5	6	10	4,5	3	9,5	-	-	-	-	-	-	-	-	-	-	-	-	-	-	-	-	-	-	-	-	-	-
6	8	13	5,5	4	11	-	-	-	-	-	-	-	-	-	-	-	-	-	-	-	-	-	-	-	-	-	-
8	10	16	7	5	13	-	-	-	-	-	-	-	-	-	-	-	-	-	-	-	-	-	-	-	-	-	-
10	12	18	9	6	16	-	-	-	-	-	-	-	-	-	-	-	-	-	-	-	-	-	-	-	-	-	-
12	16	24	11	8	18	-	-	-	-	-	-	-	-	-	-	-	-	-	-	-	-	-	-	-	-	-	-
16	20	30	14	10	22	-	-	-	-	-	-	-	-	-	-	-	-	-	-	-	-	-	-	-	-	-	-
20	24	36	16	12	27	-	-	-	-	-	-	-	-	-	-	-	-	-	-	-	-	-	-	-	-	-	-

Esempio di ordinativo: MxL **Order example:** MxL **Bestellbeispiel:** MxL

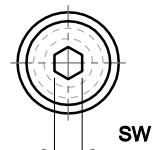
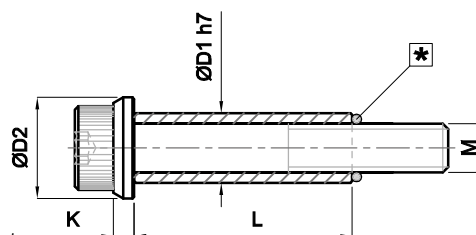
VITE A COLLETO CON DISTANZIALE RETTIFICATO - HRT

GUIDING SHOULDER SCREW
SCHULTERFÜHRUNGSSCHRAUBE

EUR-2

Classe di resistenza: 12.9 (1200 N/mm²)
Property class: 12.9 (1200 N/mm²)
Widerstandsfähigkeit: 12.9 (1200 N/mm²)

Specifiche: Filettatura ISO Passo Grosso, DIN 13-1
Specification: Threading ISO Coarse Metric DIN 13-1
Spezifikationen: Gewinde ISO Metrisches DIN 13-1



Note: Fornite con o-ring * da rimuovere prima dell'utilizzo
Notes: Supplied with o-ring * must be removed before use
Aufzeichnungen: Geliefert mit O-Ring * vor der Verwendungs

M	D1	D2	K	SW	L																						
					15	20	25	30	35	40	45	50	55	60	70	80	90	100	110	120	140	150	160	180	200	220	230
6	10	15	6	5	-	-	-	-	-	-	-	-	-	-	-	-	-	-	-	-	-	-	-	-	-	-	-
8	12,5	19	6,5	6	-	-	-	-	-	-	-	-	-	-	-	-	-	-	-	-	-	-	-	-	-	-	-
10	15	23	7,5	8	-	-	-	-	-	-	-	-	-	-	-	-	-	-	-	-	-	-	-	-	-	-	-
12	17,5	27	9	10	-	-	-	-	-	-	-	-	-	-	-	-	-	-	-	-	-	-	-	-	-	-	-
16	23	34	11	14	-	-	-	-	-	-	-	-	-	-	-	-	-	-	-	-	-	-	-	-	-	-	-

Esempio di ordinativo: MxL **Order example:** MxL **Bestellbeispiel:** MxL



VITE A TESTA SVASATA PIANA CON ESAGONO INCASSATO

COUNTERSUNK HEAD SCREW WITH HEXAGON SOCKET

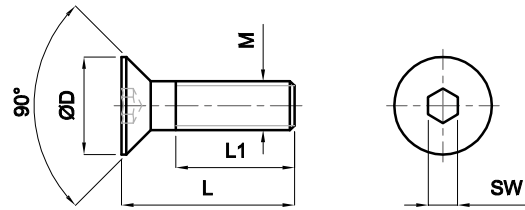
SENKKOPFSCHRAUBE MIT INNENSECHSKANT

EVS-1

UNI 5933
DIN 7991

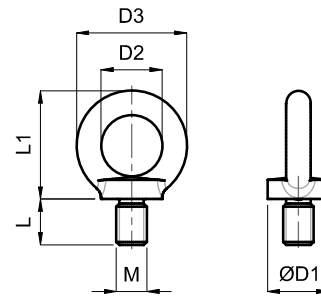
Classe di resistenza: 10,9
Property class: 10,9
Widerstandsfähigkeit: 10,9

Specifiche: Filettatura ISO Passo Grosso, DIN 13-1
Specification: Threading ISO Coarse Metric DIN 13-1
Spezifikationen: Gewinde ISO Metrisches DIN 13-1



M	D	SW	L1	L																											
				6	8	10	12	14	16	18	20	22	25	30	35	40	45	50	55	60	65	70	80	90	100	110	120				
3	6	2	12	-	-	-	-	-	-	-	-	-	-	-	-	-	-	-	-	-	-	-	-	-	-	-	-	-			
4	8	2,5	14	-	-	-	-	-	-	-	-	-	-	-	-	-	-	-	-	-	-	-	-	-	-	-	-	-			
5	10	3	16	-	-	-	-	-	-	-	-	-	-	-	-	-	-	-	-	-	-	-	-	-	-	-	-	-			
6	12	4	18	-	-	-	-	-	-	-	-	-	-	-	-	-	-	-	-	-	-	-	-	-	-	-	-	-			
8	16	5	22	-	-	-	-	-	-	-	-	-	-	-	-	-	-	-	-	-	-	-	-	-	-	-	-	-			
10	20	6	26	-	-	-	-	-	-	-	-	-	-	-	-	-	-	-	-	-	-	-	-	-	-	-	-	-			
12	24	8	30	-	-	-	-	-	-	-	-	-	-	-	-	-	-	-	-	-	-	-	-	-	-	-	-	-			
14	27	10	34	-	-	-	-	-	-	-	-	-	-	-	-	-	-	-	-	-	-	-	-	-	-	-	-	-			
16	30	10	38	-	-	-	-	-	-	-	-	-	-	-	-	-	-	-	-	-	-	-	-	-	-	-	-	-			
18	33	12	42	-	-	-	-	-	-	-	-	-	-	-	-	-	-	-	-	-	-	-	-	-	-	-	-	-			
20	36	12	46	-	-	-	-	-	-	-	-	-	-	-	-	-	-	-	-	-	-	-	-	-	-	-	-	-			

Esempio di ordinativo: MxL **Order example:** MxL **Bestellbeispiel:** MxL



M x P	D1	D3	D2	L1	L	PESO (KG)	CARICO MASSIMO CONSENTITO IN KG	
							MAXIMUM LOAD ALLOWED IN KG	
						WEIGHT KG	MAXIMAL ZULÄSSIGE LAST IN KG	
							PER OGNI GOLFARE FOR EACH EYE BOLT FÜR JEDE RINGSCHRAUBE	
							PER OGNI GOLFARE FOR EACH EYE BOLT FÜR JEDE RINGSCHRAUBE	
8x1,25	20	36	20	36	13	0,06	140	95
10x1,50	25	45	25	45	17	0,11	230	170
12x1,75	30	54	30	53	20,5	0,18	340	240
14x2	30	54	30	53	20,5	0,18	450	320
16x2	35	63	35	62	27	0,28	700	500
18x2,5	35	63	35	62	27	0,28	900	640
20x2,5	40	72	40	71	30	0,45	1200	830
24x3	50	90	50	90	36	0,74	1800	1270
30x3,5	65	108	60	109	45	1,66	3600	2600
36x4	75	126	70	128	54	2,65	5100	3700
36x3	75	126	70	128	54	2,65	5100	3700
42x4,5	85	144	80	147	63	4,03	7000	5000
42x3	85	144	80	147	63	4,03	7000	5000
48x5	100	166	90	168	68	6,38	8600	6100
48x3	100	166	90	168	68	6,38	8600	6100
56x5,5	110	184	100	187	78	8,80	11500	8300
56x4	110	184	100	187	78	8,80	11500	8300
64x6	120	206	110	208	90	12,4	16000	11000
64x4	120	206	110	208	90	12,4	16000	11000
72x6	150	260	140	260	100	23,3	21000	15000
72x4	150	260	140	260	100	23,3	21000	15000
80x6	170	296	160	298	112	34,2	28000	20000
80x4	170	296	160	298	112	34,2	28000	20000
100x6	190	330	180	330	130	49,1	38000	27000
100x4	190	330	180	330	130	49,1	38000	27000

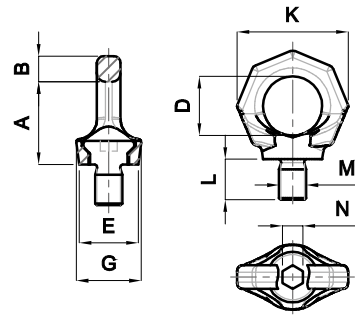
Esempio di ordinativo: MxP (da M36, Passo MA a richiesta)

Order example: MxP (from M36, MA pitch upon request)

Bestellbeispiel: MxP (von M36, MA Schrauben auf Anfrage)

GOLFARE GIREVOLE MASCHIO
SWIVELLING EYEBOLT
 RINGSCHRAUBE

URS-F



Specifiche: Filettatura ISO Passo Grosso, DIN 13-1
Specification: Threading ISO Coarse Metric DIN 13-1
Spezifikationen: Gewinde ISO Metrisches DIN 13-1

Note: Fare riferimento al sito internet www.rud.com per informazioni tecniche o supporto
Notes: Refer to the website www.rud.com for technical information or support
Aufzeichnungen: Sh. www.rud.com für technische Informationen oder Unterstützung

M	A	B	D	E	G	L	K	N	PESO (KG)	TONS
									WEIGHT KG GEWICHT IN KG	TONS TONS
6	27	9	20	23	27	9	37	6	0,06	0.10
8	34	11	25	25	28	12	47	6	0,1	0.30
10	34	11	25	25	28	15	47	6	0,1	0.40
12	42	13	30	30	34	18	56	8	0,2	0.75
16	49	15	35	35	40	24	65	10	0,3	1.5
20	57	17	40	42	50	30	75	12	0,5	2.3
24	69	21	48	50	60	36	90	14	0,9	3.2
30	86	26	60	60	75	45	112	17	1,7	4.5
36	103	32	72	75	90	54	135	22	2,9	7.0
42	120	38	82	85	105	63	158	24	4,6	9.0
48	137	43	94	100	120	72	180	27	7,0	12.0

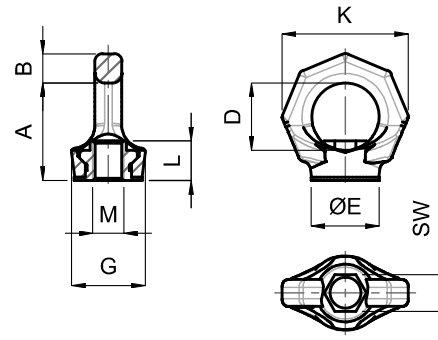
Esempio di ordinativo: M **Order example:** M **Bestellbeispiel:** M

GOLFARE GIREVOLE FEMMINA

SWIVELLING EYE/UT

RINGMUTTER

VRM



Specifiche: Filettatura ISO Passo Grosso, DIN 13-1
Specification: Threading ISO Coarse Metric DIN 13-1
Spezifikationen: Gewinde ISO Metrisches DIN 13-1

Note: Fare riferimento al sito internet www.rud.com per informazioni tecniche o supporto
Notes: Refer to the website www.rud.com for technical information or support
Aufzeichnungen: Sh. www.rud.com für technische Informationen oder Unterstützung

M	A	B	D	E	G	L	K	SW	PESO (KG)	TONS
									WEIGHT KG GEWICHT IN KG	TONS TONS
8	34	11	25	25	28	14	47	12	0,1	0.30
10	34	11	25	25	28	14	47	12	0,1	0.40
12	42	13	30	30	34	17	56	14	0,2	0.75
16	51	15	35	35.5	40	21	65	19	0,3	1.5
20	57	17	40	40	50	23	75	24	0,5	2.3
24	69	21	48	50	60	29	90	30	0,9	3.2
30	86	26	60	60	75	34	112	36	1,5	4.5

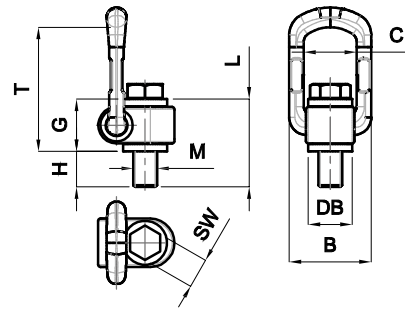
Esempio di ordinativo: M **Order example:** M **Bestellbeispiel:** M

GOLFARE GIREVOLE CON BULLONE

LOAD RING BOLTED

WIRBELBOCK MIT SCHRAUBE

VLBG



Specifiche: Filettatura ISO Passo Grosso, DIN 13-1
Specification: Threading ISO Coarse Metric DIN 13-1
Spezifikationen: Gewinde ISO Metrisches DIN 13-1

Note: Fare riferimento al sito internet www.rud.com per informazioni tecniche o supporto
Notes: Refer to the website www.rud.com for technical information or support
Aufzeichnungen: Sh. www.rud.com für technische Informationen oder Unterstützung

M	B	C	DB	G	H	L	T	SW	PESO (KG)	CARICO (T)
									WEIGHT KG GEWICHT IN KG	LOAD TONS ZULASSIGE IN TONS
8	54	34	24	29	11	40	75	13	0,3	0.3
10	54	34	24	29	16	45	75	17	0,32	0.6
12	54	34	26	29	21	50	75	19	0,33	1.0
14	56	36	30	36	34	70	85	24	0,55	1.2
16	56	36	30	36	24	60	85	24	0,55	1.5
18	82	54	45	43	47	90	110	30	1,3	2.0
20	82	54	45	43	32	75	110	30	1,3	2.5
24	82	54	45	43	37	80	125	36	1,5	4.0
27	103	65	60	61	39	100	147	41	3,1	4.0
30	103	65	60	61	49	110	147	46	3,1	5.0
36	103	65	60	55	52	107	146	55	3,3	7.0
36	122	82	70	77	63	140	197	55	5,8	8.0
42	122	82	70	77	73	150	197	65	6,4	10.0
42	156	100	85	87	63	150	222	65	11,2	15.0
48	156	100	95	87	73	160	222	75	11,6	20.0

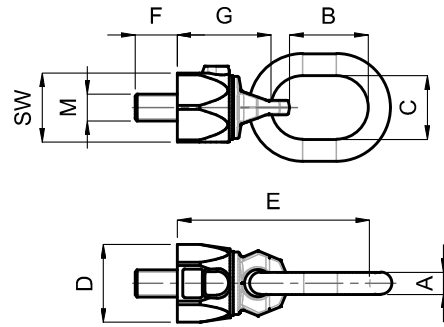
Esempio di ordinativo: M x Carico **Order example:** M x Load **Bestellbeispiel:** M x Zulässige

GOLFARE GIREVOLE CON ANELLO

LOAD RING

WIRBELBOCK MIT RING

VWBG



Note: Fare riferimento al sito internet www.rud.com per informazioni tecniche o supporto
Notes: Refer to the website www.rud.com for technical information or support
Aufzeichnungen: Maximaler Belastungswert im Falle einer falschen Positionierung des Rings. Sh. www.rud.com

M	A	B	C	D	E	F	G	SW	PESO (KG)	TONS
									WEIGHT KG GEWICHT IN KG	TONS TONS
8	8	31	29	33	76	13	36	28	0,25	0.30* - 0.40
10	8	31	29	36	78	17	38	30	0,3	0.45* - 0.60
12	10	49	35	42	107	21	47	36	0,4	0.60* - 0.75
14	13	46	38	48	112	25	56	41	0,6	1.0* - 1.25
16	13	46	38	48	114	25	56	41	0,6	1.3* - 1.5
18	13	54	35	64	137	33	67	55	1,1	1.8* - 2.0
20	13	54	35	64	137	33	67	55	1,1	2.0* - 2.5
24	18	66	40	81	173	40	88	70	2,7	3.5* - 4.0
30	22	90	50	99	221	50	106	85	5,5	5.0* - 6.0

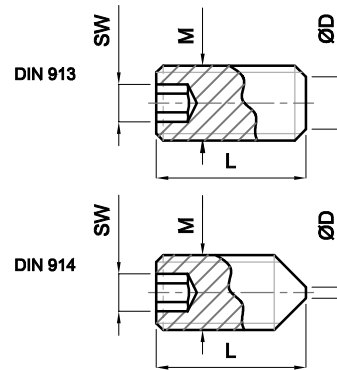
* = Valore di carico massimo per posizionamento errato dell'anello. Consultare sito www.rud.com
 * = Maximum load value to incorrect positioning of the ring. See site www.rud.com
 * = Maximale Belastungswert auf falsche Positionierung des Rings. Sh. Website www.rud.com

Esempio di ordinativo: M **Order example:** M **Bestellbeispiel:** M

GRANO FILETTATO CON ESAGONO INCASSATO
 HEX-SOCKET THREADED SET SCREW
 GEWINDESTIFT MIT INNENSECHSKANT

DIN 913 **EGR / EGRP** DIN 914

Specifiche: Filettatura ISO Passo Grosso, DIN 13-1
Specification: Threading ISO Coarse Metric DIN 13-1
Spezifikationen: Gewinde ISO Metrisches DIN 13-1

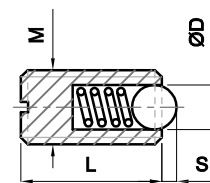


M		D		SW	L																
DIN913	DIN914	3	4	5	6	8	10	12	14	16	20	25	30	35	40	45	50	60	70		
3	2	0,75	1,5	-	-	-	-	-	-	-	-	-	-	-	-	-	-	-	-		
4	2,5	1	2	-	-	-	-	-	-	-	-	-	-	-	-	-	-	-	-		
5	3,5	1,25	2,5	-	-	-	-	-	-	-	-	-	-	-	-	-	-	-	-		
6	4	1,5	3	-	-	-	-	-	-	-	-	-	-	-	-	-	-	-	-		
8	5,5	2	4	-	-	-	-	-	-	-	-	-	-	-	-	-	-	-	-		
10	7	2,5	5	-	-	-	-	-	-	-	-	-	-	-	-	-	-	-	-		
12	8,5	3	6	-	-	-	-	-	-	-	-	-	-	-	-	-	-	-	-		
14	10	4	6	-	-	-	-	-	-	-	-	-	-	-	-	-	-	-	-		
16	12	4	8	-	-	-	-	-	-	-	-	-	-	-	-	-	-	-	-		
18	13	5	10	-	-	-	-	-	-	-	-	-	-	-	-	-	-	-	-		
20	15	5	10	-	-	-	-	-	-	-	-	-	-	-	-	-	-	-	-		
22	17	6	12	-	-	-	-	-	-	-	-	-	-	-	-	-	-	-	-		
24	17	6	12	-	-	-	-	-	-	-	-	-	-	-	-	-	-	-	-		

Esempio di ordinativo: MxL **Order example:** MxL **Bestellbeispiel:** MxL

GRANO A SFERA
 SPRING PLUNGER
 KUGELSTIFT

EGF



Specifiche: Filettatura ISO Passo Grosso, DIN 13-1
Specification: Threading ISO Coarse Metric DIN 13-1
Spezifikationen: Gewinde ISO Metrisches DIN 13-1

M	D	L	S
4	2,5	9	0,8
5	3	12	0,9
6	3,5	14	1
8	5	16	1,5
10	6	19	2
12	8	22	2,5
16	10	24	3,5

Esempio di ordinativo: M **Order example:** M **Bestellbeispiel:** M

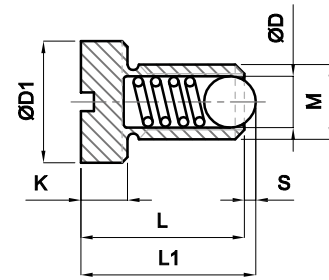
GRANO A SFERA CON TESTA
SPRING PLUNGER SHOULDERED
 FEDERANDES DRUCKSTÜCK

EGRT

Acciaio: 1.0718
Steel: 1.0718
Stahl: 1.0718

Trattamento: Bonificato
Treatment: Quenched
Behandlung: Vergütet

Durezza: 140 HB
Hardness: 140 HB
Härte: 140 HB



S: Massimo rientro sfera
S: Maximum ball return
S: Maximale Ballrück

M	D	D1	K	L	L1	S	KG.
4	2,5	6	2,5	9	9,8	0,6	1,2
5	3	8	3,5	12	12,9	0,7	1,4
6	3,5	10	4	14	15	0,8	1,5
8	5	13	5	16	17,5	1,2	3
10	6	16	6	20	22	1,6	4,4
12	8	18	7	22	24,5	2	6,1

Esempio di ordinativo: M **Order example:** M **Bestellbeispiel:** M

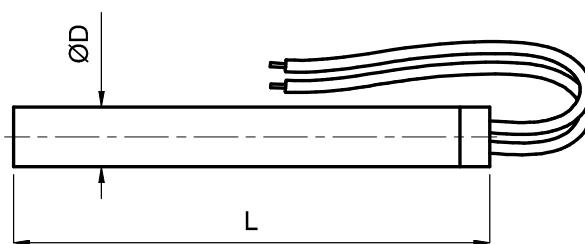
RISCALDATORE ULTRAMAX (CON TERMOCOPPIA O SENZA TERMOCOPPIA)

ULTRAMAX HEATER (WITH OR WITHOUT THERMOCOUPLE)

ERHITZER ULTRAMAX (MIT ODER OHNE THERMOELEMENT)

EUTX

Misure: mm
Size: mm
Größe: mm



ØD - 6,5 (-0,03 / -0,05)			ØD - 8 (-0,04 / -0,06)			ØD - 10 (-0,04 / -0,07)			ØD - 12,5 (-0,05 / -0,08)			
L	W/230 V	W/cm ²	L	W/230 V	W/cm ²	L	W/230 V	W/cm ²	L	W/230 V	W/cm ²	
40	125	22	40	150	21	40	150	18	40	200	20	
	150	27		200	28		200	24		250	25	
	175	31	50	150	16	50	250	30	50	300	22	
	200	36		200	22		200	18		400	29	
50	150	20	60	250	27	60	250	22	60	300	17	
	175	24		200	17		300	26		400	23	
	200	27	80	250	21	80	250	18	80	400	16	
	250	34		300	25		300	21		500	20	
60	200	21	100	200	12	100	400	28	100	500	15	
	250	26		250	15		250	12		130	600	14
	300	32	130	300	18	130	300	15	130	160	800	13
	300	22		400	24		400	20		200	1000	14
80	250	19	160	200	9	160	300	11	160	250	1250	14
	300	22		250	12		400	15		300	1500	14
	300	17	130	300	14	130	500	19	130			
	400	23		400	19		400	11				
100	250	15	160	400	14	160	400	9	160			
	300	17		300	10		400	14				
	400	23	130	400	14	130	500	14	130			
	300	17		400	11		600	13				
100	250	15	160	500	14	160	600	13	160			
	300	17		400	11		400	9				
	400	23	130	500	14	130	600	13	130			
	300	17		400	11		400	9				

Esempio di ordinativo: DxLxW

Order example: DxLxW

Bestellbeispiel: DxLxW



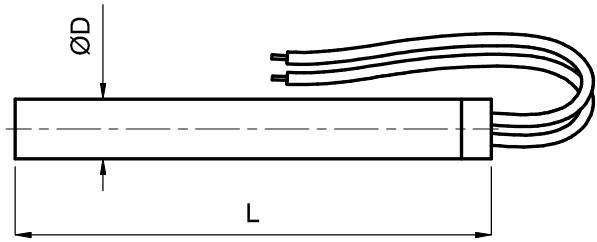
RISCALDATORE ULTRAMAX (CON TERMOCOPPIA O SENZA TERMOCOPPIA)

ULTRAMAX HEATER (WITH OR WITHOUT THERMOCOUPLE)

ERHITZER ULTRAMAX (MIT ODER OHNE THERMOELEMENT)

EUTX

Misure: Pollici
Size: Inches
Größe: Zoll



ØD - 1/4" 6,35mm (-0,03 / -0,05)			ØD - 3/8" 9,52mm (-0,04 / -0,07)			ØD - 1/2" 12,7mm (-0,05 / -0,08)			
L	W/230 V	W/cm ²	L	W/230 V	W/cm ²	L	W/230 V	W/cm ²	
1 1/2" 38,1mm	125	24	1 1/2" 38,1mm	150	17	1 1/2"	200	22	
	150	29		250	28		1 3/4"	250	20
	175	34		300	33	300		25	
	200	38		2" 50,8mm	150	17	400	26	
2" 50,8mm	150	20	1 3/4" 44,4mm	200	22	2"	300	20	
	175	23		250	28		2 1/2"	300	16
	200	26		300	33	400		21	
	250	33		2" 50,8mm	200	18	500	21	
2 1/2" 63,5mm	200	20	2" 50,8mm	250	22	3"	400	17	
	250	25		300	27		3 1/2"	500	17
	300	30		3" 76,2mm	250	17		4"	500
	3" 76,2mm	200		16	300	20	5"	600	14
3 1/2" 88,9mm	250	16	2 1/2" 63,5mm	350	23	6"	750	14	
	300	20		3" 76,2mm	250	14	7"	1000	15
	300	24		300	16	8"	1000	13	
	3 1/2" 88,9mm	250		16	350	19	9"	1200	14
4" 101mm	250	14	3" 76,2mm	400	22	10"	1200	13	
	300	17		400	22	12"	1500	13	
	300	17		500	22				
	400	23		3 1/2" 88,9mm	300	14			
			400	18					
			500	22					
			4" 101mm	300	12				
			400	15					
			500	19					
			5" 127mm	400	12				
			500	15					
			6" 152,4mm	400	10				
			500	12					
			600	15					

Esempio di ordinativo: DxLxW **Order example:** DxLxW **Bestellbeispiel:** DxLxW

RESISTENZA A FASCIA PER UGELLO

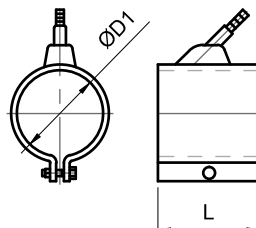
STRIP HEATER FOR NOZZLE

HEIZEELEMENT FÜR ANGUSSBUCHSE

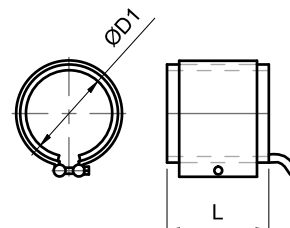
ERU

- Specifiche:** Su richiesta disponibili con termocoppia a Fascia o a Lamina
- Specifications:** Available on request with Strip or Flat Thermocouple
- Spezifikationen:** Auf Anfrage auch mit flachen oder gewölbten Thermoelementen verfügbar

TIPO A - TYPE A - TYP A



TIPO B - TYPE B - TYP B



D1	L	WATT
25	30	90
30	25	90
	30	110
	35	130
	40	150
35	25	110
	30	130
	35	150
	40	170
40	45	190
	25	125
	30	150
	35	175
42	40	220
	45	225
	25	130
	30	160
45	35	180
	40	210
	25	140
	30	170
	35	200
50	40	230
	45	250
	50	280
	55	310

D1	L	WATT
50	20	120
	25	150
	30	190
	35	220
	40	250
55	50	310
	60	380
	20	140
	25	170
60	30	210
	35	240
	40	280
	50	350
	20	150
60	25	190
	30	220
	35	260
	40	300
	50	380
60	450	

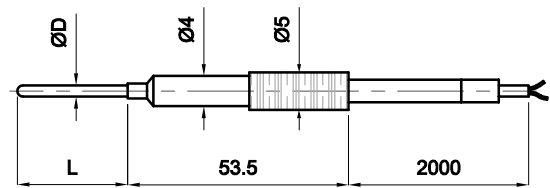
Esempio di ordinativo: Tipo x D1 x L **Order example:** Type x D1 x L **Bestellbeispiel:** Typ x D1 x L

TERMOCOPPIA
THERMOCOUPLE
THERMOELEMENT

ET-1

Tipo: J
Type: J
Typ: J

Standard: 2000 mm cavi - Rosso (+) Blu (-)
Standard: 2000 mm cables - Red (+) Blue (-)
Standard: 2000 mm Kabel - Rot (+) Blau (-)



D	L
1	100
1	200
1,5	100
1,5	200

Esempio di ordinativo: DxL **Order example:** DxL **Bestellbeispiel:** DxL

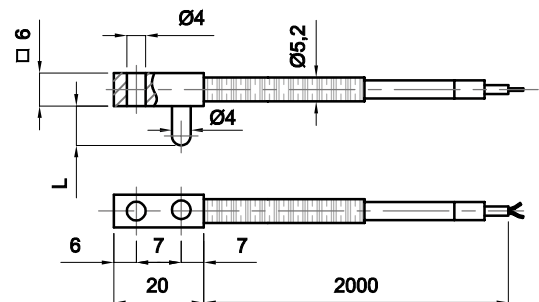
Altre lunghezze disponibili a richiesta - Other lengths supplied on request - Andere Längen auf Anfrage verfügbar

TERMOCOPPIA
THERMOCOUPLE
THERMOELEMENT

ET-2

Tipo: J
Type: J
Typ: J

Standard: 2000 mm cavi - Rosso (+) Blu (-)
Standard: 2000 mm cables - Red (+) Blue (-)
Standard: 2000 mm Kabel - Rot (+) Blau (-)



D	L
4,0	20,0

Esempio di ordinativo: DxL **Order example:** DxL **Bestellbeispiel:** DxL

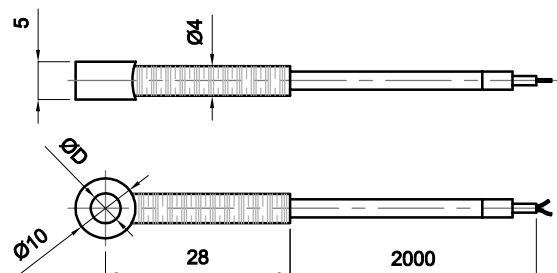
Altre lunghezze disponibili a richiesta - Other lengths supplied on request - Andere Längen auf Anfrage verfügbar

TERMOCOPPIA AD ASOLA
THERMOCOUPLE WITH HOLE
THERMOELEMENT MIT LOCH

ET-3

Tipo: J
Type: J
Typ: J

Standard: 1000 mm cavi - Rosso (+) Blu (-)
Standard: 1000 mm cables - Red (+) Blue (-)
Standard: 1000 mm Kabel - Rot (+) Blau (-)



D	VITE - SCREW - SCHRAUBEN
5,2	M5

Esempio di ordinativo: D **Order example:** D **Bestellbeispiel:** D

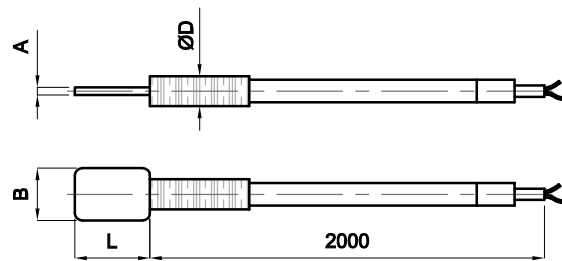
Altre lunghezze disponibili a richiesta - Other lengths supplied on request - Andere Längen auf Anfrage verfügbar

TERMOCOPPIA A LAMINA
 THERMOCOUPLE WITH FLAT END
 FLACHES THERMOELEMENT

ET-4

Tipo: J
Type: J
Typ: J

Standard: 2000 mm cavi - Rosso (+) Blu (-)
Standard: 2000 mm cables - Red (+) Blue (-)
Standard: 2000 mm Kabel - Rot (+) Blau (-)



D	A	B	L
4	0,7	10	20
5	0,7	14	21,5

Esempio di ordinativo: D **Order example:** D **Bestellbeispiel:** D

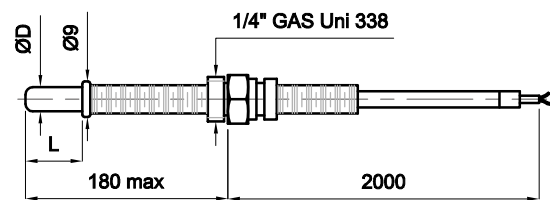
Altre lunghezze disponibili a richiesta - Other lengths supplied on request - Andere Längen auf Anfrage verfügbar

TERMOCOPPIA
 THERMOCOUPLE
 THERMOELEMENT

ET-6

Tipo: J
Type: J
Typ: J

Standard: 2000 mm cavi - Rosso (+) Blu (-)
Standard: 2000 mm cables - Red (+) Blue (-)
Standard: 2000 mm Kabel - Rot (+) Blau (-)



D	L
6	15
6	35

Esempio di ordinativo: DxL **Order example:** DxL **Bestellbeispiel:** DxL

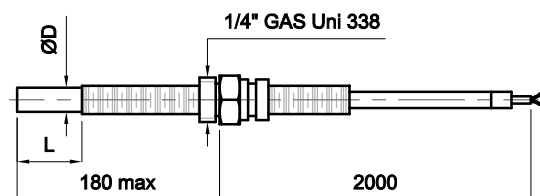
Altre lunghezze disponibili a richiesta - Other lengths supplied on request - Andere Längen auf Anfrage verfügbar

TERMOCOPPIA
 THERMOCOUPLE
 THERMOELEMENT

ET-8

Tipo: J
Type: J
Typ: J

Standard: 2000 mm cavi - Rosso (+) Blu (-)
Standard: 2000 mm cables - Red (+) Blue (-)
Standard: 2000 mm Kabel - Rot (+) Blau (-)

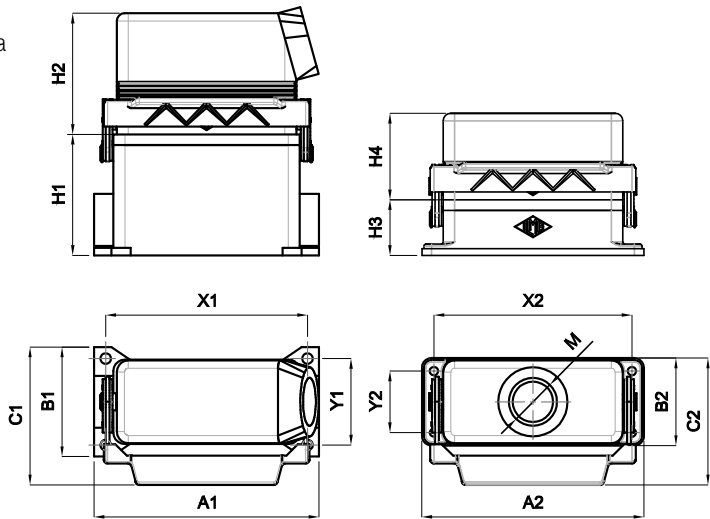
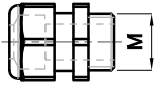


D	L
8	15
8	35

Esempio di ordinativo: DxL **Order example:** DxL **Bestellbeispiel:** DxL

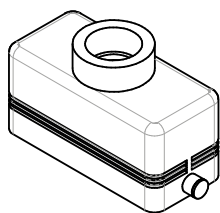
Altre lunghezze disponibili a richiesta - Other lengths supplied on request - Andere Längen auf Anfrage verfügbar

Note: Altre tipologie disponibili a richiesta
Notes: Other types available on request
Aufzeichnungen: Andere Typen auf Anfrage



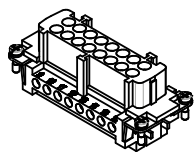
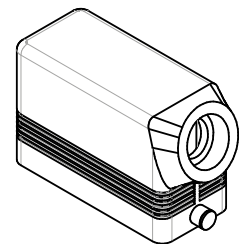
TYP	M
L20	20
L20	20
L25	25
L25	25

PIN	A1	B1	C1	X1	Y1	A2	B2	C2	X2	Y2	H1	H2	H3	H4
6	82	52	77,5	70	40	82,5	45,5	74	70	32	53	50,4	29	40
10	93	52	78	82	40	95,5	45,5	74	83	32	57	52	29	45
16	117	57	80	105	45	115,5	45,5	74	103	32	63	63	29	45
24	144	57	80	132	45	142,5	45,5	74	130	32	63	63	29	55

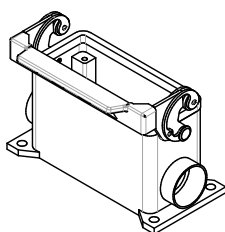
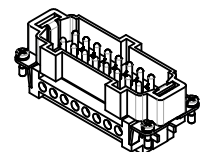


ACDC-1	
COD.	TYP
ACDC10620	MHV 06 L20
ACDC11020	MHV 10 L20
ACDC11625	MHV 16 L25
ACDC12425	MHV 24 L25

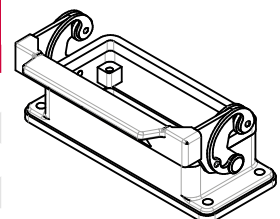
ACDC-2	
COD.	TYP
ACDC20620	MHO 06 L20
ACDC21020	MHO 10 L20
ACDC21625	MHO 16 L25
ACDC22425	MHO 24 L25



ACDC-3 F		PIN	VOLT	OHM	ACDC-3 M	
COD.	TYP				COD.	TYP
ACDC306 F	CNEF 06 T	6	500 V	0,5 a 4,0 / 1mΩ	ACDC306 M	CNEM 06 T
ACDC310 F	CNEF 10 T	10	500 V	0,5 a 4,0 / 1mΩ	ACDC310 M	CNEM 10 T
ACDC316 F	CNEF 16 T	16	500 V	0,5 a 4,0 / 1mΩ	ACDC316 M	CNEM 16 T
ACDC324 F	CNEF 24 T	24	500 V	0,5 a 4,0 / 1mΩ	ACDC324 M	CNEM 24 T



ACDC-4			ACDC-5		
COD.	DIM.	TYP	COD.	DIM.	TYP
ACDC40620	44.27	MHP 06 L20	ACDC506	44.27	CHI 06 L
ACDC41020	57.27	MHP 10 L20	ACDC510	57.27	CHI 10 L
ACDC41625	77.27	MHP 16 L25	ACDC516	77.27	CHI 16 L
ACDC42425	104.27	MHP 24 L25	ACDC524	104.27	CHI 24 L



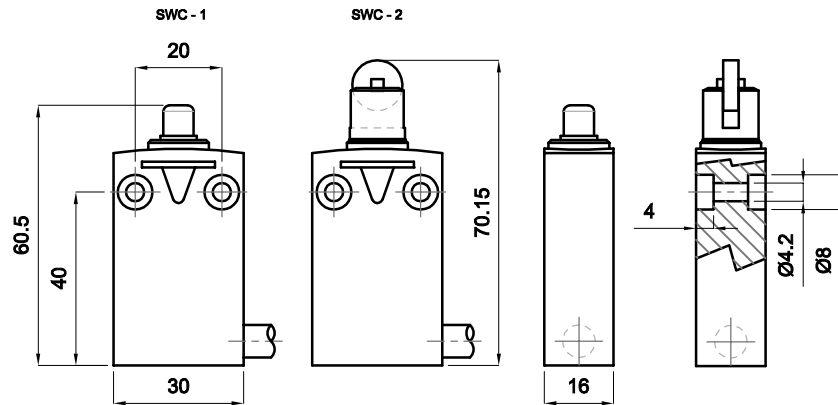
Esempio di ordinativo: Codice alfanumerico

Order example: Alphanumeric code

Bestellbeispiel: Alphanumerischen Code

FINECORSA
LIMIT SWITCH
ENDSCHALTER

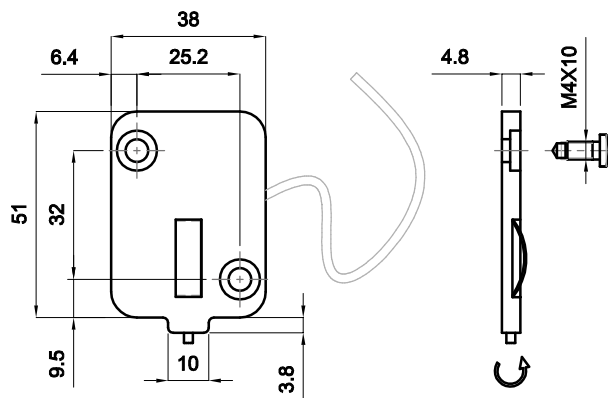
SWC-1 / 2



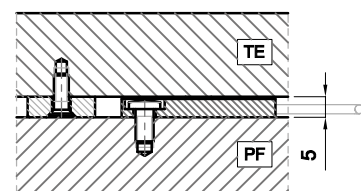
CARATTERISTICHE	CHARACTERISTICS	EIGENSCHAFTEN	SWC-1	SWC-2
Tensione	Voltage	Spannung	240V	240V
Corrente	Current	Strom	5A	5A
Contatti	Contacts	Anschluss	1NO / 1NC	1NO / 1NC
Protezione	Protection	Sicherung	IP67	IP66
Poli	Poles	Pole	2	2
Temp. Max:	Temp. Max:	Temp. Max:	70°C	70°C
Temp. Min:	Temp. Min:	Temp. Min:	-25°C	-25°C

FINECORSA SOTTILE DA INCASSO
LIMIT SWITCH THIN FOR EMBEDDING
ENDSCHALTER DÜNN FÜR DIE EINBETTUNG

SWC-3




CARATTERISTICHE	CHARACTERISTICS	EIGENSCHAFTEN	SWC-3
Tensione	Voltage	Spannung	48V
Corrente	Current	Strom	1A
Contatti	Contacts	Anschluss	1NO / 1NC
Protezione	Protection	Sicherung	IP 31
Poli	Poles	Pole	2
Temp. Max:	Temp. Max:	Temp. Max:	79°C
Temp. Min:	Temp. Min:	Temp. Min:	-25°C



KIT LIME DIAMANTATE AD AGO 140 MM

NEEDLE - SHAPED DIAMOND FILE HIT 140 MM

SATZ DIAMANTADELFEILEN 140 MM



PROFILO	FORMA	SEZIONE (mm)	COD.
PROFILE PROFIL	SHAPE FORM	SECTION (mm) QUERSCHNITT (mm)	
	Piatta 4 lati - Flat 4 sides - Flach 4 Seiten	5,5 x 1,5	LP140
	Triangolare - Triangular - Dreieckig	4 x 4	LT140
	Quadrata - Square - Quadratisch	3 x 3	LQ140
	Mezza tonda - Half circle - Halbrund	5 x 2	LH140
	Rotonda - Circular - Rund	3	LR140
	Coltello - Knife - Messer	5 x 2	LK140

Esempio di ordinativo: Codice **Order example:** Code **Bestellbeispiel:** Code

Caratteristiche tecniche:

Lunghezza totale 140 mm
Lunghezza parte diamantata 70 mm
Gambo Ø 3 mm
Granulometria diamante D126 per impiego universale

Utilizzo: Per lavorazioni di carburo di tungsteno, acciaio temperato e nitrurato, ceramiche, ferrite, vetro, pietre dure e preziose, quarzi, fibre di carbonio

Technical characteristics:

Total length 140 mm
Length of diamond coated section, 70 mm
Shank Ø 3 mm
Diamond particle size D126 for universal use

Application: For processing tungsten carbide, hardened and nitrided steel, ceramics, ferrite, glass, hard and precious stones, quartz and carbon fiber

Technische Eigenschaften:

Gesamtlänge 140 mm
Diamantbestückte Länge 70 mm
Schaft Ø 3 mm
Diamant-Korngröße D126 für universellen Einsatz

Anwendung: Zur Bearbeitung von Wolframcarbide, gehärtetem und nitriertem Stahl, Keramik, Ferrit, Glas, Halbedelstein und Edelstein, Quarz, Kohlenstoffaser

PASTA DIAMANTATA SPECIALE - TIPO EXTRA HIGH (SIRINGA DA 5 GRAMMI)

SPECIAL DIAMOND PASTES - EXTRA HIGH (5 GRAMS SYRINGE)

SPEZIAL - DIAMANTPASTEN - TYP EXTRA HIGH (5 GRAMM SPRITZE)

COD.	MICRON	LAVORAZIONE - PROCESSING - BEARBEITUNG
57600300	4	Finitura - Finishing - Endbearbeitung
57600400	6	Finitura - Finishing - Endbearbeitung
57600500	9	Media / Fine - Medium / Fine - Mittel / Fein
57600600	16	Media / Fine - Medium / Fine - Mittel / Fein
57600700	21	Sgrossatura - Roughing - Grobbearbeitung

KIT 5 PASTE DIAMANTATE SPECIALI

HIT OF 5 SPECIAL DIAMOND PASTES

SATZ 5 SPEZIAL-DIAMANTPASTEN

COD.	DESCRIZIONE - DESCRIPTION - BESCHREIBUNG
BUSTA	4/6/9/16/21 micron

Esempio di ordinativo: Codice **Order example:** Code **Bestellbeispiel:** Code

HIT FRESE ROTATIVE DIAMANTATE HP
HP DIAMOND ROTARY MILLING HEAD HIT
SATZ DIAMANT - ROTIERFRÄSER HP

FORMA SHAPE FORM	DIMENSIONI REALI REAL DIMENSIONS TATSÄCHLICHE	TESTA DIAMANTATA (max. Ø x lunghezza, mm) DIAMOND TIP (max. Ø x length, mm) DIAMANTKOPF (max. Ø x Länge, mm)	COD.
Sfera - Sphere - Kugel		1,8 X 1,6	001/018
Sfera - Sphere - Kugel		3,5 X 3,2	001/035
Cilindro - Cylinder - Zylinder		1,2 X 6,0	110/012
Cilindro - Cylinder - Zylinder		1,6 X 8,0	111/016
Cilindro - Cylinder - Zylinder		2,1 X 8,0	111/021
Cilindro - Cylinder - Zylinder		3,0 X 4,0	109/030
Cono appuntito - Pointed cone - Spitzkegel		3,0 X 13,0	168/030
Cono appuntito - Pointed cone - Spitzkegel		6,0 X 5,2	162/060
Cono testa arrotondata - Rounded tip cone - Rundkegel		4,5 X 12,0	266/045
Lente - Dome - Linse		5,0 X 2,0	304/050

Esempio di ordinativo: Codice **Order example:** Code **Bestellbeispiel:** Code

Caratteristiche tecniche:

Lunghezza totale 44/66 mm
 Gambo Ø 3 mm oppure Ø 2,35 mm
 Granulometria diamante D126 per impiego universale

Utilizzo: Per lavorazioni di carburo di tungsteno, acciaio temperato e nitrurato, ceramiche, ferrite, vetro, pietre dure e preziose, quarzi, fibre di carbonio

Technical characteristics:

Total length 44/66 mm
 Shank Ø 3 mm or Ø 2,35 mm
 Diamond particle size D126 for universal use

Application: For processing tungsten carbide, hardened and nitrided steel, ceramics, ferrite, glass, hard and precious stones, quartz and carbon fiber

Technische Eigenschaften:

Gesamtlänge 44/66 mm
 Schaft Ø 3 mm oder Ø 2,35 mm
 Diamant-Korngröße D126 für universellen Einsatz

Anwendung: Zur Bearbeitung von Wolframcarbide, gehärtetem und nitriertem Stahl, Keramik, Ferrit, Glas, Halbedelstein und Edelstein, Quarz, Kohlenstoffaser

Velocità di rotazione suggerita - Recommended speed of rotating - Empfohlene Drehgeschwindigkeit

Ø (mm)	GIRI/MINUTO - RPM - U/M (MIN)	GIRI/MINUTO - RPM - U/M (MAX)
1,0 - 3,5	15.000	80.000
3,6 - 5,4	10.000	50.000
5,5 - 8,0	10.000	20.000

ACCESSORI PER STAMPI
DI TRANCIATURA E IMBUTITURA

STANDARD ELEMENTS FOR DIES

AND PUNCHING TOOLS

NORMALIEN FÜR STANZ-
UND SCHNITTWERKZEUGEN



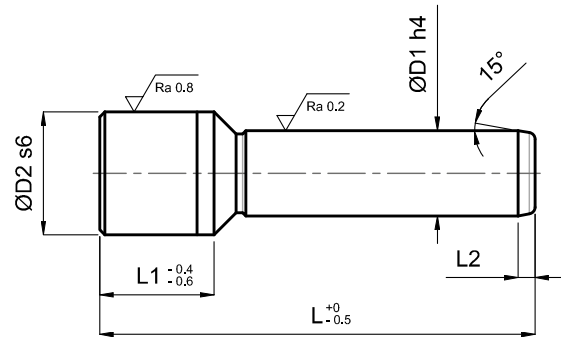


COLONNA DI GUIDA CON TESTA
 GUIDE PILLAR WITH HEAD
 FÜHRUNGSSÄULE MIT KOPF

ECO-3

Da cementazione
 Case hardened
 Einsatzhärtung

HRC 60-62
 HRC 60-62
 HRC 60-62



D1	D2	L2	L1	L																				
				85	95	105	115	125	135	145	155	170	185	200	225	250	275	300	325	350	400			
15/16	26	6	30	-	-	-	-	-	-	-	-	-	-	-	-	-	-	-	-	-	-	-		
17/18	28	6	30	-	-	-	-	-	-	-	-	-	-	-	-	-	-	-	-	-	-	-		
			35	-	-	-	-	-	-	-	-	-	-	-	-	-	-	-	-	-	-	-	-	
			40	-	-	-	-	-	-	-	-	-	-	-	-	-	-	-	-	-	-	-	-	-
19/20	30	7	30	-	-	-	-	-	-	-	-	-	-	-	-	-	-	-	-	-	-	-		
			35	-	-	-	-	-	-	-	-	-	-	-	-	-	-	-	-	-	-	-	-	-
			40	-	-	-	-	-	-	-	-	-	-	-	-	-	-	-	-	-	-	-	-	-
24/25	36	8	35	-	-	-	-	-	-	-	-	-	-	-	-	-	-	-	-	-	-	-	-	
			40	-	-	-	-	-	-	-	-	-	-	-	-	-	-	-	-	-	-	-	-	-
30/31	45	8	40	-	-	-	-	-	-	-	-	-	-	-	-	-	-	-	-	-	-	-	-	-
			45	-	-	-	-	-	-	-	-	-	-	-	-	-	-	-	-	-	-	-	-	-
40/41	55	8	60	-	-	-	-	-	-	-	-	-	-	-	-	-	-	-	-	-	-	-	-	-
			70	-	-	-	-	-	-	-	-	-	-	-	-	-	-	-	-	-	-	-	-	-
50/51	70	10	70	-	-	-	-	-	-	-	-	-	-	-	-	-	-	-	-	-	-	-	-	

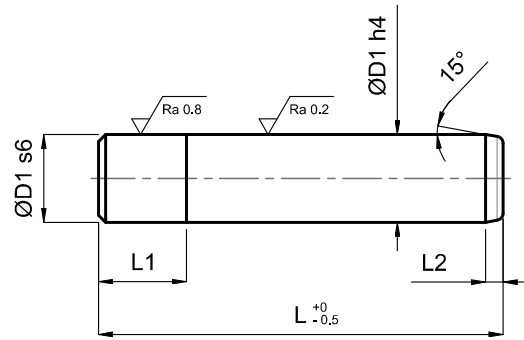
Esempio di ordinativo: D1xL **Order example:** D1xL **Bestellbeispiel:** D1xL

COLONNA DI GUIDA SENZA TESTA
GUIDE PILLAR WITHOUT HEAD
 FÜHRUNGSSÄULE OHNE KOPF

ECO-4

Da tempra superficiale
 For surface temper
 Für oberflächliche Härtung

Superficie HRC 60-63 Resistenza al cuore 900 N/mm²
 Surface HRC 60-63 Core strength 900 N/mm²
 Oberfläche HRC 60-63 Kernwiderstand 900 N/mm²



D1	L2	L1	L																	
			85	95	105	115	125	135	145	155	170	185	200	225	250	275	300	325	350	400
15/16	5	16	-	-	-	-	-	-	-	-	-	-	-	-	-	-	-	-	-	-
17/18	6	18	-	-	-	-	-	-	-	-	-	-	-	-	-	-	-	-	-	-
19/20	7	20	-	-	-	-	-	-	-	-	-	-	-	-	-	-	-	-	-	-
24/25	8	25	-	-	-	-	-	-	-	-	-	-	-	-	-	-	-	-	-	-
30/31	8	30	-	-	-	-	-	-	-	-	-	-	-	-	-	-	-	-	-	-
40/41	10	40	-	-	-	-	-	-	-	-	-	-	-	-	-	-	-	-	-	-
50/51	10	50	-	-	-	-	-	-	-	-	-	-	-	-	-	-	-	-	-	-
63	10	63	-	-	-	-	-	-	-	-	-	-	-	-	-	-	-	-	-	-

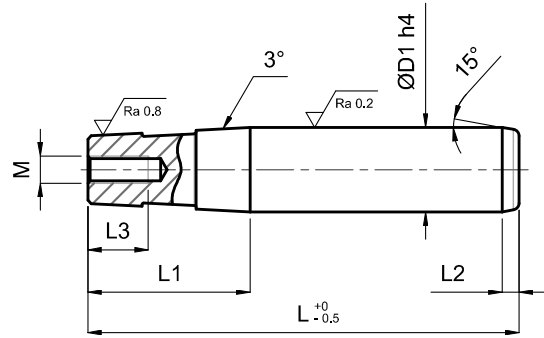
Esempio di ordinativo: D1xL **Order example:** D1xL **Bestellbeispiel:** D1xL

COLONNA DI GUIDA CONICA
CONICAL GUIDE PILLAR
HONISCHE FÜHRUNGSSÄULE

ECO-5

Acciaio: Da tempra superficiale
Steel: For surface temper
Stahl: Für oberflächliche Härtung

Durezza: Superficie HRC 60-63 Resistenza al cuore 900 N/mm²
Hardness: Surface HRC 60-63 Core strength 900 N/mm²
Härte: Oberfläche HRC 60-63 Kernwiderstand 900 N/mm²



D1	L1	L2	M	L3	L
24 / 25	48	8	8	20	115
					135
					155
					170
					185
					200
30 / 31	57	8	8	20	135
					155
					170
					185
					200
					225
					250
300					

D1	L1	L2	M	L3	L
40 / 41	63	10	10	25	170
					185
					200
					225
					250
					300
50 / 51	80	10	10	25	400
					185
					200
					225
					250
					300
					400
63	86	10	10	25	200
					225
					250
					300
					400
					400

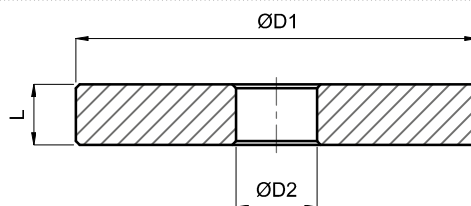
Esempio di ordinativo: D1xL **Order example:** D1xL **Bestellbeispiel:** D1xL



RONDELLA
SPACER DISK
Distanzscheibe

ERON

Acciaio: UNI 35 S Mn Pb 10
Steel: UNI 35 S Mn Pb 10
Stahl: UNI 35 S Mn Pb 10



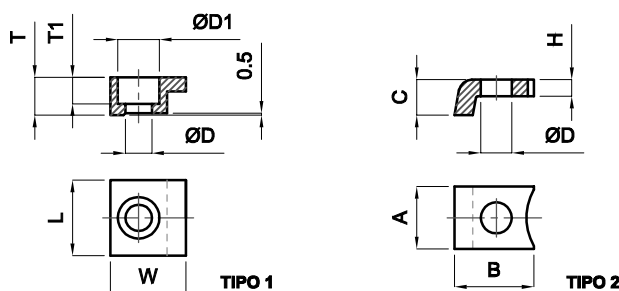
Specifiche: Utilizzare con ECO-5
Specifications: Use with ECO-5
Spezifikationen: Verwendung mit ECO-5

D1	D2	L	ECO-5 Ø
28	8,7	6	24/25
36	8,7	6	30/31
43	10,7	8	40/41
53	10,7	8	50/51
70	10,7	8	63

Esempio di ordinativo: D1 **Order example:** D1 **Bestellbeispiel:** D1

STAFFA
CLAMP
HALTESTÜCKE

ST

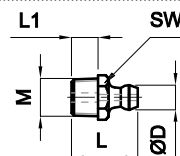


COD.	MOD.	Ø	A	B	C	H	D	D1
ST1	EBU-7BG	18 ÷ 52	20	20	10	7	7	11
ST1	EBU-7BG	63 - 80	32	32	16	11,5	11,5	17,5
ST2	EBU7 / ECO-7	18 ÷ 63	20	17.3	10.5	4	8,2	-

Esempio di ordinativo: COD + Ø **Order example:** COD + Ø **Bestellbeispiel:** COD + Ø

INGRASSATORE
LUBRICATOR
SCHMIERVORRICHTUNG

ING



M	D	L	L1	SW
6x1	6,5	13,5	5	7
10x1	6,5	17,5	7,2	11
1/8"	6,5	17,5	7,2	11

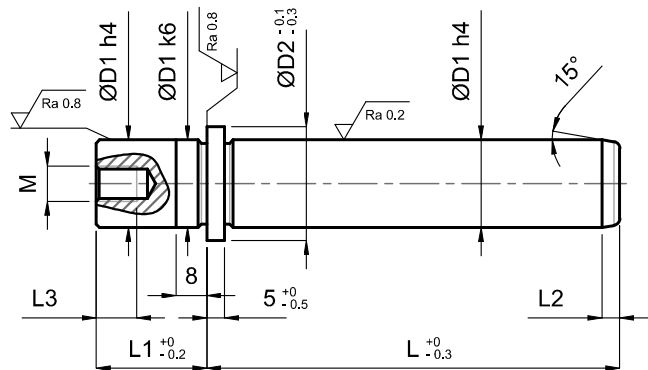
Esempio di ordinativo: M **Order example:** M **Bestellbeispiel:** M

COLONNA DI GUIDA ESTRAIBILE
REMOVABLE GUIDE PILLAR
AUSZIEHBARE FÜHRUNGSSÄULE

ECO-7

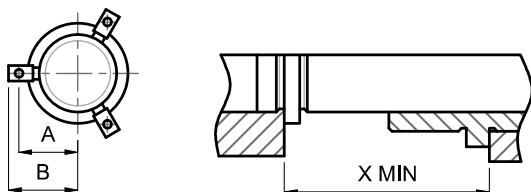
Acciaio: Da tempratura superficiale
Steel: For surface temper
Stahl: Für oberflächliche Härtung

Durezza: Superficie HRC 60-63
 Resistenza al cuore 1000/1050 N/mm²
Hardness: Surface HRC 60-63
 Core strenght 1000/1050 N/mm²
Härte: Oberfläche HRC 60-63
 Kernwiderstand 1000/1050 N/mm²



Specifiche: Da corredare con nr. 3 staffe e viti M8x20
Specification: To be accompanied with nr. 3 brackets and screws M8x20
Spezifikationen: Verwendung mit nr. 3 Bügeln und Schrauben M8x20

D1	D2	L1	L3	L2	M	L																			
						70	80	90	100	110	120	130	140	150	160	170	180	200	220	240	280	320	360	400	
18 / 19	25	18	20	7	8x1,25	-	-	-	-	-	-	-	-	-	-	-	-	-	-	-	-	-	-	-	-
24 / 25	32,4	24	25	7	10x1,5	-	-	-	-	-	-	-	-	-	-	-	-	-	-	-	-	-	-	-	-
30 / 32	42,8	30	25	7,5	10x1,5	-	-	-	-	-	-	-	-	-	-	-	-	-	-	-	-	-	-	-	-
40 / 42	51,8	37	30	8	12x1,75	-	-	-	-	-	-	-	-	-	-	-	-	-	-	-	-	-	-	-	-
50 / 52	64,8	45	30	9	12x1,75	-	-	-	-	-	-	-	-	-	-	-	-	-	-	-	-	-	-	-	-
63	76,8	49	30	10	12x1,75	-	-	-	-	-	-	-	-	-	-	-	-	-	-	-	-	-	-	-	-



D1	INGOMBRO - ENCUMBRED - BELASTUNG		X MIN.		
	A	B	LUNGA LONG LANG	MEDIA MEDIUM MITTEL	CORTA SHORT KURZ
18 / 19	17,1	24,6	43	33	24
24 / 25	20,8	28,3	64,5	43,5	24,5
30 / 32	26	33,5	68,5	45,5	24,5
40 / 42	30,5	38	81,5	48,5	24,5
50 / 52	37	44,5	86,5	51,5	24,5
63	43	50,5	93,5	53,5	24,5

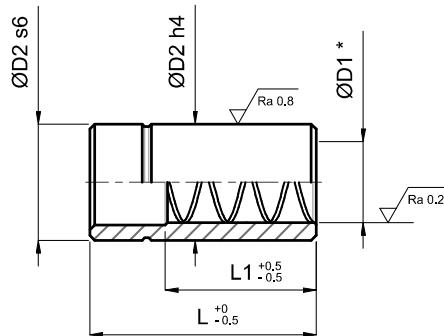
Esempio di ordinativo: D1xL **Order example:** D1xL **Bestellbeispiel:** D1xL

BUSSOLA DI GUIDA LISCIA
GUIDE BUSH
 FÜHRUNGSBUCHSE

EBU-4

Acciaio: Da cementazione
Steel: Case hardened
Stahl: Einsatzhärtung

Durezza: HRC 60-62
Hardness: HRC 60-62
Härte: HRC 60-62



D1 *	D1	D2	SERIE NORMALE		SERIE CORTA	
			NORMAL SERIES NORMALEN SERIE		SHORT SERIES KURZ SERIE	
			L	L1	L	L1
+0,006 / +0,010	15 / 16	26	50	31	35	19
+0,006 / +0,010	17 / 18	28	55	36	45	29
+0,006 / +0,010	19 / 20	30	60	41	45	29
+0,006 / +0,010	24 / 25	36	70	46	50	32
+0,008 / +0,012	30 / 31	45	80	51	55	37
+0,008 / +0,012	40 / 41	55	100	71	60	42
+0,008 / +0,012	50 / 51	70	100	71	60	42
+0,008 / +0,012	63	85	100	71		

Esempio di ordinativo: D1xL **Order example:** D1xL **Bestellbeispiel:** D1xL

BUSSOLA DI GUIDA LISCIA CON RIPORTO IN BRONZO

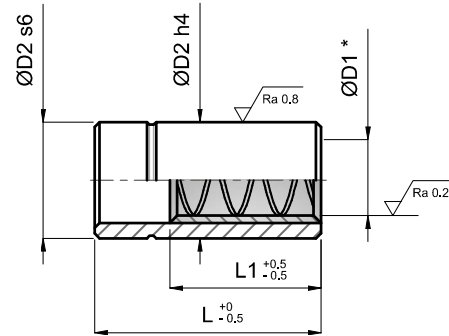
GUIDE BUSH WITH BRONZE OVERLAY

FÜHRUNGSBUCHSE MIT BRONZEBUND

EBU-4B

Acciaio: Da cementazione, con bronzo
Steel: Case hardened, with bronze
Stahl: Einsatzhärtung, mit Bronze

Durezza: HRC 60-62
Hardness: HRC 60-62
Härte: HRC 60-62



Esecuzione: Il riporto in bronzo per lo scorrimento è eseguito con tecnologia Pedrotti

Execution: Bronze overlay for sliding performed using Pedrotti technology

Ausführung: Die Bronzebeschichtung zum Gleiten wird mit Pedrotti-Technologie ausgeführt

D1 *	D1	D2	SERIE NORMALE		SERIE CORTA	
			NORMAL SERIES NORMALEN SERIE		SHORT SERIES KURZ SERIE	
			L	L1	L	L1
+0,006 / +0,010	24 / 25	36	70	46	50	32
+0,008 / +0,012	30 / 31	45	80	51	55	37
+0,008 / +0,012	40 / 41	55	100	71	60	42
+0,008 / +0,012	50 / 51	70	100	71	60	42
+0,008 / +0,012	63	85	100	71		

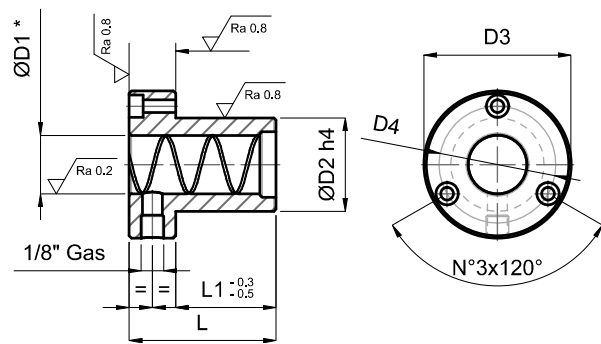
Esempio di ordinativo: D1xL **Order example:** D1xL **Bestellbeispiel:** D1xL

BUSSOLA DI GUIDA CILINDRICA CON COLLARE E FORI DI FISSAGGIO
 CYLINDRICAL GUIDE BUSH WITH COLLAR AND FASTENING HOLES
 ZYLINDRISCHE FÜHRUNGSBUCHSE MIT BEFESTIGUNGSLÖCHERN

EBU-5CL

Acciaio: Da cementazione
Steel: Case hardened
Stahl: Einsatzhärtung

Durezza: HRC 60-62
Hardness: HRC 60-62
Härte: HRC 60-62



D1 *	D1	D2	D3	D4	L1	L	VITE - SCREW - SCHRAUBEN
+0,006 / +0,010	24 / 25	40	63	50	43	63	M5
+0,008 / +0,012	30 / 31	48	72	58	47	72	M5
+0,008 / +0,012	40 / 41	58	83	70	52	80	M6
+0,008 / +0,012	50 / 51	70	103	86	58	100	M8
+0,008 / +0,012	63	85	120	100	57	100	M8

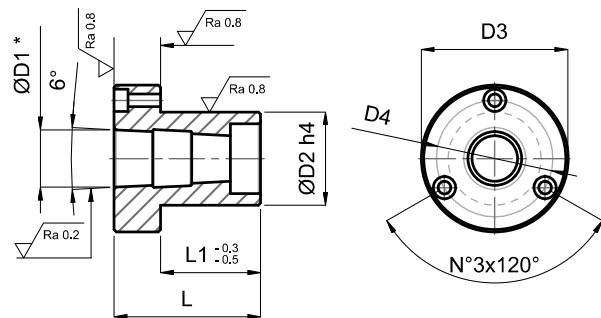
Esempio di ordinativo: D1 **Order example:** D1 **Bestellbeispiel:** D1

PORTA COLONNA
 PILLAR HOLDER
 SÄULENHALTER

EBU-5CN

Acciaio: Da cementazione
Steel: Case hardened
Stahl: Einsatzhärtung

Durezza: HRC 60-62
Hardness: HRC 60-62
Härte: HRC 60-62



D1 *	D1	D2	D3	D4	L1	L	VITE - SCREW - SCHRAUBEN
+0,006 / +0,010	24 / 25	40	63	50	43	63	M5
+0,008 / +0,012	30 / 31	48	72	58	47	72	M5
+0,008 / +0,012	40 / 41	58	83	70	52	80	M6
+0,008 / +0,012	50 / 51	70	103	86	58	100	M8
+0,008 / +0,012	63	85	120	100	57	100	M8

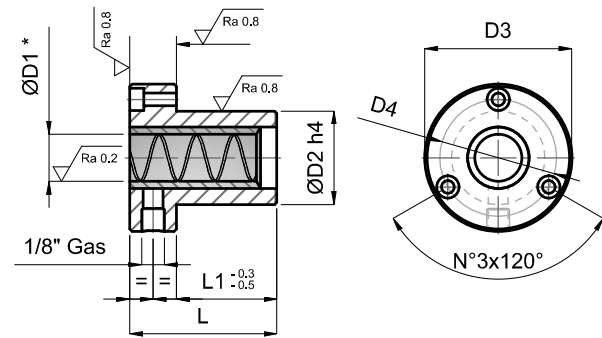
Esempio di ordinativo: D1 **Order example:** D1 **Bestellbeispiel:** D1

BUSSOLA DI GUIDA CON COLLARE, FORI DI FISSAGGIO E RIPORTO IN BRONZO
GUIDE BUSH WITH COLLAR, FASTENING HOLES AND BRONZE OVERLAY
 FÜHRUNGSBUCHSE MIT BUND UND BRONZEBESCHICHTUNG

EBU-5B

Acciaio: Da cementazione con bronzo
Steel: Case hardened with bronze
Stahl: Einsatzhärtung mit Bronze

Durezza: HRC 60-62
Hardness: HRC 60-62
Härte: HRC 60-62



Esecuzione: Il riporto in bronzo per lo scorrimento è eseguito con tecnologia Pedrotti

Execution: Bronze overlay for sliding performed using Pedrotti technology

Ausführung: Die Bronzebeschichtung zum Gleiten wird mit Pedrotti-Technologie ausgeführt

D1 *	D1	D2	D3	D4	L1	L	VITE - SCREW - SCHRAUBEN
+0,006 / +0,010	24 / 25	40	63	50	43	63	M5
+0,008 / +0,012	30 / 31	48	72	58	47	72	M5
+0,008 / +0,012	40 / 41	58	83	70	52	80	M6
+0,008 / +0,012	50 / 51	70	103	86	58	100	M8
+0,008 / +0,012	63	85	120	100	57	100	M8

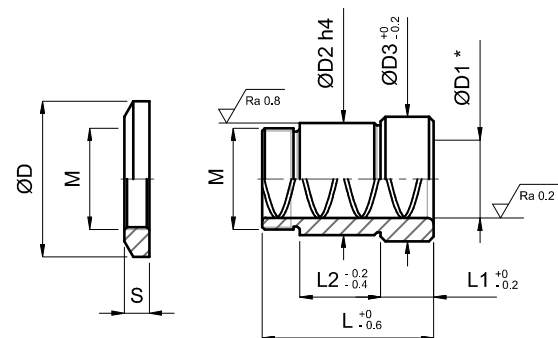
Esempio di ordinativo: D1 **Order example:** D1 **Bestellbeispiel:** D1

BUSSOLA DI GUIDA CON COLLARE FILETTATA, CON GHIERA
THREADED GUIDE BUSH WITH COLLAR AND RING NUT
 FÜHRUNGSBUCHSE MIT GEWINDEBUND UND RING

EBU-6

Acciaio: Da cementazione
Steel: Case hardened
Stahl: Einsatzhärtung

Durezza: HRC 60-62
Hardness: HRC 60-62
Härte: HRC 60-62



D1 *	D1	D2	D3	M	L	L1	L2	D	S
+0,006 / +0,010	15 / 16	26	30	M24x1,5	45	14	20	38	8
+0,006 / +0,010	17 / 18	28	34	M26x1,5	50	14	25	40	8
+0,006 / +0,010	19 / 20	30	34	M28x1,5	55	17	26	42	8
+0,006 / +0,010	24 / 25	36	40	M35x1,5	55	17	26	50	8
+0,008 / +0,012	30 / 31	45	49	M45x1,5	65	19	32	65	10
+0,008 / +0,012	40 / 41	55	59	M55x2	75	24	32	75	11
+0,008 / +0,012	50 / 51	70	74	M65x2	80	25	38	85	12

Esempio di ordinativo: D1 **Order example:** D1 **Bestellbeispiel:** D1

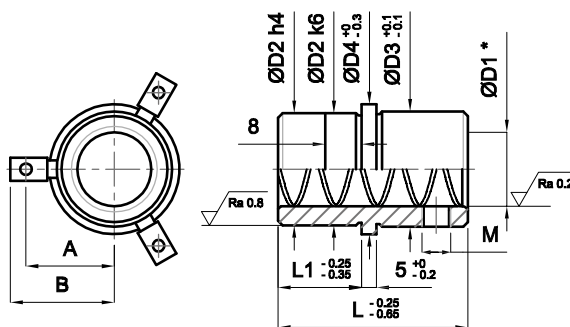
BUSSOLA DI GUIDA ESTRAIBILE IN ACCIAIO

REMOVABLE STEEL GUIDE BUSH
 AUSZIEHBARE STAHL-FÜHRUNGSBUCHSE

EBU-7

Acciaio: Da cementazione
Steel: Case hardened
Stahl: Einsatzhärtung

Durezza: HRC 60-62
Hardness: HRC 60-62
Härte: HRC 60-62



Specifiche: Da corredare con nr. 3 staffe e viti M8x20
Specification: To be accompanied with nr. 3 brackets and screws M8x20
Spezifikationen: Verwendung mit nr. 3 Bügeln und Schrauben M8x20

D1	INGOMBRO - ENCUMBRED - BELASTUNG	
	A	B
18/19	21,7	29,2
24/25	26,7	34,2
30/32	31,2	38,7
40/42	36,2	43,7
50/52	44,2	51,7
63	50,7	58,2

D1*	TIPO CORTA - SHORT TYPE - TYP KURZ						
	D1	L	D2	D3	D4	L1	M
+0,006 / +0,010	18 / 19	33	28	29	34	18	6 x 1
+0,006 / +0,010	24 / 25	37	38	38	44	22	6 x 1
+0,008 / +0,012	30 / 32	44	45	45	53	29	6 x 1
+0,008 / +0,012	40 / 42	52	54	55	63	37	6 x 1
+0,008 / +0,012	50 / 52	62	65	70	79	47	6 x 1
+0,008 / +0,012	63	75	81	83	92	60	6 x 1

D1*	TIPO MEDIA - MEDIUM TYPE - TYP MITTEL						
	D1	L	D2	D3	D4	L1	M
+0,006 / +0,010	18 / 19	50	28	29	34	18	10 x 1
+0,006 / +0,010	24 / 25	55	38	39	44	23	10 x 1
+0,008 / +0,012	30 / 32	60	45	48	53	26	10 x 1
+0,008 / +0,012	40 / 42	67	54	58	63	30	10 x 1
+0,008 / +0,012	50 / 52	75	65	74	79	35	10 x 1
+0,008 / +0,012	63	90	81	87	92	48	10 x 1

D1*	TIPO LUNGA - LONG TYPE - TYP LANG						
	D1	L	D2	D3	D4	L1	M
+0,006 / +0,010	18 / 19	60	28	29	34	23	10 x 1
+0,006 / +0,010	24 / 25	80	38	39	44	23	10 x 1
+0,008 / +0,012	30 / 32	90	45	48	53	26	10 x 1
+0,008 / +0,012	40 / 42	100	54	58	63	30	10 x 1
+0,008 / +0,012	50 / 52	110	65	74	79	35	10 x 1
+0,008 / +0,012	63	130	81	87	92	48	10 x 1

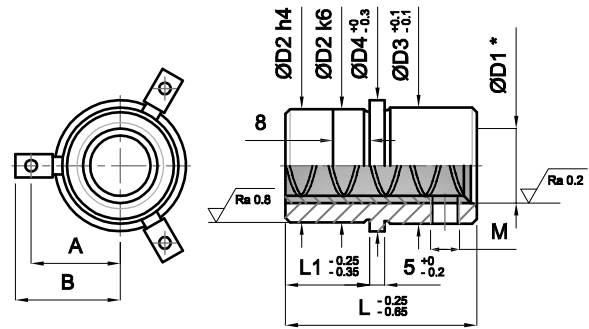
Esempio di ordinativo: D1xL **Order example:** D1xL **Bestellbeispiel:** D1xL

BUSSOLA DI GUIDA ESTRAIBILE IN BRONZO
 REMOVABLE BRONZE GUIDE BUSH
 AUSZIEHBARE BRONZE-FÜHRUNGSBUCHSE

EBU-7B

Acciaio: Da cementazione con bronzo
Steel: Case hardened with bronze
Stahl: Einsatzhärtung mit Bronze

Durezza: HRC 60-62
Hardness: HRC 60-62
Härte: HRC 60-62



Esecuzione: Il riporto in bronzo per lo scorrimento è eseguito con tecnologia Pedrotti

Execution: Bronze overlay for sliding performed using Pedrotti technology

Ausführung: Die Bronzebeschichtung zum Gleiten wird mit Pedrotti-Technologie ausgeführt

D1	INGOMBRO - ENCUMBRED - BELASTUNG	
	A	B
18/19	21,7	29,2
24/25	26,7	34,2
30/32	31,2	38,7
40/42	36,2	43,7
50/52	44,2	51,7
63	50,7	58,2

Specifiche: Usare con nr. 3 staffe e viti M8x20
Specification: Use with nr. 3 brackets and screws M8x20
Spezifikationen: Benutzen mit nr. 3 Bügeln und Schrauben M8x20

D1*	TIPO CORTA - SHORT TYPE - TYP KURZ						
	D1	L	D2	D3	D4	L1	M
+0,006 / +0,010	18 / 19	33	28	29	34	18	6 x 1
+0,006 / +0,010	24 / 25	37	38	38	44	22	6 x 1
+0,008 / +0,012	30 / 32	44	45	45	53	29	6 x 1
+0,008 / +0,012	40 / 42	52	54	55	63	37	6 x 1
+0,008 / +0,012	50 / 52	62	65	70	79	47	6 x 1
+0,008 / +0,012	63	75	81	83	92	60	6 x 1

D1*	TIPO MEDIA - MEDIUM TYPE - TYP MITTEL						
	D1	L	D2	D3	D4	L1	M
+0,006 / +0,010	18 / 19	50	28	31	34	18	10 x 1
+0,006 / +0,010	24 / 25	55	38	39	44	23	10 x 1
+0,008 / +0,012	30 / 32	60	45	48	53	26	10 x 1
+0,008 / +0,012	40 / 42	67	54	58	63	30	10 x 1
+0,008 / +0,012	50 / 52	75	65	74	79	35	10 x 1
+0,008 / +0,012	63	90	81	87	92	48	10 x 1

D1*	TIPO LUNGA - LONG TYPE - TYP LANG						
	D1	L	D2	D3	D4	L1	M
+0,006 / +0,010	18 / 19	60	28	31	34	23	10 x 1
+0,006 / +0,010	24 / 25	80	38	39	44	23	10 x 1
+0,008 / +0,012	30 / 32	90	45	48	53	26	10 x 1
+0,008 / +0,012	40 / 42	100	54	58	63	30	10 x 1
+0,008 / +0,012	50 / 52	110	65	74	79	35	10 x 1
+0,008 / +0,012	63	130	81	87	92	48	10 x 1

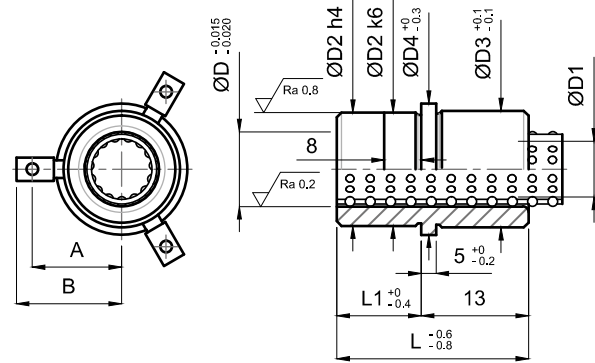
Esempio di ordinativo: D1xL **Order example:** D1xL **Bestellbeispiel:** D1xL

BUSSOLA DI GUIDA ESTRAIBILE IN ACCIAIO PER GABBIA A SFERA CORTA
 REMOVABLE STEEL GUIDE BUSH FOR SHORT BALL CAGE
 AUSZIEHBARE STAHL-FÜHRUNGSBUCHSE FÜR KURZEN KUGELHÄFIG

EBU-7SC

Acciaio: Da cementazione
Steel: Case hardened
Stahl: Einsatzhärtung

Durezza: HRC 60-62
Hardness: HRC 60-62
Härte: HRC 60-62



Specifiche: Da corredare con nr. 3 staffe e viti M8x20
Specification: To be accompanied with nr. 3 brackets and screws M8x20
Spezifikationen: Verwendung mit nr. 3 Bügeln und Schrauben M8x20

TIPO CORTA - SHORT TYPE - TYP KURZ

D1	D	D2	D3	D4	L	L1	A	B
18	24	38	38	44	36	23	27,5	35,5
19	25	38	38	44	36	23	27,5	35,5
24	30	45	45	51	40	27	31	39
25	31	45	45	51	40	27	31	39
30	38	54	54	62	45	32	36	44
32	40	54	54	62	45	32	36	44
40	48	65	66	79	50	37	44,5	52,5
42	50	65	66	79	50	37	44,5	52,5
50	58	81	80	90	80	67	51	59
52	60	81	80	90	80	67	51	59

Esempio di ordinativo: DxL **Order example:** DxL **Bestellbeispiel:** DxL

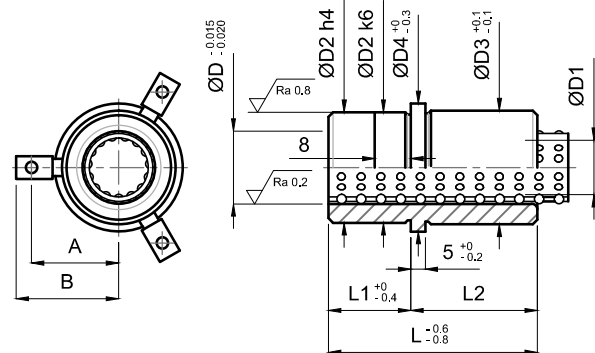


BUSSOLA DI GUIDA ESTRAIBILE IN ACCIAIO PER GABBIA A SFERA LUNGA
REMOVABLE STEEL GUIDE BUSH FOR LONG BALL CAGE
AUSZIEHBARE STAHL-FÜHRUNGSBUCHSE FÜR LANGEN KUGELHÄFIG

EBU-7SL

Acciaio: Da cementazione
Steel: Case hardened
Stahl: Einsatzhärtung

Durezza: HRC 60-62
Hardness: HRC 60-62
Härte: HRC 60-62



Specifiche: Da corredare con nr. 3 staffe e viti M8x20
Specification: To be accompanied with nr. 3 brackets and screws M8x20
Spezifikationen: Verwendung mit nr. 3 Bügeln und Schrauben M8x20

TIPO LUNGA - LONG TYPE - TYP LANG

D1	D	D2	D3	D4	L	L1	L2	A	B
18	24	38	38	44	80	28	52	27,5	35,5
19	25	38	38	44	80	28	52	27,5	35,5
24	30	45	45	51	90	32	58	31	39
25	31	45	45	51	90	32	58	31	39
30	38	54	54	62	100	36	64	36	44
32	40	54	54	62	100	36	64	36	44
40	48	65	66	79	112	40	72	44,5	52,5
42	50	65	66	79	112	40	72	44,5	52,5
50	58	81	80	90	130	46	84	51	59
52	60	81	80	90	130	46	84	51	59

Esempio di ordinativo: DxL **Order example:** DxL **Bestellbeispiel:** DxL

BUSSOLA DI GUIDA AUTOLUBRIFICANTE ESTRAIBILE
SELF LUBRICATING GUIDE BUSH REMOVABLE
WARTUNGSFREIER FÜHRUNGSBUCHSE AUSZIEHBAR

EBU-7BG

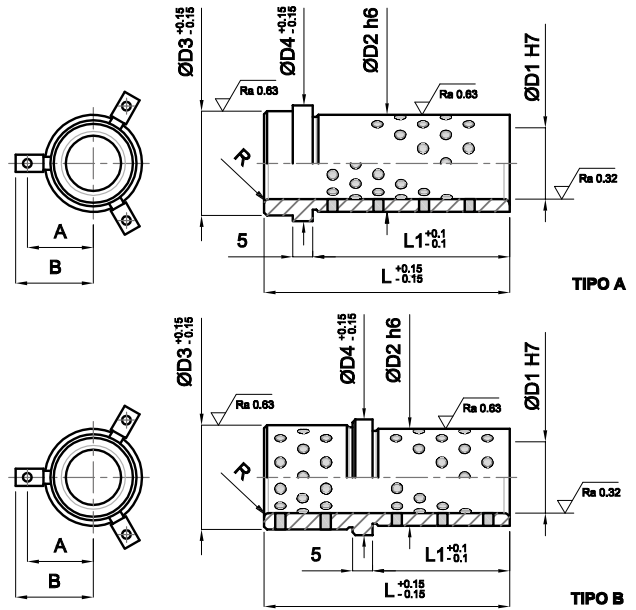
Materiale: CuZn24Al6
Material: CuZn24Al6
Werkstoff: CuZn24Al6

Durezza: > 180 HB
Hardness: > 180 HB
Härte: > 180 HB

Specifiche: Corredare con staffe ST-2
Specifications: Equip with brackets ST-2
Spezifikationen: Ergänzen Klammern ST-2

D1 **INGOMBRO - ENCUMBRED - BELASTUNG**

	A	B
18/19	17,5	25
24/25	20	27,5
30/32	23,5	31
40/42	28,5	36
50/52	33,5	41
63	42,5	53,5
80	51	62

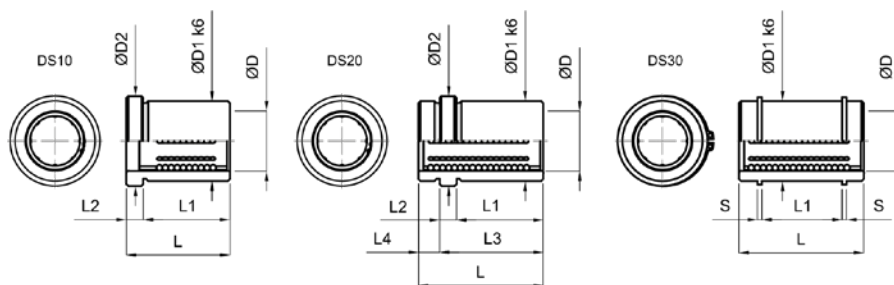


D1	D2	D3	D4	R	L	L1	TIPO
18 / 19	28	29	34	3	31	18	A
					49	36	A
18 / 19	28	31	34	3	50	18	B
					69	26	B
					70	18	B
24 / 25	38	39	44	3	36	23	A
					54	41	A
24 / 25	38	41	44	3	55	23	B
					79	32	B
					80	23	B
30 / 32	45	48	53	3	43	30	A
					59	46	A
30 / 32	45	50	53	3	60	26	B
					89	36	B
					90	26	B
40 / 42	54	58	63	3	49	36	A
					66	53	A
40 / 42	54	60	63	3	67	30	B
					99	46	B
					100	30	B
50 / 52	65	74	79	5	59	46	A
					74	61	A
50 / 52	65	76	79	5	75	35	B
					109	56	B
					110	35	B
					129	47	B
63	81	87	92	6	74	61	A
					88	75	A
63	81	89	92	6	89	47	B
					128	65	B
					129	47	B
80	100	106	111	8	89	76	A
					98	46	B
80	100	108	111	8	148	75	B
					149	47	B

Esempio di ordinativo: D1xL **Order example:** D1xL **Bestellbeispiel:** D1xL

BOCCOLA A RICIRCOLO DI SFERE
RECIRCULATING BALL BUSH
KUGELUMLAUFBUCHSE

BRS



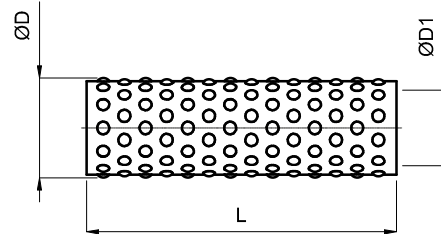
N.L.: Numero linee di sfere
N.L.: Lines of sphere
N.L.: Nummer Linien von Kugeln

COD.	D	L	D1	L1	L2	D2	Ø SFERE	N. L.
DS10 2035	20	35	32	29	6	36	3	6
DS10 2535	25	35	40	29	6	45	3	8
DS10 2545	25	45	40	39	6	45	3	8
DS10 2555	25	55	40	49	6	45	3	8
DS10 3245	32	45	50	37	8	56	4	8
DS10 3263	32	63	50	55	8	56	4	8
DS10 4045	40	45	60	37	8	64	4	8
DS10 4063	40	63	60	55	8	64	4	8

COD.	D	L	D1	L1	L2	L3	L4	D2	Ø SFERE	N. L.
DS20 1222	12	30	24	16	6	22	8	28	3	5
DS20 1622	16	30	28	16	6	22	8	32	3	6
DS20 1626	16	35	28	20	6	26	9	32	3	6
DS20 2026	20	35	32	20	6	26	9	36	3	6
DS20 2035	20	44	32	29	6	35	9	36	3	6
DS20 2526	25	35	40	20	6	26	9	45	3	8
DS20 2535	25	45	40	29	6	35	10	45	3	8
DS20 2545	25	55	40	39	6	45	10	45	3	8
DS20 2555	25	65	40	49	6	55	10	45	3	8
DS20 3245	32	57	50	37	8	45	12	56	4	8
DS20 3263	32	75	50	55	8	63	12	56	4	8
DS20 4045	40	57	60	37	8	45	12	66	4	8
DS20 4063	40	75	60	55	8	63	12	66	4	8

COD.	D	L	D1	L1	S	Ø SFERE	N. L.
DS30 1230	12	30	24	20	1,3	3	5
DS30 1630	16	30	28	19	1,6	3	6
DS30 1635	16	35	28	24	1,6	3	6
DS30 2035	20	35	32	24	1,6	3	6
DS30 2045	20	45	32	34	1,6	3	6
DS30 2535	25	35	40	23	1,8	3	8
DS30 2545	25	45	40	33	1,8	3	8
DS30 2555	25	55	40	43	1,8	3	8
DS30 3245	32	45	50	33	2,1	4	8
DS30 3263	32	63	50	51	2,1	4	8
DS30 4045	40	45	60	33	2,1	4	8
DS30 4063	40	63	60	51	2,1	4	8

Esempio di ordinativo: Codice **Order example:** Code **Bestellbeispiel:** Code



Esecuzione: In ottone (OT58), con sfere grado extrapreciso. Per un corretto funzionamento le gabbie a sfera devono essere montate con colonne e bussole costruite con tecnologia Pedrotti.

Execution: Brass (OT58), with extra precision ball bearings. For correct use, the ball cages must be assembled with guide pillars and bushes made using Pedrotti technology.

Ausführung: Aus Messing (OT58), Kugeln mit höchstem Präzisionsgrad. Zur korrekten Funktion müssen die Kugelkäfige mit Säulen und Buchsen montiert werden, die mit der Pedrotti-Technologie hergestellt wurden.

D1	D	L
12	16	40
		56
18	24	48
		56
		71
		91
19	25	48
		71
		91
24	30	48
		71
		102
25	31	48
		71
		102
30	38	56
		80
		95
		115

D1	D	L
32	40	56
		80
40	48	115
		63
		90
		133
42	50	63
		90
		133
50	58	85
		100
		133
52	60	85
		100
		133
63	71	133

Altre dimensioni disponibili a richiesta *Other dimensions supplied on request* *Andere Abmessungen auf Anfrage verfügbar*

Esempio di ordinativo: D1xDxL **Order example:** D1xDxL **Bestellbeispiel:** D1xDxL

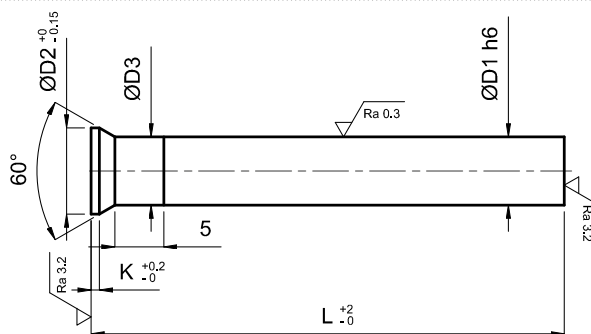
PUNZONE IN ESECUZIONE NORMALE
STANDARD PUNCH
SCHNEIDSTEMPEL, NORMALE AUSFÜHRUNG

EP-10

DIN 9861 DA

Acciaio: Per lavorazioni a freddo
Steel: For cold working
Stahl: Für Kaltbearbeitungen

Durezza: Gambo HRC 62 ± 2 Testa HRC 45 ± 5
Hardness: Shank HRC 62 ± 2 Head HRC 45 ± 5
Härte: Schaft HRC 62 ± 2 Kopf HRC 45 ± 5



Esecuzione: Gambo del punzone finemente rettificato e lappato, testa ribattuta a caldo e rinvenuta. L'ingrossamento del collo "D3" sotto la testa, dovuto alla ribattitura, è generalmente inferiore a quanto prescritto dalla norma DIN 9861.

Execution: The shank of the punch is accurately ground and lapped, the head is hot formed and tempered. The expansion of the neck "D3" under the head, due to forming, is usually less than that called for in the DIN 9861 standard.

Ausführung: Feingeschliffener und geläppter Stempelschaft, Kopf warm genietet und angelassen. Die durch die Vernietung entstandene Vergrößerung des Halses "D3" unter dem Kopf liegt, im Allgemeinen, unter dem von der DIN-Norm 9861 vorgeschriebenen Wert.

D1	D2	K	D3	L		
				71	80	100
2,0	3,0	0,5	D1 +0,03	-	-	-
2,1 - 2,2	3,2	0,5	D1 +0,03	-	-	-
2,3 - 2,5	3,5	0,5	D1 +0,03	-	-	-
2,6 - 2,9	4	0,5	D1 +0,03	-	-	-
3,0 - 3,4	4,5	0,5	D1 +0,03	-	-	-
3,5 - 3,9	5,0	0,5	D1 +0,03	-	-	-
4,0 - 4,4	5,5	0,5	D1 +0,03	-	-	-
4,5 - 4,9	6,0	0,5	D1 +0,03	-	-	-
5,0 - 5,4	6,5	0,5	D1 +0,03	-	-	-
5,5 - 5,9	7,0	0,5	D1 +0,03	-	-	-
6,0 - 6,4	8,0	0,5	D1 +0,03	-	-	-
6,5 - 7,4	9,0	1	D1 +0,04	-	-	-
7,5 - 8,4	10	1	D1 +0,04	-	-	-
8,5 - 9,4	11	1	D1 +0,04	-	-	-
9,5 - 10,4	12	1	D1 +0,04	-	-	-
10,5 - 11,4	13	1	D1 +0,04	-	-	-
11,5 - 12	14	1	D1 +0,04	-	-	-

Esempio di ordinativo: D1xL **Order example:** D1xL **Bestellbeispiel:** D1xL

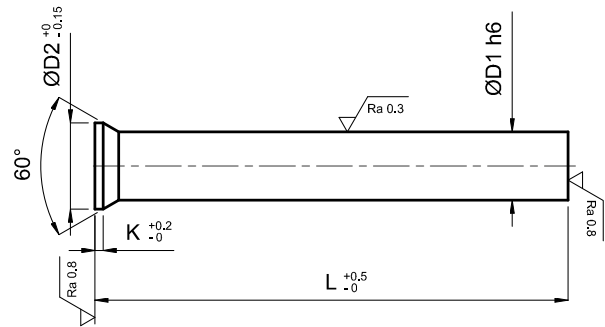
PUNZONE IN ESECUZIONE DI QUALITÀ
 HIGH QUALITY PUNCH
 HOCHWERTIGER SCHNEIDSTEMPEL, QUALITÄTSAUSFÜHRUNG

EP-1

DIN 9861 D

Acciaio: WS
Steel: WS
Stahl: WS

Durezza: Gambo HRC 62 ± 2 Testa HRC 45 ± 5
Hardness: Shank HRC 62 ± 2 Head HRC 45 ± 5
Härte: Schaft HRC 62 ± 2 Kopf HRC 45 ± 5



Esecuzione: Il gambo del punzone, dopo la ribattitura a caldo ed il rinvenimento, viene finemente rettificato e lappato. La stessa lavorazione di rettifica viene eseguita sulla testa conica. Le tolleranze di finitura, estremamente precise, rendono questi punzoni perfettamente intercambiabili.

Execution: After hot forming and tempering, the shank of the punch is accurately ground and lapped. The same grinding operation is performed on the conical head. The extremely accurate finish tolerances make these punches perfectly interchangeable.

Ausführung: Nach der Warmvernetzung und dem Anlassen wird der Stempelschaft fein geschliffen und geläppt. Die gleiche Schleifarbeit wird auch am konischen Kopf durchgeführt. Dank der extrem präzisen Bearbeitungstoleranzen sind diese Stempel perfekt austauschbar.

D1	D2	K	L		
			71	80	100
0,6	1,1	0,2	*	*	*
0,7	1,3	0,2	*	*	*
0,8	1,4	0,4	*	*	*
0,9	1,6	0,4	*	*	*
1	1,8	0,5	-	-	-
1,1	1,8	0,5	*	*	*
1,2 - 1,3	2	0,5	*	*	*
1,4	2,2	0,5	*	*	*
1,5	2,2	0,5	-	-	-
1,6 - 1,7	2,5	0,5	*	*	*
1,8 - 1,9	2,8	0,5	*	*	*
2	3	0,5	-	-	-
2,1 - 2,2	3,2	0,5	*	*	*
2,3 - 2,4	3,5	0,5	*	*	*
2,5	3,5	0,5	-	-	-
2,6 - 2,9	4	0,5	*	*	*
3	4,5	0,5	-	-	-
3,1 - 3,4	4,5	0,5	*	*	*
3,5	5	0,5	-	-	-
3,6 - 3,9	5	0,5	*	*	*
4	5,5	0,5	-	-	-
4,1 - 4,4	5,5	0,5	*	*	*
4,5	6	0,5	-	-	-
4,6 - 4,9	6	0,5	*	*	*
5	6,5	0,5	-	-	-
5,1 - 5,4	6,5	0,5	*	*	*
5,5	7	0,5	-	-	-
5,6 - 5,9	7	0,5	*	*	*
6	8	0,5	-	-	-
6,1 - 6,4	8	0,5	*	*	*
6,5	9	1	-	-	-
6,6 - 6,9	9	1	*	*	*
7	9	1	-	-	-
7,1 - 7,4	9	1	*	*	*
7,5	10	1	-	-	-
7,6 - 7,9	10	1	*	*	*
8	10	1	-	-	-
8,1 - 8,4	10	1	*	*	*
8,5	11	1	-	-	-
8,6 - 8,9	11	1	*	*	*
9	11	1	-	-	-
9,1 - 9,4	11	1	*	*	*

D1	D2	K	L		
			71	80	100
9,5	12	1	-	-	-
9,6 - 9,9	12	1	*	*	*
10	12	1	-	-	-
10,1 - 10,4	12	1	*	*	*
10,5	13	1	-	-	-
10,6 - 10,9	13	1	*	*	*
11	13	1	-	-	-
11,1 - 11,4	13	1	*	*	*
11,5	14	1	-	-	-
11,6 - 11,9	14	1	*	*	*
12	14	1	-	-	-
12,1 - 12,4	14	1	*	*	*
12,5	15	1	-	-	-
12,6 - 12,9	15	1	*	*	*
13	15	1	-	-	-
13,1 - 13,4	15	1	*	*	*
13,5	16	1,5	-	-	-
13,6 - 13,9	16	1,5	*	*	*
14	16	1,5	-	-	-
14,1 - 14,4	16	1,5	*	*	*
14,5	17	1,5	-	-	-
14,6 - 14,9	17	1,5	*	*	*
15	17	1,5	-	-	-
15,1 - 15,4	18	1,5	*	*	*
15,5	18	1,5	-	-	-
15,6 - 15,9	18	1,5	*	*	*
16	18	1,5	-	-	-
16,1 - 16,4	19	1,5	*	*	*
16,5	19	1,5	-	-	-
16,6 - 16,9	19	1,5	*	*	*
17	19	1,5	-	-	-
17,1 - 17,4	20	1,5	*	*	*
17,5	20	1,5	-	-	-
17,6 - 17,9	20	1,5	*	*	*
18	20	1,5	-	-	-
18,1 - 18,4	21	1,5	*	*	*
18,5	21	1,5	-	-	-
18,6 - 18,9	21	1,5	*	*	*
19	21	1,5	-	-	-
19,1 - 19,4	22	1,5	*	*	*
19,5	22	1,5	-	-	-
19,6 - 19,9	22	1,5	*	*	*
20	22	1,5	-	-	-

- a listino / in list / in der Liste
 * a richiesta / on request / auf Anfrage

Esempio di ordinativo: D1xL **Order example:** D1xL **Bestellbeispiel:** D1xL

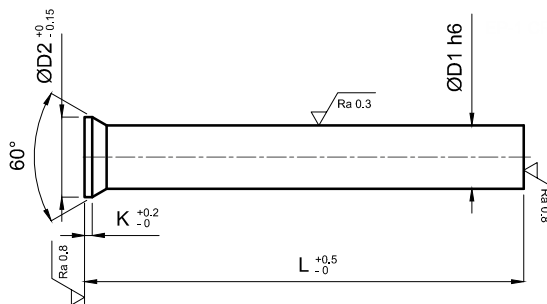
PUNZONE IN ESECUZIONE DI QUALITÀ
 HIGH QUALITY PUNCH
 HOCHWERTIGER SCHNEIDSTEMPEL, QUALITÄTSAUSFÜHRUNG

EP-1 CR

DIN 9861 D

Acciaio: HWS cromo 12%
Steel: HWS chromium 12%
Stahl: HWS Chrom 12%

Durezza: Gambo HRC 62 ± 2 Testa HRC 45 ± 5
Hardness: Shank HRC 62 ± 2 Head HRC 45 ± 5
Härte: Schaft HRC 62 ± 2 Kopf HRC 45 ± 5



Esecuzione: Il gambo del punzone, dopo la ribattitura a caldo ed il rinvenimento, viene finemente rettificato e lappato. La stessa lavorazione di rettifica viene eseguita sulla testa conica. Le tolleranze di finitura, estremamente precise, rendono questi punzoni perfettamente intercambiabili.

Execution: After hot forming and tempering, the shank of the punch is accurately ground and lapped. The same grinding operation is performed on the conical head. The extremely accurate finish tolerances make these punches perfectly interchangeable.

Ausführung: Nach der Warmvernetzung und dem Anlassen wird der Stempelschaft fein geschliffen und geläppt. Die gleiche Schleifarbeit wird auch am konischen Kopf durchgeführt. Dank der extrem präzisen Bearbeitungstoleranzen sind diese Stempel perfekt austauschbar.

D1	D2	K	L		
			71	80	100
0,6	1,1	0,2	*	*	*
0,7	1,3	0,2	*	*	*
0,8	1,4	0,4	*	*	*
0,9	1,6	0,4	*	*	*
1	1,8	0,5	-	-	-
1,1	1,8	0,5	*	*	*
1,2 - 1,3	2	0,5	*	*	*
1,4	2,2	0,5	*	*	*
1,5	2,2	0,5	-	-	-
1,6 - 1,7	2,5	0,5	*	*	*
1,8 - 1,9	2,8	0,5	*	*	*
2	3	0,5	-	-	-
2,1 - 2,2	3,2	0,5	*	*	*
2,3 - 2,4	3,5	0,5	*	*	*
2,5	3,5	0,5	-	-	-
2,6 - 2,9	4	0,5	*	*	*
3	4,5	0,5	-	-	-
3,1 - 3,4	4,5	0,5	*	*	*
3,5	5	0,5	-	-	-
3,6 - 3,9	5	0,5	*	*	*
4	5,5	0,5	-	-	-
4,1 - 4,4	5,5	0,5	*	*	*
4,5	6	0,5	-	-	-
4,6 - 4,9	6	0,5	*	*	*
5	6,5	0,5	-	-	-
5,1 - 5,4	6,5	0,5	*	*	*
5,5	7	0,5	-	-	-
5,6 - 5,9	7	0,5	*	*	*
6	8	0,5	-	-	-
6,1 - 6,4	8	0,5	*	*	*
6,5	9	1	-	-	-
6,6 - 6,9	9	1	*	*	*
7	9	1	-	-	-
7,1 - 7,4	9	1	*	*	*
7,5	10	1	-	-	-
7,6 - 7,9	10	1	*	*	*
8	10	1	-	-	-
8,1 - 8,4	10	1	*	*	*
8,5	11	1	-	-	-
8,6 - 8,9	11	1	*	*	*
9	11	1	-	-	-
9,1 - 9,4	11	1	*	*	*

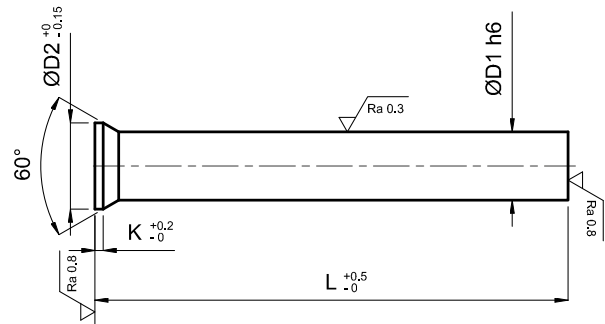
D1	D2	K	L		
			71	80	100
9,5	12	1	-	-	-
9,6 - 9,9	12	1	*	*	*
10	12	1	-	-	-
10,1 - 10,4	12	1	*	*	*
10,5	13	1	-	-	-
10,6 - 10,9	13	1	*	*	*
11	13	1	-	-	-
11,1 - 11,4	13	1	*	*	*
11,5	14	1	-	-	-
11,6 - 11,9	14	1	*	*	*
12	14	1	-	-	-
12,1 - 12,4	14	1	*	*	*
12,5	15	1	-	-	-
12,6 - 12,9	15	1	*	*	*
13	15	1	-	-	-
13,1 - 13,4	15	1	*	*	*
13,5	16	1,5	-	-	-
13,6 - 13,9	16	1,5	*	*	*
14	16	1,5	-	-	-
14,1 - 14,4	16	1,5	*	*	*
14,5	17	1,5	-	-	-
14,6 - 14,9	17	1,5	*	*	*
15	17	1,5	-	-	-
15,1 - 15,4	18	1,5	*	*	*
15,5	18	1,5	-	-	-
15,6 - 15,9	18	1,5	*	*	*
16	18	1,5	-	-	-
16,1 - 16,4	19	1,5	*	*	*
16,5	19	1,5	-	-	-
16,6 - 16,9	19	1,5	*	*	*
17	19	1,5	-	-	-
17,1 - 17,4	20	1,5	*	*	*
17,5	20	1,5	-	-	-
17,6 - 17,9	20	1,5	*	*	*
18	20	1,5	-	-	-
18,1 - 18,4	21	1,5	*	*	*
18,5	21	1,5	-	-	-
18,6 - 18,9	21	1,5	*	*	*
19	21	1,5	-	-	-
19,1 - 19,4	22	1,5	*	*	*
19,5	22	1,5	-	-	-
19,6 - 19,9	22	1,5	*	*	*
20	22	1,5	-	-	-

- a listino / in list / in der Liste
 * a richiesta / on request / auf Anfrage

Esempio di ordinativo: D1xL **Order example:** D1xL **Bestellbeispiel:** D1xL

Acciaio: HSS
Steel: HSS
Stahl: HSS

Durezza: Gambo HRC 64 ± 2 Testa HRC 45 ± 5
Hardness: Shank HRC 64 ± 2 Head HRC 45 ± 5
Härte: Schaft HRC 64 ± 2 Kopf HRC 45 ± 5



Esecuzione: Il gambo del punzone, dopo la ribattitura a caldo ed il rinvenimento, viene finemente rettificato e lappato. La stessa lavorazione di rettifica viene eseguita sulla testa conica. Le tolleranze di finitura, estremamente precise, rendono questi punzoni perfettamente intercambiabili.

Execution: After hot forming and tempering, the shank of the punch is accurately ground and lapped. The same grinding operation is performed on the conical head. The extremely accurate finish tolerances make these punches perfectly interchangeable.

Ausführung: Nach der Warmvernetzung und dem Anlassen wird der Stempelschaft fein geschliffen und geläppt. Die gleiche Schleifarbeit wird auch am konischen Kopf durchgeführt. Dank der extrem präzisen Bearbeitungstoleranzen sind diese Stempel perfekt austauschbar.

D1	D2	K	L			
			71	80	100	125
1,0 - 1,1	1,8	0,5	-	-	-	-
1,2 - 1,3	2,0	0,5	-	-	-	-
1,4 - 1,5	2,2	0,5	-	-	-	-
1,6 - 1,7	2,5	0,5	-	-	-	-
1,8 - 1,9	2,8	0,5	-	-	-	-
2,0	3,0	0,5	-	-	-	-
2,1 - 2,2	3,2	0,5	-	-	-	-
2,3 - 2,5	3,5	0,5	-	-	-	-
2,6 - 2,9	4,0	0,5	-	-	-	-
3,0 - 3,4	4,5	0,5	-	-	-	-
3,5 - 3,9	5,0	0,5	-	-	-	-
4,0 - 4,4	5,5	0,5	-	-	-	-
4,5 - 4,9	6,0	0,5	-	-	-	-
5,0 - 5,4	6,5	0,5	-	-	-	-
5,5 - 5,9	7,0	0,5	-	-	-	-
6,0 - 6,4	8,0	0,5	-	-	-	-
6,5 - 7,4	9,0	1	-	-	-	-
7,5 - 8,4	10	1	-	-	-	-
8,5 - 9,4	11	1	-	-	-	-
9,5 - 10,4	12	1	-	-	-	-
10,5 - 11,4	13	1	-	-	-	-
11,5 - 12,0	14	1	-	-	-	-

Esempio di ordinativo: D1xL **Order example:** D1xL **Bestellbeispiel:** D1xL

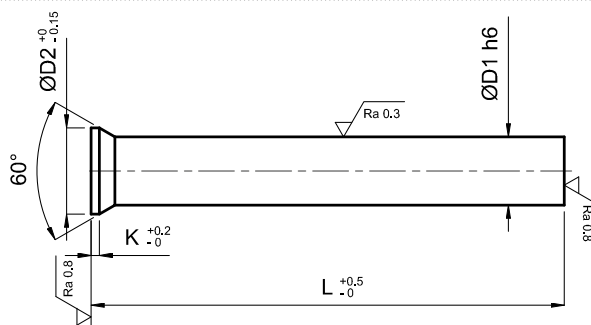
PUNZONE ALTO RENDIMENTO
 HIGH EFFICIENCY PUNCH
 HOCHLEISTUNGS-SCHNEIDSTEMPEL

EP-1 K

DIN 9861 D

Acciaio: Metallurgia delle polveri
Steel: Powder metallurgy
Stahl: Pulver Metallurgie

Durezza: Gambo HRC 64 ± 2 Testa HRC 45 ± 5
Hardness: Shank HRC 64 ± 2 Head HRC 45 ± 5
Härte: Schaft HRC 64 ± 2 Kopf HRC 45 ± 5



Esecuzione: Il gambo del punzone, dopo la ribattitura a caldo ed il rinvenimento, viene finemente rettificato e lappato. La stessa lavorazione di rettifica viene eseguita sulla testa conica. Le tolleranze di finitura, estremamente precise, rendono questi punzoni perfettamente intercambiabili.

Execution: After hot forming and tempering, the shank of the punch is accurately ground and lapped. The same grinding operation is performed on the conical head. The extremely accurate finish tolerances make these punches perfectly interchangeable.

Ausführung: Nach der Warmvernetzung und dem Anlassen wird der Stempelschaft fein geschliffen und geläppt. Die gleiche Schleifarbeit wird auch am konischen Kopf durchgeführt. Dank der extrem präzisen Bearbeitungstoleranzen sind diese Stempel perfekt austauschbar.

D1	D2	K	L	
			71	100
2,0	3,0	0,5	-	-
2,1 - 2,2	3,2	0,5	-	-
2,3 - 2,5	3,5	0,5	-	-
2,6 - 2,9	4,0	0,5	-	-
3,0 - 3,4	4,5	0,5	-	-
3,5 - 3,9	5,0	0,5	-	-
4,0 - 4,4	5,5	0,5	-	-
4,5 - 4,9	6,0	0,5	-	-
5,0 - 5,4	6,5	0,5	-	-
5,5 - 5,9	7,0	0,5	-	-
6,0 - 6,4	8,0	0,5	-	-
6,5 - 7,4	9,0	1	-	-
7,5 - 8,4	10	1	-	-
8,5 - 9,4	11	1	-	-
9,5 - 10,4	12	1	-	-
10,5 - 11,4	13	1	-	-
11,5 - 12,0	14	1	-	-

Esempio di ordinativo: D1xL **Order example:** D1xL **Bestellbeispiel:** D1xL

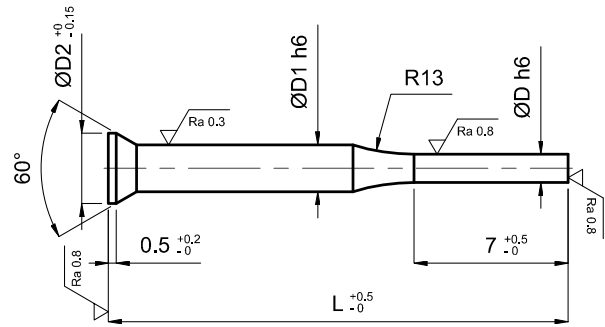
PUNZONE IN ESECUZIONE DI QUALITÀ CON RIBASSO
HIGH QUALITY STEPPED PUNCH
SCHNEIDSTEMPEL QUALITÄTSAUSFÜHRUNG, ABGESTÜTZT

EP-1R

DIN 9861 C

Acciaio: WS
Steel: WS
Stahl: WS

Durezza: Gambo HRC 62 ± 2 Testa HRC 45 ± 5
Hardness: Shank HRC 62 ± 2 Head HRC 45 ± 5
Härte: Schaft HRC 62 ± 2 Kopf HRC 45 ± 5



Esecuzione: Il gambo del punzone, dopo la ribattitura a caldo ed il rinvenimento, viene finemente rettificato e lappato. La stessa lavorazione di rettifica viene eseguita sulla testa conica. Le tolleranze di finitura, estremamente precise, rendono questi punzoni perfettamente intercambiabili. Il ribasso è concentrico al gambo con una tolleranza massima di 0,01mm.

Execution: After hot forming and tempering, the shank of the punch is accurately ground and lapped. The same grinding operation is performed on the conical head. The extremely accurate finish tolerances make these punches perfectly interchangeable. The reduction is concentric to the shank with a maximum tolerance of 0,01 mm.

Ausführung: Nach der Warmvernetzung und dem Anlassen wird der Stempelschaft fein geschliffen und geläppt. Die gleiche Schleifarbeit wird auch am konischen Kopf durchgeführt. Dank der extrem präzisen Bearbeitungstoleranzen sind diese Stempel perfekt austauschbar. Die Abflachung ist konzentrisch zum Schaft mit einer maximalen Toleranz von 0,01 mm.

D	D1	D2	L
0,70 - 0,75	2	3	71
0,80 - 0,85	2	3	71
0,90 - 0,95	2	3	71
1,00 - 1,10	2	3	71
1,20 - 1,30	2	3	71
1,40 - 1,50	2	3	71
1,60 - 1,70	3	4,5	71
1,80 - 1,90	3	4,5	71
2,00 - 2,10	3	4,5	71
2,20 - 2,30	3	4,5	71
2,40 - 2,50	3	4,5	71
2,60 - 2,70	3	4,5	71
2,80 - 2,90	3	4,5	71

Esempio di ordinativo: D1xLxD **Order example:** D1xLxD **Bestellbeispiel:** D1xLxD

PUNZONE IN ESECUZIONE DI QUALITÀ CON RIBASSO

HIGH QUALITY STEPPED PUNCH

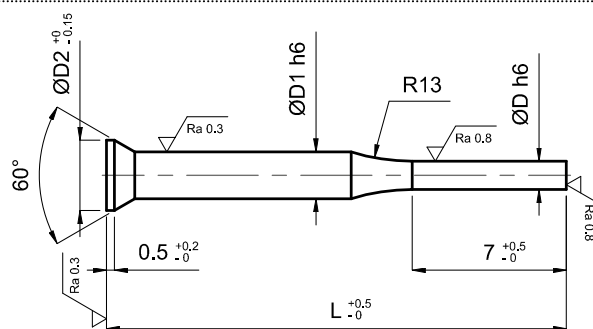
SCHNEIDSTEMPEL QUALITÄTSAUSFÜHRUNG, ABGESTÜTZT

EP-1R CR

DIN 9861 C

Acciaio: HWS cromo 12%
Steel: HWS chromium 12%
Stahl: HWS Chrom 12%

Durezza: Gambo HRC 62 ± 2 Testa HRC 45 ± 5
Hardness: Shank HRC 62 ± 2 Head HRC 45 ± 5
Härte: Schaft HRC 62 ± 2 Kopf HRC 45 ± 5



Esecuzione: Il gambo del punzone, dopo la ribattitura a caldo ed il rinvenimento, viene finemente rettificato e lappato. La stessa lavorazione di rettifica viene eseguita sulla testa conica. Le tolleranze di finitura, estremamente precise, rendono questi punzoni perfettamente intercambiabili. Il ribasso è concentrico al gambo con una tolleranza massima di 0,01mm.

Execution: After hot forming and tempering, the shank of the punch is accurately ground and lapped. The same grinding operation is performed on the conical head. The extremely accurate finish tolerances make these punches perfectly interchangeable. The reduction is concentric to the shank with a maximum tolerance of 0,01 mm.

Ausführung: Nach der Warmvernetzung und dem Anlassen wird der Stempelschaft fein geschliffen und geläppt. Die gleiche Schleifarbeit wird auch am konischen Kopf durchgeführt. Dank der extrem präzisen Bearbeitungstoleranzen sind diese Stempel perfekt austauschbar. Die Abflachung ist konzentrisch zum Schaft mit einer maximalen Toleranz von 0,01 mm.

D	D1	D2	L
0,70 - 0,75	2	3	71
0,80 - 0,85	2	3	71
0,90 - 0,95	2	3	71
1,00 - 1,10	2	3	71
1,20 - 1,30	2	3	71
1,40 - 1,50	2	3	71
1,60 - 1,70	3	4,5	71
1,80 - 1,90	3	4,5	71
2,00 - 2,10	3	4,5	71
2,20 - 2,30	3	4,5	71
2,40 - 2,50	3	4,5	71
2,60 - 2,70	3	4,5	71
2,80 - 2,90	3	4,5	71

Esempio di ordinativo: D1xLxD **Order example:** D1xLxD **Bestellbeispiel:** D1xLxD

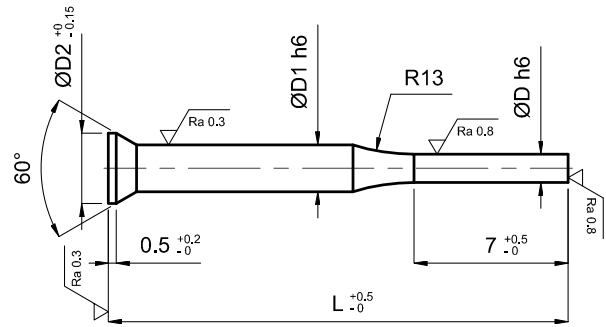
PUNZONE IN ESECUZIONE DI QUALITÀ CON RIBASSO
HIGH QUALITY STEPPED PUNCH
SCHNEIDSTEMPEL QUALITÄTSAUSFÜHRUNG, ABGESTÜTZT

EP-1R HSS

DIN 9861 C

HSS UNI HS 6-5-2
HSS UNI HS 6-5-2
HSS UNI HS 6-5-2

Durezza: Gambo HRC 62 ± 2 Testa HRC 45 ± 5
Hardness: Shank HRC 62 ± 2 Head HRC 45 ± 5
Härte: Schaft HRC 62 ± 2 Kopf HRC 45 ± 5



Esecuzione: Il gambo del punzone, dopo la ribattitura a caldo ed il rinvenimento, viene finemente rettificato e lappato. La stessa lavorazione di rettifica viene eseguita sulla testa conica. Le tolleranze di finitura, estremamente precise, rendono questi punzoni perfettamente intercambiabili. Il ribasso è concentrico al gambo con una tolleranza massima di 0,01mm.

Execution: After hot forming and tempering, the shank of the punch is accurately ground and lapped. The same grinding operation is performed on the conical head. The extremely accurate finish tolerances make these punches perfectly interchangeable. The reduction is concentric to the shank with a maximum tolerance of 0,01 mm.

Ausführung: Nach der Warmvernetzung und dem Anlassen wird der Stempelschaft fein geschliffen und geläppt. Die gleiche Schleifarbeit wird auch am konischen Kopf durchgeführt. Dank der extrem präzisen Bearbeitungstoleranzen sind diese Stempel perfekt austauschbar. Die Abflachung ist konzentrisch zum Schaft mit einer maximalen Toleranz von 0,01 mm.

D	D1	D2	L
0,70 - 0,75	2	3	71
0,80 - 0,85	2	3	71
0,90 - 0,95	2	3	71
1,00 - 1,10	2	3	71
1,20 - 1,30	2	3	71
1,40 - 1,50	2	3	71
1,60 - 1,70	3	4,5	71
1,80 - 1,90	3	4,5	71
2,00 - 2,10	3	4,5	71
2,20 - 2,30	3	4,5	71
2,40 - 2,50	3	4,5	71
2,60 - 2,70	3	4,5	71
2,80 - 2,90	3	4,5	71

Esempio di ordinativo: D1xLxD **Order example:** D1xLxD **Bestellbeispiel:** D1xLxD

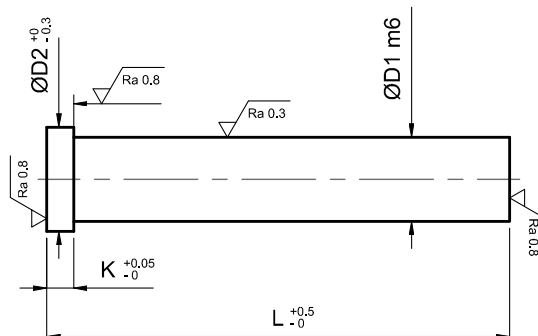
PUNZONE CON TESTA CILINDRICA FORGIATA
FORGED CYLINDRICAL HEAD PUNCH
SCHNEIDSTEMPEL MIT GESCHMIEDETEM ZYLINDERKOPF

EP-2 CR

ISO 8020 A

Acciaio: HWS cromo 12%
Steel: HWS chromium 12%
Stahl: HWS Chrom 12%

Durezza: Gambo HRC 62 ± 2 Testa HRC 45 ± 5
Hardness: Shank HRC 62 ± 2 Head HRC 45 ± 5
Härte: Schaft HRC 62 ± 2 Kopf HRC 45 ± 5



Esecuzione: Testa forgiata a caldo. Il gambo del punzone, dopo il trattamento termico ed il rinvenimento, viene finemente rettificato e lappato. La testa rettificata garantisce la perfetta coassialità con il gambo.

Execution: Hot forged head. The shank of the punch is finely ground and lapped after heat treatment and tempering. The ground head guarantees that it is perfectly coaxial with the shank.

Ausführung: Warmgeschmiedeter Kopf. Nach der Warmbehandlung und dem Anlassen wird der Stempelschaft fein geschliffen und geläppt. Der geschliffene Kopf sichert die perfekte Koaxialität mit dem Schaft zu.

D1	D2	K	L	
			71	100
2	4	3	-	-
3	5	3	-	-
4	6	3	-	-
5	7	5	-	-
6	9	5	-	-
8	11	5	-	-
10	13	5	-	-
13	16	5	-	-
16	19	5	-	-
20	24	5	-	-
25	29	5	-	-

Esempio di ordinativo: D1xL **Order example:** D1xL **Bestellbeispiel:** D1xL

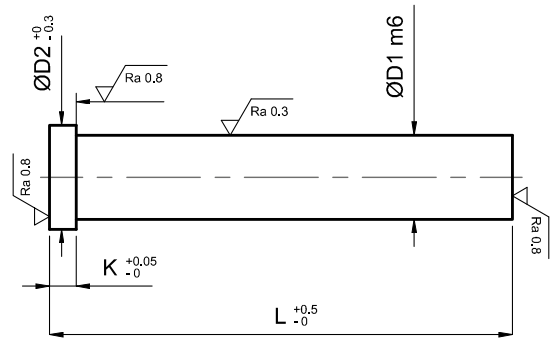
PUNZONE CON TESTA CILINDRICA FORGIATA
FORGED CYLINDRICAL HEAD PUNCH
SCHNEIDSTEMPEL MIT GESCHMIEDETEM ZYLINDERKOPF

EP-2 HSS

ISO 8020 A

Acciaio: HSS UNI HS 6-5-2
Steel: HSS UNI HS 6-5-2
Stahl: HSS UNI HS 6-5-2

Durezza: Gambo HRC 62 ± 2 Testa HRC 45 ± 5
Hardness: Shank HRC 62 ± 2 Head HRC 45 ± 5
Härte: Schaft HRC 62 ± 2 Kopf HRC 45 ± 5



Esecuzione: Testa forgiata a caldo. Il gambo del punzone, dopo il trattamento termico ed il rinvenimento, viene finemente rettificato e lappato. La testa rettificata garantisce la perfetta coassialità con il gambo.

Execution: Hot forged head. The shank of the punch is finely ground and lapped after heat treatment and tempering. The ground head guarantees that it is perfectly coaxial with the shank.

Ausführung: Warmgeschmiedeter Kopf. Nach der Warmbehandlung und dem Anlassen wird der Stempelschaft fein geschliffen und geläppt. Der geschliffene Kopf sichert die perfekte Koaxialität mit dem Schaft zu.

D1	D2	K	L	
			71	100
2	4	3	-	-
3	5	3	-	-
4	6	3	-	-
5	7	5	-	-
6	9	5	-	-
8	11	5	-	-
10	13	5	-	-
13	16	5	-	-
16	19	5	-	-
20	24	5	-	-
25	29	5	-	-

Esempio di ordinativo: D1xL **Order example:** D1xL **Bestellbeispiel:** D1xL

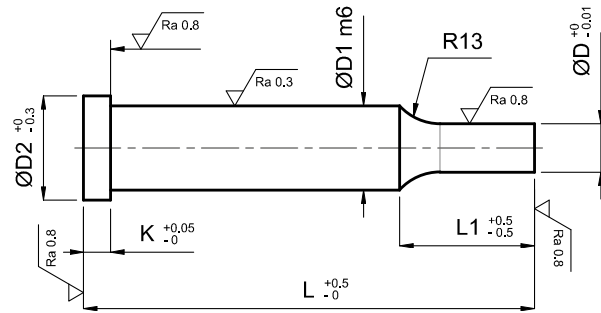
PUNZONE CON TESTA CILINDRICA FORGIATA E RIBASSO
 FORGED, CYLINDRICAL HEAD PUNCH, STEPPED
 SCHNEIDSTEMPEL MIT GESCHMIEDETEM ZYLINDERKOPF, ABGESTÜTZT

EP-2R CR

ISO 8020 B

Acciaio: HWS cromo 12%
Steel: HWS chromium 12%
Stahl: HWS Chrom 12%

Durezza: Gambo HRC 62 ± 2 Testa HRC 45 ± 5
Hardness: Shank HRC 62 ± 2 Head HRC 45 ± 5
Härte: Schaft HRC 62 ± 2 Kopf HRC 45 ± 5



Esecuzione: Testa forgiata a caldo. Il gambo del punzone, dopo il trattamento termico ed il rinvenimento, viene finemente rettificato e lappato. La testa rettificata garantisce la perfetta coassialità con il gambo. Il ribasso è concentrico al gambo con una tolleranza massima di 0,01mm.

Execution: Hot forged head. The shank of the punch is finely ground and lapped after heat treatment and tempering. The ground head guarantees that it is perfectly coaxial with the shank. The reduction is concentric to the shank with a maximum tolerance of 0,01 mm.

Ausführung: Warmgeschmiedeter Kopf. Nach der Warmbehandlung und dem Anlassen wird der Stempelschaft fein geschliffen und geläppt. Der geschliffene Kopf sichert die perfekte Koaxialität mit dem Schaft zu. Die Abflachung ist konzentrisch zum Schaft mit einer maximalen Toleranz von 0,01 mm.

D	D1	D2	K	L1	L	
					71	100
0,5 - 1,9	2	4	3	8	-	-
1,6 - 2,9	3	5	3	9	-	-
2 - 3,9	4	6	3	10	-	-
2 - 4,9	5	7	5	12	-	-
3 - 5,9	6	9	5	13	-	-
3 - 7,9	8	11	5	14	-	-
4,5 - 9,9	10	13	5	16	-	-
6,5 - 12,9	13	16	5	21	-	-
9,5 - 15,9	16	19	5	24	-	-
12,5 - 19,9	20	24	5	27	-	-
16,5 - 24,9	25	29	5	32	-	-

Esempio di ordinativo: D1xLxDxL1 **Order example:** D1xLxDxL1 **Bestellbeispiel:** D1xLxDxL1

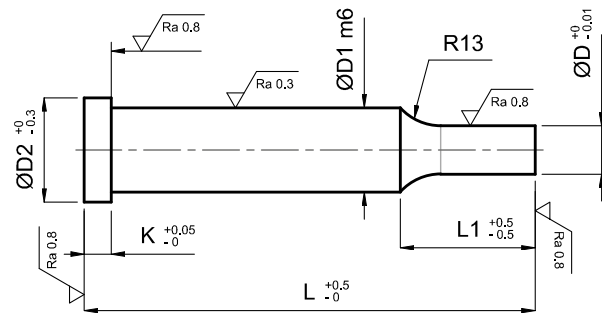
PUNZONE CON TESTA CILINDRICA FORGIATA E RIBASSO
FORGED, CYLINDRICAL HEAD PUNCH, STEPPED
 SCHNEIDSTEMPEL MIT GESCHMIEDETEM ZYLINDERKOPF, ABGESTÜTZT

EP-2R HSS

ISO 8020 B

Acciaio: HSS UNI HS 6-5-2
Steel: HSS UNI HS 6-5-2
Stahl: HSS UNI HS 6-5-2

Durezza: Gambo HRC 62 ± 2 Testa HRC 45 ± 5
Hardness: Shank HRC 62 ± 2 Head HRC 45 ± 5
Härte: Schaft HRC 62 ± 2 Kopf HRC 45 ± 5



Esecuzione: Testa forgiata a caldo. Il gambo del punzone, dopo il trattamento termico ed il rinvenimento, viene finemente rettificato e lappato. La testa rettificata garantisce la perfetta coassialità con il gambo. Il ribasso è concentrico al gambo con una tolleranza massima di 0,01mm.

Execution: Hot forged head. The shank of the punch is finely ground and lapped after heat treatment and tempering. The ground head guarantees that it is perfectly coaxial with the shank. The reduction is concentric to the shank with a maximum tolerance of 0,01 mm.

Ausführung: Warmgeschmiedeter Kopf. Nach der Warmbehandlung und dem Anlassen wird der Stempelschaft fein geschliffen und geläppt. Der geschliffene Kopf sichert die perfekte Koaxialität mit dem Schaft zu. Die Abflachung ist konzentrisch zum Schaft mit einer maximalen Toleranz von 0,01 mm.

D	D1	D2	K	L1	L	
					71	100
0,5 - 1,9	2	4	3	8	-	-
1,6 - 2,9	3	5	3	9	-	-
2 - 3,9	4	6	3	10	-	-
2 - 4,9	5	7	5	12	-	-
3 - 5,9	6	9	5	13	-	-
3 - 7,9	8	11	5	14	-	-
4,5 - 9,9	10	13	5	16	-	-
6,5 - 12,9	13	16	5	21	-	-
9,5 - 15,9	16	19	5	24	-	-
12,5 - 19,9	20	24	5	27	-	-
16,5 - 24,9	25	29	5	32	-	-

Esempio di ordinativo: D1xLxDxL1 **Order example:** D1xLxDxL1 **Bestellbeispiel:** D1xLxDxL1

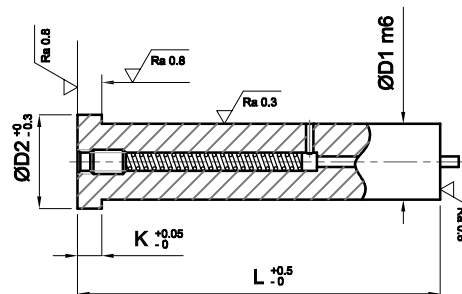
PUNZONE CON TESTA CILINDRICA FORGIATA ED ESTRATTORE
 FORGED, CYLINDRICAL HEAD PUNCH WITH EJECTOR
 SCHNEIDSTEMPEL MIT GESCHMIEDETEM ZYLINDERKOPF UND AUSWERFERSTIFT

EP-2M

ISO 8020 E

Acciaio: HSS UNI HS 6-5-2
Steel: HSS UNI HS 6-5-2
Stahl: HSS UNI HS 6-5-2

Durezza: Gambo HRC 62 ± 2 Testa HRC 45 ± 5
Hardness: Shank HRC 62 ± 2 Head HRC 45 ± 5
Härte: Schaft HRC 62 ± 2 Kopf HRC 45 ± 5



Esecuzione: Testa forgiata a caldo. Il gambo del punzone, dopo il trattamento termico ed il rinvenimento, viene finemente rettificato e lappato. La testa rettificata garantisce la perfetta coassialità con il gambo.

Execution: Hot forged head. The shank of the punch is finely ground and lapped after heat treatment and tempering. The ground head guarantees that it is perfectly coaxial with the shank.

Ausführung: Warmgeschmiedeter Kopf. Nach der Warmbehandlung und dem Anlassen wird der Stempelschaft fein geschliffen und geläppt. Der geschliffene Kopf sichert die perfekte Koaxialität mit dem Schaft zu.

D1	D2	K	L		
			71	80	100
6	9	5	-	-	-
8	11	5	-	-	-
10	13	5	-	-	-
13	16	5	-	-	-
16	19	5	-	-	-
20	24	5	-	-	-
25	29	5	-	-	-

Esempio di ordinativo: D1xL **Order example:** D1xL **Bestellbeispiel:** D1xL



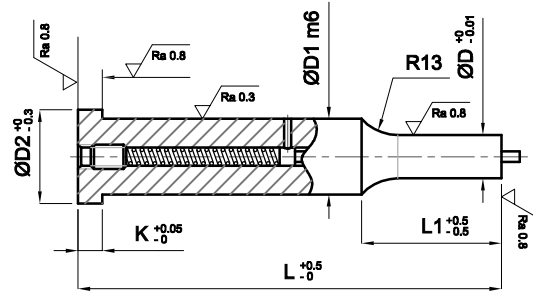
PUNZONE CON TESTA CILINDRICA FORGIATA, RIBASSO ED ESTRATTORE
FORGED, CYLINDRICAL HEAD PUNCH WITH EJECTOR, STEPPED
SCHNEIDSTEMPEL MIT GESCHMIEDETEM ZYLINDERKOPF UND AUSWERFERSTIFT, ABGESTÜTZT

EP-2RM

ISO 8020 F

Acciaio: HSS UNI HS 6-5-2
Steel: HSS UNI HS 6-5-2
Stahl: HSS UNI HS 6-5-2

Durezza: Gambo HRC 62 ± 2 Testa HRC 45 ± 5
Hardness: Shank HRC 62 ± 2 Head HRC 45 ± 5
Härte: Schaft HRC 62 ± 2 Kopf HRC 45 ± 5



Esecuzione: Testa forgiata a caldo. Il gambo del punzone, dopo il trattamento termico ed il rinvenimento, viene finemente rettificato e lappato. La testa rettificata garantisce la perfetta coassialità con il gambo. Il ribasso è concentrico al gambo con una tolleranza massima di 0,01mm.

Execution: Hot forged head. The shank of the punch is finely ground and lapped after heat treatment and tempering. The ground head guarantees that it is perfectly coaxial with the shank. The reduction is concentric to the shank with a maximum tolerance of 0,01 mm.

Ausführung: Warmgeschmiedeter Kopf. Nach der Warmbehandlung und dem Anlassen wird der Stempelschaft fein geschliffen und geläppt. Der geschliffene Kopf sichert die perfekte Koaxialität mit dem Schaft zu. Die Abflachung ist konzentrisch zum Schaft mit einer maximalen Toleranz von 0,01 mm.

D	D1	D2	K	L1	L		
					71	80	100
3 - 5,9	6	9	5	13	-	-	-
3 - 7,9	8	11	5	14	-	-	-
4,5 - 9,9	10	13	5	16	-	-	-
6,5 - 12,9	13	16	5	21	-	-	-
9,5 - 15,9	16	19	5	24	-	-	-
12,5 - 19,9	20	23	5	27	-	-	-
16,5 - 24,9	25	28	5	32	-	-	-

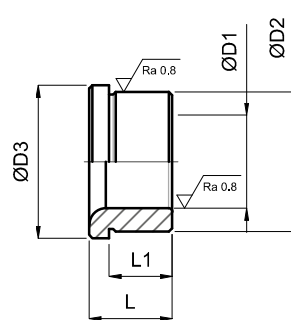
Esempio di ordinativo: D1xLxDxL1 **Order example:** D1xLxDxL1 **Bestellbeispiel:** D1xLxDxL1

BUSSOLA DI FORATURA CON TESTA

PIERCING BUSH WITH HEAD

BOHRBUCHSE MIT KOPF

DIN 172



Durezza: HRC 60 ± 2
Hardness: HRC 60 ± 2
Härte: HRC 60 ± 2

D1	D2	D3	CORTA - SHORT - KURZ		LUNGA - LONG - LANG	
			L	L1	L	L1
2 - 2,6	5	8	6	4	9	7
2,7 - 3,3	6	9	8	5,5	12	9,5
3,4 - 4,0	7	10	8	5,5	12	9,5
4,1 - 5,0	8	11	8	5,5	12	9,5
5,1 - 6,0	10	13	10	7	16	13
6,1 - 8,0	12	15	10	7	16	13
8,1 - 10	15	18	12	9	20	17
10,1 - 12	18	22	12	8	20	16
12,1 - 15	22	26	16	12	28	24
15,25 - 18	26	30	16	12	28	24
18,25 - 22	30	34	20	15	36	31
22,25 - 26	35	39	20	15	36	31
26,25 - 30	42	46	20	15	36	31
26,25 - 30	42	46	25	20	45	40
30,25 - 35	48	52	25	20	45	40
35,5 - 42	55	59	25	20	45	40
35,5 - 42	55	59	30	25	56	51
42,5 - 48	62	66	30	24	56	50
48,5 - 55	70	74	30	24	56	50
56 - 62	78	82	35	29	72	66
56 - 62	78	82			67	61

Esempio di ordinativo: D1 x L **Order example:** D1 x L **Bestellbeispiel:** D1 x L

BUSSOLA DI FORATURA SENZA TESTA

PIERCING BUSH WITHOUT HEAD

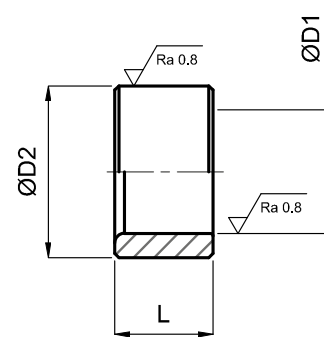
BOHRBUCHSE OHNE KOPF

DIN 179

Durezza: HRC 60 ± 2

Hardness: HRC 60 ± 2

Härte: HRC 60 ± 2



D1	D2	CORTA - SHORT - KURZ	LUNGA - LONG - LANG
		L	L
2 - 2,6	5	6	9
2,7 - 3,3	6	8	12
3,4 - 4,0	7	8	12
4,1 - 5,0	8	8	12
5,1 - 6,0	10	10	16
6,1 - 8,0	12	10	16
8,1 - 10	15	12	20
10,1 - 12	18	12	20
12,1 - 15	22	16	28
15,25 - 18	26	16	28
18,25 - 22	30	20	36
22,25 - 26	35	20	36
26,25 - 30	42	20	36
26,25 - 30	42	25	45
30,25 - 35	48	25	45
35,5 - 42	55	25	45
35,5 - 42	55	30	56
42,5 - 48	62	30	56
48,5 - 55	70	30	56
56 - 62	78	35	72
56 - 62	78	-	67

Esempio di ordinativo: D1 x L **Order example:** D1 x L **Bestellbeispiel:** D1 x L

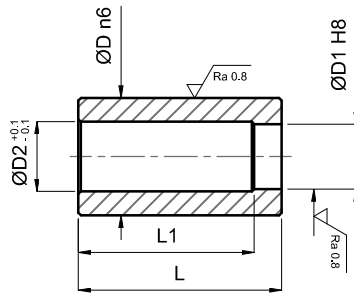
MATRICE DI ALTA QUALITÀ PER STAMPI
 HIGH QUALITY MATRIX DIE
 MATRIZE FÜR HOCHWERTIGEN WERKZEUGEN

MAT A / MAT B

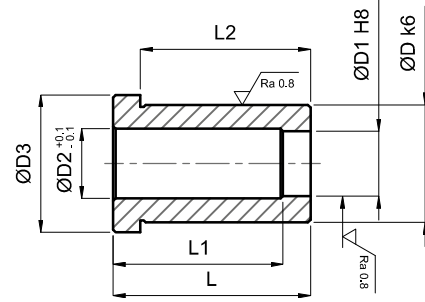
Acciaio: HWS/HSS
Steel: HWS/HSS
Stahl: HWS/HSS

Durezza: HRC 60-62
Hardness: HRC 60-62
Härte: HRC 60-62

TIPO A - TYPE A - TYP A



TIPO B - TYPE B - TYP B



D1	D	D2	D3	L	L1	L2
1,1 - 2,0	6	D1 +0,6	8	20	17	16
1,1 - 2,0	6	D1 +0,6	8	28	25	24
2,0 - 2,6	7	D1 +0,6	9	20	17	16
2,0 - 2,6	7	D1 +0,6	9	28	25	24
2,7 - 3,3	7	D1 +0,6	9	20	17	16
2,7 - 3,3	7	D1 +0,6	9	28	25	24
3,4 - 4	8	D1 +0,6	10	20	17	16
3,4 - 4	8	D1 +0,6	10	28	25	24
4,1 - 5	10	D1 + 1	12	20	16	16
4,1 - 5	10	D1 + 1	12	28	24	24
5,1 - 6	12	D1 + 1	14	20	16	16
5,1 - 6	12	D1 + 1	14	28	24	24
6,1 - 8	15	D1 + 1	17	20	16	16
6,1 - 8	15	D1 + 1	17	28	24	24
8,1 - 10	18	D1 + 1	20	20	16	16
8,1 - 10	18	D1 + 1	20	28	24	24
10,1 - 12	22	D1 + 1	24	20	15	16
10,1 - 12	22	D1 + 1	24	28	23	24
12,1 - 15	26	D1 + 1	28	20	15	16
12,1 - 15	26	D1 + 1	28	28	23	24

Altre dimensioni disponibili a richiesta Other dimensions supplied on request Andere Abmessungen auf Anfrage verfügbar

Esempio di ordinativo: Tipo x D1 x L **Order example:** Type x D1 x L **Bestellbeispiel:** Typ x D1 x L

SPINA CILINDRICA CON FORO FILETTATO

DOWEL PIN FOR BLIND HOLE
ZYLINDERSTIFT FÜR SACKLOCH

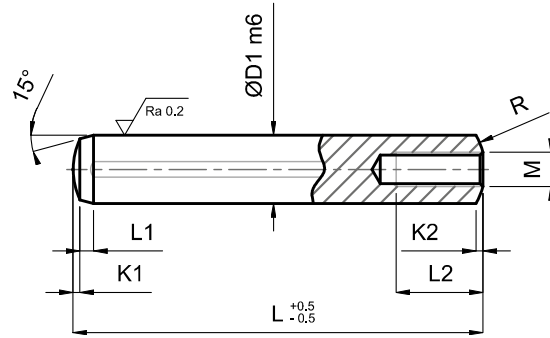
ESP-2

DIN 7979

Acciaio: Per lavorazione a freddo
Steel: For cold forming
Stahl: Für Kaltschmieden

Durezza: HRC 60 ± 2
Hardness: HRC 60 ± 2
Härte: HRC 60 ± 2

Tolleranza: H6 a richiesta
Tolerance: H6 on request
Toleranz: H6 auf Anfrage

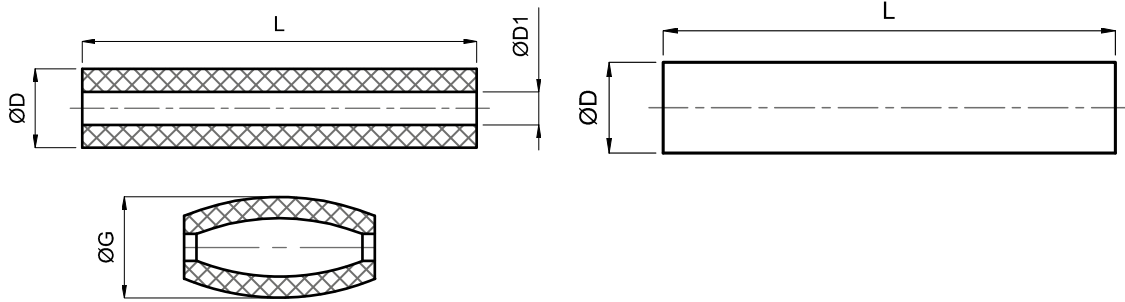


D1	M	L1	L2	K1	K2	R	L																	
							20	24	30	36	40	45	50	60	70	80	90	100	120	140	160			
6	4	1,5	6	0,6	0,8	6	-	-	-	-	-	-	-	-	-	-	-	-	-	-	-	-	-	-
8	5	1,8	8	0,8	1	8	-	-	-	-	-	-	-	-	-	-	-	-	-	-	-	-	-	-
10	6	2	10	1,0	1,2	10	-	-	-	-	-	-	-	-	-	-	-	-	-	-	-	-	-	-
12	6	2,5	10	1,2	1,6	12	-	-	-	-	-	-	-	-	-	-	-	-	-	-	-	-	-	-
14	8	2,5	12	1,4	1,8	14			-	-	-	-	-	-	-	-	-	-	-	-	-	-	-	-
16	8	3	12	1,6	2,0	16				-	-	-	-	-	-	-	-	-	-	-	-	-	-	-
18	10	3,5	16	1,8	2,5	18					-	-	-	-	-	-	-	-	-	-	-	-	-	-
20	10	4	16	2,0	2,5	20					-	-	-	-	-	-	-	-	-	-	-	-	-	-

Esempio di ordinativo: D1xL **Order example:** D1xL **Bestellbeispiel:** D1xL

MOLLA IN POLIURETANO FORATA / NON FORATA
DRILLED / NOT DRILLED POLYURETHANE SPRING
POLYURETHAN-FEDER, GELOCHT / NICHT GELOCHT

EMP-1



	COD. 80 (verde / green / grün)	COD. 90 (rosso / red / red)	COD. 95 (giallo / yellow / gelb)
Sigla Courbhane:			
Courbhane Mark:	80	90	95
Courbhane Code:			
Durezza Shore:			
Shore Hardness:	80	90	95
Shore Härte:			
Schiacciamento Massimo*:			
Maximum Crushing*:	33%	25%	20%
Maximale Quetschung*:			

*molla forata / drilled spring / feder gelocht

- D=** Diametro esterno - outside diameter - Außendurchmesser
- D1=** Diametro del foro - hole diameter - Lochdurchmesser
- L=** Altezza libera - free height - freie Höhe
- G=** Diametro massimo di gonfiamento
Maximum swelling diameter
Maximaler Schwellendurchmesser

D	D1	L	G. MAX		
			COD. 80	COD. 90	COD. 95
16	6,5	500	21	20	19
20	8,5	500	27	26	25
25	10,5	500	34	32	30
32	13,5	500	44	40	39
40	13,5	500	55	50	49
50	17	500	67	63	60
63	17	500	82	80	76
80	21	500	106	104	100
100	21	500	128	125	122
125	27	500	156	150	148

Esempio di ordinativo: D x Cod. x Forata/Non Forata

Order example: D x Cod.x Drilled/Not Drilled **Bestellbeispiel:** D x Cod. x Gelocht/Nicht Gelocht

MOLLA IN ELASTOMERO EFFBE FORATA

DRILLED EFFBE ELASTOMER SPRING

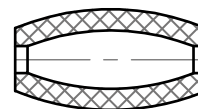
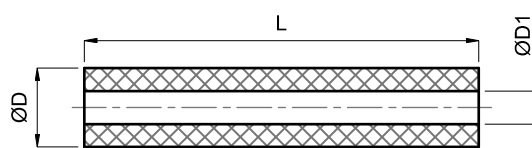
ELASTOMER-FEDER EFFBE, GELOCHT

EMP-2

Specifiche: Barre forate - EFFBE - Urelast 90 SHORE A.
 Impiegate per realizzare molle in lunghezze speciali, rondelle ammortizzanti, particolari a disegno e prototipi

Specification: Round tube stock – EFFBE – Urelast 90 SHORE A.
 Used for making special length springs, conical washers, design parts and prototypes

Spezifikationen: Gelochte Stäbe - EFFBE - Urelast 90 SHORE A.
 Für Federn mit Speziallängen, Dämpferscheiben, Teile nach Zeichnung und Prototypen



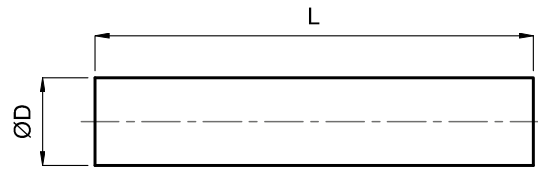
D	D1	L
16	6,5	300
20	8,5	300
25	10,5	300
32	13,5	300
40	13,5	300
50	17	400
63	17	400
80	21	400
100	21	300
125	27	300

Esempio di ordinativo: D **Order example:** D **Bestellbeispiel:** D



MOLLA IN ELASTOMERO EFFBE PIENA
SOLID EFFBE ELASTOMER SPRING
ELASTOMER-FEDER EFFBE, NICHT GELOCHT

EMP-3



Specifiche: Barre piene - EFFBE - Urelast 90 SHORE A.
Impiegate per realizzare molle piene (resistenza a carichi maggiori rispetto alle molle forate), particolari a disegno e prototipi

Specification: Solid bar stock – EFFBE – Urelast 90 SHORE A.
Used to make solid springs (for greater load resistance compared to tube springs), design parts and prototypes

Spezifikationen: Volle Stäbe - EFFBE - Urelast 90 SHORE A.
Für volle Federn (höhere Belastungswiderstände als ge-
lochte Federn), Teile nach Zeichnung und Prototypen

D	L
16	300
20	300
25	300
32	300
40	300
50	400
63	400
80	400
100	300
125	300

Esempio di ordinativo: D **Order example:** D **Bestellbeispiel:** D

PUNTALINO PER SOLLEVAMENTO LAMIERA

TIP FOR LIFTING SHEET

SPITZE FÜR HEBEPLATTE

EMP-4

Materiale: Urelast

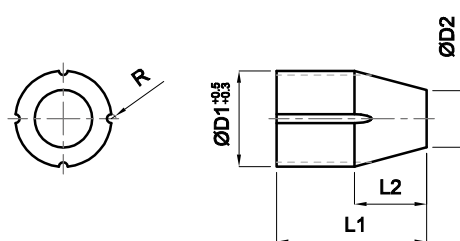
Material:: Urelast

Werkstoff: Urelast

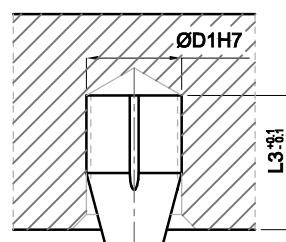
Durezza: 90 SHORE

Hardness: 90 SHORE

Härte: 90 SHORE



D1	D2	L1	L2	R	L3	KG.
6	3,6	9,5	4,5	-	8	10
10	6	15,5	7,5	1	13	45
16	9,5	25	12	1,5	21	150
24	18	25	10	2	21	300
30	20	35	19	2,5	30	300
32	24	32	14	3	26	1200
39,5	30	40	16	3	34	2500



Esempio di ordinativo: D1 **Order example:** D1 **Bestellbeispiel:** D1

ACCESSORI GENERICI

GENERIC ITEMS

GENERISCHE ELEMENTE



www.pedrotti.it

MOLLA AL CROMO-VANADIO PER STAMPI - SPECIFICHE TECNICHE

CHROME-VANADIUM SPRING FOR MOLDS - TECHNICAL SPECIFICATION

FEDER FÜR CHROM-VANADIUM-FORMEN - TECHNISCHE SPEZIFIKATIONEN

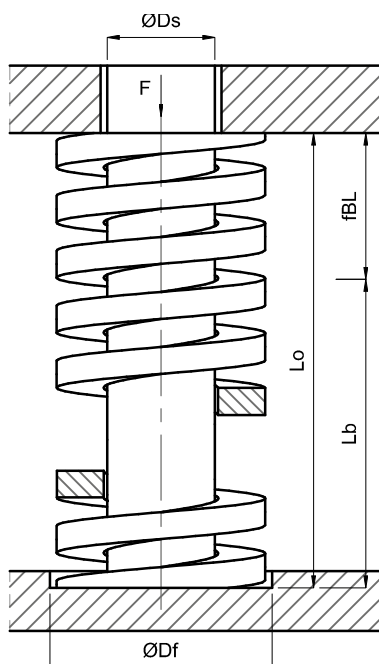
Costruzione: La sezione della molla è realizzata in modo tale che, dopo l'avvolgimento, si presenti di forma rettangolare (e non trapezoidale) con i bordi arrotondati. In tal modo è possibile ottenere le massime prestazioni, unitamente ad un basso livello di sollecitazione del materiale. Inoltre la particolare conformazione dei bordi aumenta ulteriormente la capacità di resistenza a fatica della molla

Construction: The cross-section of the spring is realized to be rectangular after coiling (not trapezoidal) with rounded edges. This provides maximum performance together with a low level of material stress. Furthermore, the special shape of the edges increases the fatigue resistance of the spring

Konstruktion: Der Querschnitt der Feder ist nach der Wicklung rechteckig (nicht trapezförmig) mit abgerundeten Kanten. Dadurch können maximale Leistungen in Verbindung mit einer geringen Materialbelastung erzielt werden. Darüber hinaus erhöht die besondere Form der Kanten zusätzlich die Ermüdungsfestigkeit der Feder

Schema e simboli della molla - Drawing and symbols of the spring - Schema und Symbole der Feder

Df (mm)	Diametro del foro (entro il quale può lavorare liberamente la molla) Diameter of the hole (within which the spring can operate freely) Lochdurchmesser (innerhalb dessen die Feder frei arbeiten kann)
Ds (mm)	Diametro della spina (sulla quale può lavorare liberamente la molla) Diameter of the pin (on which the spring can operate freely) Durchmesser des Stifts (auf dem die Feder frei arbeiten kann)
Lo (mm)	Lunghezza libera (lunghezza della molla, non sottoposta ad alcuna forza esterna o carico) Free length (length of the spring when subject to any external force or load) Freie Länge (Länge der Feder, keiner externen Kraft oder Last ausgesetzt)
fBL (mm)	Freccia a blocco (massima deflessione della molla) Solid deflection (maximum deflection of the spring) Federweg d. Feder auf Block (maximale Auslenkung der Feder)
Lb (mm)	Lunghezza a blocco (lunghezza minima della molla con tutte le spine a contatto) Block length (minimum length of the spring with all coils in contact) Blocklänge (Mindestlänge der Feder mit allen Stiftchen in Kontakt)
Rg (Kg/mm)	Rigidità (carico da applicare per comprimere la molla di 1mm) Rate (load to apply to deflect the spring of 1 mm) Federrate (anwendbare Belastung zur Federkompression von 1mm)



DEFLESSIONE / LOAD / KOMPRESSION	
Pre-carico: Pre-load: Vorspannung:	13% fBL
Campo di deflessione ottimale Optimal deflection range Optimale Durchbiegungswert	13 -> 45% fBL
Campo di deflessione limite Limit deflection range Grenzwert der Durchbiegung	30 -> 62% fBL
Campo di deflessione massima Maximum deflection range Max Durchbiegungswert	62 -> 80% fBL

Il primo dei due valori indica il pre-carico minimo
The first of two values shows the pre-load
Die erste der beiden Werten zeigt die Vorspannung



MOLLA ISO 10243
 SPRING ISO 10243
 FEDER ISO 10243

BL

BL SERIE / PORPORA - PURPLE - PURPLE

CARICHI EXTRA LEGGERI - EXTRA LIGHT CHARGES - SEHR LEICHTE LASTEN

Df	Ds	Lo	Rg (Kg/mm)	fBL (mm)	COD		
20	10	25	3,28	14	BL 2025		
		32	2,52	18	BL 2032		
		38	2,11	22	BL 2038		
		44	1,82	26	BL 2044		
		51	1,56	30	BL 2051		
		64	1,23	38	BL 2064		
		76	1,04	45	BL 2076		
		89	0,88	53	BL 2089		
		102	0,77	62	BL 20102		
		115	0,68	70	BL 20115		
		127	0,62	77	BL 20127		
139	10	139	0,56	85	BL 20139		
		152	0,52	93	BL 20152		
		305	0,26	188	BL 20305		
		25	12,5	25	5,38	14	BL 2525
				32	4,08	18	BL 2532
				38	3,4	22	BL 2538
				44	2,92	25	BL 2544
51	2,52			30	BL 2551		
64	1,98			38	BL 2564		
76	1,66			45	BL 2576		
89	1,42			53	BL 2589		
102	1,23			61	BL 25102		
115	1,1			70	BL 25115		
127	1			77	BL 25127		
139	12,5	139	0,91	85	BL 25139		
		152	0,83	93	BL 25152		
		178	0,7	109	BL 25178		
		203	0,62	124	BL 25203		
		305	0,41	188	BL 25305		
		32	16	38	4,47	22	BL 3238
				44	3,83	26	BL 3244
				51	3,3	31	BL 3251
64	2,59			39	BL 3264		
76	2,17			47	BL 3276		
89	1,85			56	BL 3289		
102	1,61			64	BL 32102		
115	1,42			73	BL 32115		
127	1,29			81	BL 32127		
139	1,16			89	BL 32139		
152	1,07			97	BL 32152		
178	0,91			114	BL 32178		
203	0,8			131	BL 32203		
254	0,63			163	BL 32254		
305	0,53	197	BL 32305				

BL SERIE / PORPORA - PURPLE - PURPLE

CARICHI EXTRA LEGGERI - EXTRA LIGHT CHARGES - SEHR LEICHTE LASTEN

Df	Ds	Lo	Rg (Kg/mm)	fBL (mm)	COD		
40	20	51	5,18	26	BL 4051		
		64	4,05	34	BL 4064		
		76	3,38	40	BL 4076		
		89	2,87	48	BL 4089		
		102	2,5	55	BL 40102		
		115	2,2	63	BL 40115		
		127	1,99	70	BL 40127		
		139	1,82	76	BL 40139		
		152	1,66	84	BL 40152		
		178	1,41	99	BL 40178		
		203	20	203	1,23	113	BL 40203
254	0,99			142	BL 40254		
305	0,82			171	BL 40305		
51	25			64	8,18	37	BL 5064
				76	6,83	45	BL 5076
				89	5,78	53	BL 5089
				102	5,03	62	BL 50102
		115	4,44	70	BL 50115		
		127	4,01	78	BL 50127		
		139	3,65	85	BL 50139		
		152	3,35	94	BL 50152		
		178	2,84	110	BL 50178		
		203	2,47	126	BL 50203		
		254	25	254	1,96	159	BL 50254
305	1,63			192	BL 50305		

Esempio di ordinativo: Serie x Df x Lo

Order example: Series x Df x Lo

Bestellbeispiel: Serie x Df x Lo



MOLLA ISO 10243
 ISO 10243 SPRING
 ISO 10243 FEDER



CL SERIE / VERDE - GREEN - GRÜN

CARICHI LEGGERI - LIGHT CHARGES - LEICHTE LASTEN					
Df	Ds	Lo	Rg (Kg/mm)	fBL (mm)	COD
10	5	25	1,02	13	CL 1025
		32	0,87	16	CL 1032
		38	0,69	20	CL 1038
		44	0,61	23	CL 1045
		51	0,51	26	CL 1050
		64	0,44	33	CL 1063
		76	0,33	39	CL 1076
		305	0,11	156	CL 10305
12,5	6,3	25	1,83	13	CL 1325
		32	1,67	16	CL 1332
		38	1,39	20	CL 1338
		44	1,23	23	CL 1345
		51	1,16	26	CL 1350
		64	0,95	33	CL 1363
		76	0,72	39	CL 1375
		89	0,55	46	CL 1390
102	0,41	51	CL 13100		
305	0,14	156	CL 13305		
16	8	25	2,39	13	CL 1625
		32	2,34	16	CL 1632
		38	1,97	20	CL 1638
		44	1,74	23	CL 1645
		51	1,6	26	CL 1650
		64	1,09	33	CL 1663
		76	1,02	39	CL 1675
		89	0,88	46	CL 1690
102	0,8	52	CL 16100		
115	0,66	57	CL 16115		
305	0,26	156	CL 16305		
20	10	25	5,69	13	CL 1925
		32	4,59	16	CL 1932
		38	3,4	19	CL 1938
		44	3,06	22	CL 1945
		51	2,5	25	CL 1950
		64	2,04	31	CL 1963
		76	1,63	37	CL 1975
		89	1,43	44	CL 1990
102	1,22	51	CL 19100		
115	1,11	58	CL 19115		
127	0,97	64	CL 19125		
139	0,86	70	CL 19140		
152	0,77	76	CL 19150		
305	0,41	153	CL 19305		
26	13,5	25	10,2	13	CL 2625
		32	8,19	16	CL 2632
		38	6,32	19	CL 2638
		44	5,4	22	CL 2645
		51	4,49	25	CL 2650
		64	3,59	31	CL 2663
		76	2,86	37	CL 2675

CL SERIE / VERDE - GREEN - GRÜN

CARICHI LEGGERI - LIGHT CHARGES - LEICHTE LASTEN					
Df	Ds	Lo	Rg (Kg/mm)	fBL (mm)	COD
26	13,5	89	2,45	44	CL 2690
		102	2,15	51	CL 26100
		115	1,91	58	CL 26115
		127	1,7	64	CL 26125
		139	1,56	70	CL 26140
		152	1,43	76	CL 26150
		178	1,28	89	CL 26180
		203	1,06	101	CL 26200
305	0,71	153	CL 26305		
32	16	38	9,59	19	CL 3238
		44	8,11	23	CL 3245
		51	6,83	25	CL 3250
		64	5,4	31	CL 3263
		76	4,49	38	CL 3275
		89	3,79	44	CL 3290
		102	3,26	51	CL 32100
		115	2,96	58	CL 32115
127	2,55	64	CL 32125		
139	2,35	70	CL 32140		
152	2,19	76	CL 32150		
178	1,86	89	CL 32180		
203	1,61	101	CL 32200		
254	1,28	128	CL 32250		
305	1,05	153	CL 32305		
40	20	51	9,38	25	CL 3850
		64	7,45	31	CL 3863
		76	6,43	38	CL 3875
		89	5,2	44	CL 3890
		102	4,39	51	CL 38100
		115	4,04	58	CL 38115
		127	3,77	64	CL 38125
		139	3,26	70	CL 38140
152	2,86	76	CL 38150		
178	2,57	89	CL 38180		
203	2,31	101	CL 38200		
254	1,73	128	CL 38250		
305	1,51	153	CL 38305		
51	25	64	15,91	31	CL 5163
		76	12,75	38	CL 5175
		89	11,12	44	CL 5190
		102	9,59	51	CL 51100
		115	8,26	58	CL 51115
		127	7,24	64	CL 51125
		139	6,78	70	CL 51140
		152	6,12	76	CL 51150
178	5,3	89	CL 51180		
203	4,49	101	CL 51200		
254	3,57	128	CL 51250		
305	2,91	153	CL 51305		

Esempio di ordinativo: Serie x Df x Lo **Order example:** Series x Df x Lo **Bestellbeispiel:** Serie x Df x Lo



MOLLA ISO 10243
 ISO 10243 SPRING
 ISO 10243 FEDER



CM SERIE / BLU - BLUE - BLAU

CARICHI MEDI - MEDIUM CHARGES - MEDIUM LASTEN					
Df	Ds	Lo	Rg (Kg/mm)	fBL (mm)	COD
10	5	25	1,63	12	CM 1025
		32	1,33	15	CM 1032
		38	1,21	18	CM 1038
		44	1,05	21	CM 1045
		51	0,91	24	CM 1050
		64	0,77	30	CM 1063
		76	0,54	36	CM 1075
		305	0,16	145	CM 10305
12,5	6,3	25	3,06	12	CM 1325
		32	2,53	15	CM 1332
		38	2,18	18	CM 1338
		44	1,89	21	CM 1345
		51	1,58	24	CM 1350
		64	1,23	30	CM 1363
		76	1,04	36	CM 1375
		89	0,86	42	CM 1390
102	0,65	47	CM 13100		
305	0,21	145	CM 13305		
16	8	25	5,04	12	CM 1625
		32	3,78	15	CM 1632
		38	3,46	18	CM 1638
		44	3,06	21	CM 1645
		51	2,69	24	CM 1650
		64	2,09	30	CM 1663
		76	1,82	36	CM 1675
		89	1,55	42	CM 1690
		102	1,38	49	CM 16100
		115	1,19	53	CM 16115
305	0,49	145	CM 16305		
20	10	25	10	12	CM 1925
		32	7,41	15	CM 1932
		38	5,71	18	CM 1938
		44	4,85	21	CM 1945
		51	4,25	24	CM 1950
		64	3,29	30	CM 1963
		76	2,56	35	CM 1975
		89	2,24	41	CM 1990
		102	2,02	48	CM 19100
		115	1,85	54	CM 19115
		127	1,69	60	CM 19125
		139	1,54	65	CM 19140
152	1,35	71	CM 19150		
305	0,62	143	CM 19305		
26	13,5	25	14,99	12	CM 2625
		32	12,04	15	CM 2632
		38	9,49	18	CM 2638
		44	8,24	21	CM 2645
		51	7	24	CM 2650
		64	5,41	30	CM 2663
		76	4,41	35	CM 2675

CM SERIE / BLU - BLUE - BLAU

CARICHI MEDI - MEDIUM CHARGES - MEDIUM LASTEN					
Df	Ds	Lo	Rg (Kg/mm)	fBL (mm)	COD
26	13,5	89	3,9	41	CM 2690
		102	3,37	48	CM 26100
		115	2,86	54	CM 26115
		127	2,64	60	CM 26125
		139	2,37	65	CM 26140
		152	2,12	71	CM 26150
		178	1,82	84	CM 26180
		203	1,61	95	CM 26200
		305	1,04	143	CM 26305
		32	16	38	18,87
44	16,12			21	CM 3245
51	13,67			24	CM 3250
64	10,1			30	CM 3263
76	8,21			35	CM 3275
89	7,05			41	CM 3290
102	6			48	CM 32100
115	5,25			54	CM 32115
127	4,57			60	CM 32125
139	4,31			65	CM 32140
40	20	152	3,86	71	CM 32150
		178	3,32	84	CM 32180
		203	2,95	95	CM 32200
		254	2,18	119	CM 32250
		305	1,87	143	CM 32305
		51	18,52	24	CM 3850
		64	14,28	30	CM 3863
51	25	76	11,02	35	CM 3875
		89	9,25	41	CM 3890
		102	8,26	48	CM 38100
		115	7,32	54	CM 38115
		127	6,4	60	CM 38125
		139	5,87	65	CM 38140
		152	5,26	71	CM 38150
		178	4,5	84	CM 38180
		203	3,74	95	CM 38200
		254	3,07	119	CM 38250
305	2,51	143	CM 38305		
51	25	64	21,32	30	CM 5163
		76	17,14	35	CM 5175
		89	14,28	41	CM 5190
		102	12,14	48	CM 51100
		115	10,81	54	CM 51115
		127	9,89	60	CM 51125
		139	8,87	65	CM 51140
		152	8,16	71	CM 51150
		178	7,09	84	CM 51180
		203	6,1	95	CM 51200
229	5,19	108	CM 51229		
254	4,48	119	CM 51250		
305	3,94	143	CM 51305		

Esempio di ordinativo: Serie x Df x Lo **Order example:** Series x Df x Lo **Bestellbeispiel:** Serie x Df x Lo



MOLLA ISO 10243
 ISO 10243 SPRING
 ISO 10243 FEDER

CF

CF SERIE / ROSSO - RED - ROT

CARICHI FORTI - STRONG CHARGES - STARK LASTEN

Df	Ds	Lo	Rg (Kg/mm)	fBL (mm)	COD
10	5	25	2,25	9	CF 1025
		32	1,79	12	CF 1032
		38	1,74	14	CF 1038
		44	1,53	17	CF 1045
		51	1,31	19	CF 1050
		64	1,09	24	CF 1063
		76	0,77	29	CF 1075
		305	0,21	114	CF 10305
12,5	6,3	25	4,29	9	CF 1325
		32	3,39	12	CF 1332
		38	2,99	14	CF 1338
		44	2,51	17	CF 1345
		51	2	19	CF 1350
		64	1,53	24	CF 1363
		76	1,35	29	CF 1375
		89	1,16	33	CF 1390
16	8	25	7,72	9	CF 1625
		32	5,39	12	CF 1632
		38	4,95	14	CF 1638
		44	4,37	17	CF 1645
		51	3,78	19	CF 1650
		64	3,09	24	CF 1663
		76	2,62	29	CF 1675
		89	2,21	33	CF 1690
20	10	25	22,03	9	CF 1925
		32	17,14	12	CF 1932
		38	13,16	14	CF 1938
		44	11,42	16	CF 1945
		51	9,59	19	CF 1950
		64	7,35	24	CF 1963
		76	6,09	29	CF 1975
		89	5,15	34	CF 1990
26	12,5	25	38,25	9	CF 2625
		32	30,29	12	CF 2632
		38	22,34	14	CF 2638
		44	19,07	16	CF 2645
		51	15,91	19	CF 2650
		64	12,55	24	CF 2663
		76	10,1	29	CF 2675

CF SERIE / ROSSO - RED - ROT

CARICHI FORTI - STRONG CHARGES - STARK LASTEN

Df	Ds	Lo	Rg (Kg/mm)	fBL (mm)	COD
26	12,5	89	8,57	34	CF 2690
		102	7,45	39	CF 26100
		115	6,63	44	CF 26115
		127	5,89	48	CF 26125
		139	5,38	53	CF 26140
		152	4,88	58	CF 26150
		178	4,18	66	CF 26180
		203	3,65	76	CF 26200
32	16	305	2,34	114	CF 26305
		38	39,58	14	CF 3238
		44	33,05	16	CF 3245
		51	27,74	19	CF 3250
		64	21,62	24	CF 3263
		76	17,54	29	CF 3275
		89	14,38	34	CF 3290
		102	12,44	39	CF 32100
40	20	115	10,91	44	CF 32115
		127	9,49	48	CF 32125
		139	8,77	53	CF 32140
		152	7,96	58	CF 32150
		178	6,85	66	CF 32180
		203	6,03	76	CF 32200
		254	4,73	95	CF 32250
		305	3,88	114	CF 32305
51	25	51	35,7	19	CF 3850
		64	27,44	24	CF 3863
		76	22,34	29	CF 3875
		89	19,38	34	CF 3890
		102	16,63	39	CF 38100
		115	14,48	44	CF 38115
		127	13,06	48	CF 38125
		139	11,73	53	CF 38140
51	25	152	10,71	58	CF 38150
		178	9,08	66	CF 38180
		203	7,85	76	CF 38200
		254	6,22	95	CF 38250
		305	5,2	114	CF 38305
		64	42,13	24	CF 5163
		76	34,58	29	CF 5175
		89	29,38	34	CF 5190
51	25	102	24,99	39	CF 51100
		115	21,93	44	CF 51115
		127	19,58	48	CF 51125
		139	17,14	53	CF 51140
		152	15,71	58	CF 51150
		178	13,67	66	CF 51180
		203	11,93	76	CF 51200
		254	9,08	95	CF 51250
51	25	305	7,45	114	CF 51305

Esempio di ordinativo: Serie x Df x Lo **Order example:** Series x Df x Lo **Bestellbeispiel:** Serie x Df x Lo



MOLLA ISO 10243
 ISO 10243 SPRING
 ISO 10243 FEDER

CXF

CXF SERIE / GIALLO - YELLOW - GELB

CARICHI EXTRA FORTI - EXTRA STRONG CHARGES - EXTRA STARK LASTEN

Df	Ds	Lo	Rg (Kg/mm)	fBL (mm)	COD
10	5	25	3,75	8	CXF 1025
		32	2,85	10	CXF 1032
		38	2,42	12	CXF 1038
		44	1,96	14	CXF 1045
		51	1,68	16	CXF 1050
		64	1,35	20	CXF 1063
		76	1,12	24	CXF 1075
		305	0,27	95	CXF 10305
12,5	6,3	25	5,97	8	CXF 1325
		32	4,48	10	CXF 1332
		38	3,67	12	CXF 1338
		44	3,09	14	CXF 1345
		51	2,67	16	CXF 1350
		64	2,16	20	CXF 1363
		76	1,74	24	CXF 1376
		89	1,48	28	CXF 1390
16	8	25	12,04	8	CXF 1625
		32	9,08	10	CXF 1632
		38	7,35	12	CXF 1638
		44	6,21	14	CXF 1645
		51	5,33	16	CXF 1650
		64	4,2	20	CXF 1663
		76	3,48	24	CXF 1675
		89	3,01	28	CXF 1690
20	10	25	29,89	8	CXF 1925
		32	22,85	10	CXF 1932
		38	18,05	12	CXF 1938
		44	15,2	14	CXF 1944
		51	13,06	16	CXF 1950
		64	10,1	20	CXF 1963
		76	8,83	24	CXF 1975
		89	7,09	28	CXF 1990
26	12,5	25	46,83	8	CXF 2625
		32	38,19	10	CXF 2632
		38	35,29	12	CXF 2638
		44	24,89	14	CXF 2645
		51	21,17	16	CXF 2650
		64	16,42	20	CXF 2663
		76	13,34	24	CXF 2675

CXF SERIE / GIALLO - YELLOW - GELB

CARICHI EXTRA FORTI - EXTRA STRONG CHARGES - EXTRA STARK LASTEN

Df	Ds	Lo	Rg (Kg/mm)	fBL (mm)	COD
26	12,5	89	11,27	28	CXF 2690
		102	9,82	33	CXF 26100
		115	8,74	36	CXF 26115
		127	7,78	40	CXF 26125
		139	6,89	44	CXF 26140
		152	6,48	48	CXF 26150
		178	5,5	55	CXF 26180
		203	4,79	64	CXF 26200
32	16	305	3,15	95	CXF 26305
		38	53,88	12	CXF 3238
		44	43,29	14	CXF 3244
		51	36,01	16	CXF 3250
		64	27,46	20	CXF 3263
		76	22,29	24	CXF 3275
		89	18,39	28	CXF 3290
		102	15,81	33	CXF 32100
40	20	115	14,28	36	CXF 32115
		127	12,65	40	CXF 32125
		139	11,45	44	CXF 32140
		152	10,4	48	CXF 32150
		178	9	55	CXF 32180
		203	7,75	64	CXF 32200
		254	6,2	80	CXF 32250
		305	5	95	CXF 32305
51	25	51	64,06	16	CXF 3850
		64	49,77	20	CXF 3863
		76	38,66	24	CXF 3875
		89	32,74	28	CXF 3890
		102	28,66	33	CXF 38100
		115	24,99	36	CXF 38115
		127	22,54	40	CXF 38125
		139	19,38	44	CXF 38140
51	25	152	17,14	48	CXF 38150
		178	14,89	55	CXF 38180
		203	13,46	64	CXF 38200
		254	10,91	80	CXF 38250
		305	8,96	95	CXF 38305
		64	72,32	20	CXF 5163
		76	58,34	24	CXF 5175
		89	48,45	28	CXF 5190
51	25	102	41,31	33	CXF 51100
		115	35,9	36	CXF 51115
		127	32,23	40	CXF 51125
		139	27,95	44	CXF 51140
		152	24,38	48	CXF 51150
		178	21,93	55	CXF 51180
		203	19,07	64	CXF 51200
		254	15,61	80	CXF 51250
51	25	305	12,95	95	CXF 51305

Esempio di ordinativo: Serie x Df x Lo **Order example:** Series x Df x Lo **Bestellbeispiel:** Serie x Df x Lo



SL SERIE

CARICHI LEGGERI - LIGHT CHARGES - LEICHTE LASTEN

Df	Ds	Lo	Rg (Kg/mm)	Df	Ds	Lo	Rg (Kg/mm)
10	5	25	1,00	26	13	102	1,71
		32	0,82			115	1,52
		38	0,64			127	1,35
		44	0,56			139	1,20
		51	0,48			152	1,12
		64	0,40			178	0,93
		76	0,31			203	0,83
13	7	25	1,69	32	16	38	8,95
		32	1,29			44	7,34
		38	1,07			51	6,51
		44	0,89			64	5,02
		51	0,80			76	4,15
		64	0,63			89	3,41
		76	0,52			102	3,05
		89	0,53			115	2,70
16	8	25	2,64	38	20	51	11,20
		32	2,15			64	8,57
		38	1,78			76	7,04
		44	1,58			89	5,76
		51	1,50			102	5,13
		64	1,04			115	4,54
		76	0,92			127	4,04
		89	0,77			139	3,58
		102	0,69			152	3,33
		115	0,57			178	2,75
20	10	25	5,10	51	25	64	15,08
		32	3,90			76	12,30
		38	3,18			89	10,50
		44	2,67			102	8,89
		51	2,20			115	7,85
		64	1,82			127	7,00
		76	1,49			139	6,46
		89	1,28			152	5,72
		102	1,10			178	4,91
		115	0,98			203	4,22
		127	0,88			254	3,34
26	13	25	8,00	315	20	315	0,90
		32	5,95			51	11,20
		38	4,88			64	8,57
		44	4,04			76	7,04
		51	3,59			89	5,76
		64	2,79			102	5,13
		76	2,32			115	4,54
		89	1,91			127	4,04

S SERIE

CARICHI MEDI - MEDIUM CHARGES - MEDIUM LASTEN

Df	Ds	Lo	Rg (Kg/mm)	Df	Ds	Lo	Rg (Kg/mm)
10	5	25	1,71	26	13	102	2,72
		32	1,30			115	2,42
		38	1,08			127	2,15
		44	0,91			139	1,91
		51	0,81			152	1,78
		64	0,68			178	1,47
		76	0,53			203	1,32
13	7	25	2,82	32	16	38	15,87
		32	2,13			44	13,50
		38	1,77			51	11,68
		44	1,47			64	8,59
		51	1,31			76	6,99
		64	1,02			89	5,91
		76	0,85			102	5,21
		89	0,70			115	4,55
16	8	25	4,80	38	20	51	18,93
		32	3,60			64	14,32
		38	3,00			76	11,70
		44	2,66			89	9,51
		51	2,35			102	8,46
		64	1,81			115	7,47
		76	1,55			127	6,63
		89	1,30			139	5,87
		102	1,15			152	5,45
		115	0,93			178	4,49
20	10	25	8,50	51	25	64	25,09
		32	6,45			76	20,15
		38	4,98			89	15,40
		44	4,23			102	13,40
		51	3,68			115	11,93
		64	2,88			127	11,04
		76	2,31			139	10,00
		89	1,95			152	9,07
		102	1,77			178	7,59
		115	1,60			203	6,77
		127	1,45			254	5,03
26	13	25	13,33	315	20	315	3,05
		32	9,78			51	11,20
		38	7,96			64	8,57
		44	6,54			76	7,04
		51	5,80			89	5,76
		64	4,49			102	5,13
		76	3,71			115	4,54
		89	3,05			127	4,04

Esempio di ordinativo: Serie x Df x Lo

Order example: Series x Df x Lo

Bestellbeispiel: Serie x Df x Lo



MOLLA GIALLA
YELLOW SPRING
GELBE FEDER

HL / H

HL SERIE

CARICHI FORTI - STRONG CHARGES - STARK LASTEN

Df	Ds	Lo	Rg (Kg/mm)	Df	Ds	Lo	Rg (Kg/mm)
10	5	25	2,66	26	13	102	4,19
		32	2,00			115	3,71
		38	1,68			127	3,30
		44	1,40			139	2,93
		51	1,25			152	2,73
		64	1,00			178	2,25
		76	0,81			203	2,02
13	7	25	4,46	32	16	38	23,24
		32	3,35			44	18,77
		38	2,76			51	16,50
		44	2,29			64	12,50
		51	2,04			76	10,29
		64	1,59			89	8,39
		76	1,32			102	7,47
		89	1,09			115	6,60
16	8	25	7,46	38	20	51	32,00
		32	5,55			64	24,47
		38	4,55			76	19,64
		44	3,96			89	16,07
		51	3,45			102	14,10
		64	2,70			115	12,54
		76	2,36			127	11,21
		89	1,94			139	9,90
20	10	25	12,66	51	25	64	39,68
		32	9,32			76	31,86
		38	7,60			89	26,56
		44	6,26			102	22,58
		51	5,56			115	19,82
		64	4,30			127	17,49
		76	3,56			139	15,41
		89	2,92			152	14,27
26	13	25	21,33	178	11,99	203	10,93
		32	15,44			254	8,22
		38	12,48			315	6,44
		44	10,21				
		51	9,03				
		64	6,94				
		76	5,72				

H SERIE

CARICHI EXTRA FORTI - EXTRA STRONG CHARGES - EXTRA STARK LASTEN

Df	Ds	Lo	Rg (Kg/mm)	Df	Ds	Lo	Rg (Kg/mm)		
10	5	25	4,00	26	13	127	5,40		
		32	3,02			139	4,78		
		38	2,50			152	4,45		
		44	2,08			178	3,67		
		51	1,86			203	3,29		
		64	1,45			32	16	38	35,26
		76	1,21					44	28,26
13	7	25	6,80	51	24,25	64	18,71		
		32	5,07			76	15,27		
		38	4,17			89	12,42		
		44	3,45			102	11,04		
		51	3,07			115	9,75		
		64	2,39			127	8,65		
		76	1,98			139	7,64		
		89	1,63			152	7,10		
16	8	25	11,36	178	5,85	203	5,24		
		32	8,38			254	4,15		
		38	6,84			315	3,26		
		44	5,63			38	20	51	44,80
		51	5,00					64	33,20
		64	3,87			76	26,79		
		76	3,21			89	21,59		
		89	2,74			102	19,11		
102	2,36	115	16,80						
115	2,09	127	14,86						
20	10	25	18,88	139	13,10	152	12,15		
		32	13,76			178	9,97		
		38	11,17			203	8,90		
		44	9,15			254	7,02		
		51	8,10			315	5,51		
		64	6,25			51	25	64	64,31
		76	5,16					76	51,44
		89	4,23			89	41,30		
102	3,78	102	35,74						
115	3,35	115	31,53						
127	2,99	127	27,50						
139	2,65	139	23,86						
152	2,47	152	22,15						
26	13	38	21,05	178	18,58	203	16,50		
		44	17,07			254	13,30		
		51	15,04			315	10,48		
		64	11,49						
		76	9,43						
		89	7,70						
		102	6,87						
115	6,07								

Esempio di ordinativo: Serie x Df x Lo

Order example: Series x Df x Lo

Bestellbeispiel: Serie x Df x Lo

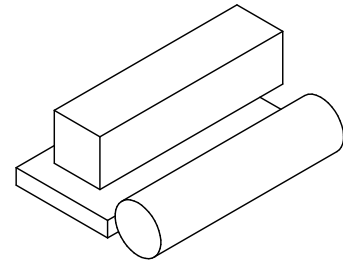


PIASTRA DI PRECISIONE

PRECISION PLATE

PRÄZISIONSPLATTE

Specifiche: Acciaio per utensili di varie tipologie e finiture. Ogni qualità di acciaio può essere fornita in lastre semilavorate, fresate o rettificate in barre di lunghezze variabili di 500 o 1000mm. Consultare nelle tabelle riportate di seguito, per ogni tipologia di acciaio, la disponibilità di misure, finiture, trattamenti e tolleranze di esecuzione.



Specification: Steels for various types of tools and finishes. All grades of steel can be supplied in semi-finished sheets, milled or ground bar stock in lengths from 500 to 1000 mm. See the table below for the sizes, finishes, coatings and tolerances of each type of steel.

Spezifikationen: Werkzeugstahl in verschiedenen Typen und Ausführungen. Jede Stahlqualität kann in halbfertigen Platten oder in gefrästen oder geschliffenen Stangen in verschiedenen Längen (500 oder 1000 mm) geliefert werden. In nachfolgender Tabelle sind für jeden Stahltyp die verfügbaren Abmessungen, Ausführungen, Behandlungen und Herstellungstoleranzen aufgeführt.

Esempio di ordinativo: Dimensione **Order example:** Dimension **Bestellbeispiel:** Abmessungen

PIASTRA DI PRECISIONE

PRECISION PLATE

PRÄZISIONSPLATTE

1.2162

21 Mn Cr 5

Tolleranze - Tolerances - Toleranzen

Larghezza: +0,20 / -0 mm

Width: +0,20 / -0 mm

Breite: +0,20 / -0 mm

Spessore: +0,20 / -0 mm

Thickness: +0,20 / -0 mm

Dicke: +0,20 / -0 mm

Lunghezza: +40,00 / -0 mm

Length: +40,00 / -0 mm

Länge: +40,00 / -0 mm

Ricotto: Resistenza 700-800 N/mm²

Annealed: Resistance 700-800 N/mm²

Geglüht: Festigkeit 700-800 N/mm²

LARGHEZZA	SPESSORE - THICKNESS - DICKE											
	WIDTH BREITE	8,2	10,4	12,4	15,4	16,4	20,4	25,4	30,4	40,4	50,4	60,4
20,3	1000	1000	1000	1000	1000							
25,3	1000	1000	1000	1000	1000	1000						
30,3	1000	1000	1000	1000	1000	1000	1000					
32,3	1000	1000	1000	1000	1000	1000	1000	1000				
40,3	1000	1000	1000	1000	1000	1000	1000	1000	1000			
50,3	1000	1000	1000	1000	1000	1000	1000	1000	1000	1000		
60,3	1000	1000	1000	1000	1000	1000	1000	1000	1000	1000	1000	
70,3	1000	1000	1000	1000	1000	1000	1000	1000	1000	1000	1000	1000
80,3	1000	1000	1000	1000	1000	1000	1000	1000	1000	1000	1000	1000
100,3	1000	1000	1000	1000	1000	1000	1000	1000	1000	1000	1000	1000
150,3	1000	1000	1000	1000	1000	1000	1000	1000	1000	1000	1000	1000
200,3	1000	1000	1000	1000	1000	1000	1000	1000	1000	1000	1000	1000
250,3	1000	1000	1000	1000	1000	1000	1000	1000	1000	1000	1000	1000
300,3	1000	1000	1000	1000	1000	1000	1000	1000	1000	1000	1000	1000

Lunghezze disponibili in tabella Length available on the scheme Länge vorrätig auf die Tabelle



PIASTRA DI PRECISIONE
 PRECISION PLATE
 PRÄZISIONSPLATTE

1.2510 / 1.2842

90 Mn Cr V 8

Tolleranze - Tolerances - Toleranzen

Larghezza: +0,20 / -0 mm
Width: +0,20 / -0 mm
Breite: +0,20 / -0 mm

Spessore: +0,05 / -0 mm
Thickness: +0,05 / -0 mm
Dicke: +0,05 / -0 mm

Lunghezza: 500: +20,00 / -0 mm
Length: 500: +20,00 / -0 mm
Länge: 500: +20,00 / -0 mm

Ricotto: Resistenza 650-750 N/mm²
Annealed: Resistance 650-750 N/mm²
Geglüht: Festigkeit 650-750 N/mm²

Ra: 2µm

Lunghezza: 1000: +40,00 / -0 mm
Length: 1000: +40,00 / -0 mm
Länge: 1000: +40,00 / -0 mm

LARGHEZZA	SPESSORE - THICKNESS - DICKE																			
WIDTH BREITE	2	3	4	5	6	8	10	12	15	16	20	25	30	32	40	50	63	80	100	
10	500-1000	500-1000	500-1000	500-1000	500-1000	500-1000														
15	500-1000	500-1000	500-1000	500-1000	500-1000	500-1000	500-1000	500-1000	500-1000											
20	500-1000	500-1000	500-1000	500-1000	500-1000	500-1000	500-1000	500-1000	500-1000	500-1000	1000									
25	500-1000	500-1000	500-1000	500-1000	500-1000	500-1000	500-1000	500-1000	500-1000	500-1000	1000	500-1000								
30	500-1000	500-1000	500-1000	500-1000	500-1000	500-1000	500-1000	500-1000	500-1000	500-1000		500-1000	500-1000							
40	500-1000	500-1000	500-1000	500-1000	500-1000	500-1000	500-1000	500-1000	500-1000	500-1000	1000	500-1000	500-1000	500-1000	1000					
50	500-1000	500-1000	500-1000	500-1000	500-1000	500-1000	500-1000	500-1000	500-1000	500-1000	1000	500-1000	500-1000	500-1000	1000	500-1000				
60	500-1000	500-1000	500-1000	500-1000	500-1000	500-1000	500-1000	500-1000	500-1000	500-1000		500-1000	500-1000	500-1000		500-1000	500-1000			
63			1000	1000	1000	1000	1000	1000	1000		1000	1000	1000		1000	1000	1000			
70	500-1000	500-1000	500-1000	500-1000	500-1000	500-1000	500-1000	500-1000	500-1000	500-1000	1000	500-1000	500-1000	500-1000	1000	500-1000	500-1000	1000		
80	500-1000	500-1000	500-1000	500-1000	500-1000	500-1000	500-1000	500-1000	500-1000	500-1000	1000	500-1000	500-1000	500-1000	1000	500-1000	500-1000	1000		
100	500-1000	500-1000	500-1000	500-1000	500-1000	500-1000	500-1000	500-1000	500-1000	500-1000	1000	500-1000	500-1000	500-1000	1000	500-1000	500-1000	1000	1000	
120	500-1000	500-1000	500-1000	500-1000	500-1000	500-1000	500-1000	500-1000	500-1000	500-1000		500-1000	500-1000	500-1000		500-1000	500-1000			
125	500-1000	500-1000	500-1000	500-1000	500-1000	500-1000	500-1000	500-1000	500-1000	500-1000	1000	500-1000	500-1000	500-1000	1000	500-1000	500-1000	1000	1000	
150	500-1000	500-1000	500-1000	500-1000	500-1000	500-1000	500-1000	500-1000	500-1000	500-1000	1000	500-1000	500-1000	500-1000	1000	500-1000	500-1000	1000	1000	1000
160	500-1000	500-1000	500-1000	500-1000	500-1000	500-1000	500-1000	500-1000	500-1000	500-1000	1000	500-1000	500-1000	500-1000	1000	500-1000	500-1000	1000	1000	1000
180	500-1000	500-1000	500-1000	500-1000	500-1000	500-1000	500-1000	500-1000	500-1000	500-1000		500-1000	500-1000	500-1000		500-1000	500-1000			
200	500-1000	500-1000	500-1000	500-1000	500-1000	500-1000	500-1000	500-1000	500-1000	500-1000	1000	500-1000	500-1000	500-1000	1000	500-1000	500-1000	1000	1000	1000
250							500-1000	500-1000	500-1000	500-1000	1000	500-1000	500-1000	500-1000	1000	500-1000	500-1000	1000	1000	1000
300							500-1000	500-1000	500-1000	500-1000	1000	500-1000	500-1000	500-1000						

Lunghezze disponibili in tabella *Length available on the scheme* *Länge vorrätig auf die Tabelle*

QUADRO	LUNGHEZZA
SQUARE VIERKANT	WIDTH BREITE
3	500
4	500
5	500
6	500
8	500 - 1000
10	500 - 1000
12	500 - 1000
16	500 - 1000
20	500 - 1000
25	500 - 1000
30	500 - 1000
32	1000
40	500 - 1000
50	500 - 1000
60	500 - 1000
63	1000
80	1000
100	1000

Tolleranze - Tolerances - Toleranzen

Spessore - Thickness - Dicke: +0,2 / -0 mm

Ra: 4µm



PIASTRA DI PRECISIONE
 PRECISION PLATE
 PRÄZISIONSPLATTE

1.2436

X 210 Cr W 12

Tolleranze - Tolerances - Toleranzen

Larghezza: +0,20 / -0 mm
Width: +0,20 / -0 mm
Breite: +0,20 / -0 mm

Spessore: +0,20 / -0 mm
Thickness: +0,20 / -0 mm
Dicke: +0,20 / -0 mm

Lunghezza: 500: +20,00 / -0 mm
Length: 500: +20,00 / -0 mm
Länge: 500: +20,00 / -0 mm

Ricotto: Resistenza 800-900 N/mm²
Annealed: Resistance 800-900 N/mm²
Gegliht: Festigkeit 800-900 N/mm²

Lunghezza: 1000: +40,00 / -0 mm
Length: 1000: +40,00 / -0 mm
Länge: 1000: +40,00 / -0 mm

LARGHEZZA	SPESSORE - THICKNESS - DICKE													
WIDTH BREITE	2,2	3,2	4,2	5,2	6,2	8,2	10,4	12,4	15,4	20,4	25,4	30,4	40,4	50,4
10,3	500-1000	500-1000	500-1000	500-1000	500-1000	500-1000								
15,3	500-1000	500-1000	500-1000	500-1000	500-1000	500-1000	500-1000	500-1000						
20,3	500-1000	500-1000	500-1000	500-1000	500-1000	500-1000	500-1000	500-1000	500-1000					
25,3	500-1000	500-1000	500-1000	500-1000	500-1000	500-1000	500-1000	500-1000	500-1000	500-1000				
30,3	500-1000	500-1000	500-1000	500-1000	500-1000	500-1000	500-1000	500-1000	500-1000	500-1000	500-1000			
40,3	500-1000	500-1000	500-1000	500-1000	500-1000	500-1000	500-1000	500-1000	500-1000	500-1000	500-1000	500-1000		
50,3	500-1000	500-1000	500-1000	500-1000	500-1000	500-1000	500-1000	500-1000	500-1000	500-1000	500-1000	500-1000	500-1000	
60,3	500-1000	500-1000	500-1000	500-1000	500-1000	500-1000	500-1000	500-1000	500-1000	500-1000	500-1000	500-1000	500-1000	500-1000
75,3	500-1000	500-1000	500-1000	500-1000	500-1000	500-1000	500-1000	500-1000	500-1000	500-1000	500-1000	500-1000	500-1000	500-1000
80,3	500-1000	500-1000	500-1000	500-1000	500-1000	500-1000	500-1000	500-1000	500-1000	500-1000	500-1000	500-1000	500-1000	500-1000
100,3	500-1000	500-1000	500-1000	500-1000	500-1000	500-1000	500-1000	500-1000	500-1000	500-1000	500-1000	500-1000	500-1000	500-1000
125,3	500-1000	500-1000	500-1000	500-1000	500-1000	500-1000	500-1000	500-1000	500-1000	500-1000	500-1000	500-1000	500-1000	500-1000
150,3	500-1000	500-1000	500-1000	500-1000	500-1000	500-1000	500-1000	500-1000	500-1000	500-1000	500-1000	500-1000	500-1000	500-1000
200,3	500-1000	500-1000	500-1000	500-1000	500-1000	500-1000	500-1000	500-1000	500-1000	500-1000	500-1000	500-1000	500-1000	500-1000
250,3	500	500	500	500	500	500	500	500-1000	500-1000	500-1000	500-1000	500-1000	500-1000	500-1000
300,3	500	500	500	500	500	500	500	500-1000	500-1000	500-1000	500-1000	500-1000	500	500

Lunghezze disponibili in tabella Length available on the scheme Länge vorrätig auf die Tabelle

QUADRO - SQUARE - VIERKANT	LUNGHEZZE - LENGTH - LÄNGE
8,2	500-1000
10,4	500-1000
12,4	500-1000
15,4	500-1000
20,4	500-1000
25,4	500-1000
30,4	500-1000
40,4	500-1000
50,4	500-1000



PIASTRA DI PRECISIONE
PRECISION PLATE
PRÄZISIONSPLATTE

1.2379

X 155 Cr V Mo 12 1

Tolleranze - Tolerances - Toleranzen

Larghezza: +0,20 / -0 mm
Width: +0,20 / -0 mm
Breite: +0,20 / -0 mm

Spessore: +0,20 / -0 mm
Thickness: +0,20 / -0 mm
Dicke: +0,20 / -0 mm

Lunghezza: 500: +20,00 / -0 mm
Length: 500: +20,00 / -0 mm
Länge: 500: +20,00 / -0 mm

Ricotto: Resistenza 700-800 N/mm²
Annealed: Resistance 700-800 N/mm²
Geglüht: Festigkeit 700-800 N/mm²

Lunghezza: 1000: +40,00 / -0 mm
Length: 1000: +40,00 / -0 mm
Länge: 1000: +40,00 / -0 mm

LARGHEZZA	SPESSORE - THICKNESS - DICKE														
WIDTH BREITE	2,2	3,2	4,2	5,2	6,2	8,2	10,4	12,4	15,4	20,4	25,4	30,4	40,4	50,4	
10,3	500-1000	500-1000	500-1000	500-1000	500-1000	500-1000									
15,3	500-1000	500-1000	500-1000	500-1000	500-1000	500-1000	500-1000	500-1000							
20,3	500-1000	500-1000	500-1000	500-1000	500-1000	500-1000	500-1000	500-1000	500-1000	500-1000					
25,3	500-1000	500-1000	500-1000	500-1000	500-1000	500-1000	500-1000	500-1000	500-1000	500-1000	500-1000				
30,3	500-1000	500-1000	500-1000	500-1000	500-1000	500-1000	500-1000	500-1000	500-1000	500-1000	500-1000	500-1000			
40,3	500-1000	500-1000	500-1000	500-1000	500-1000	500-1000	500-1000	500-1000	500-1000	500-1000	500-1000	500-1000	500-1000		
50,3	500-1000	500-1000	500-1000	500-1000	500-1000	500-1000	500-1000	500-1000	500-1000	500-1000	500-1000	500-1000	500-1000	500-1000	
60,3	500-1000	500-1000	500-1000	500-1000	500-1000	500-1000	500-1000	500-1000	500-1000	500-1000	500-1000	500-1000	500-1000	500-1000	
75,3	500-1000	500-1000	500-1000	500-1000	500-1000	500-1000	500-1000	500-1000	500-1000	500-1000	500-1000	500-1000	500-1000	500-1000	
80,3	500-1000	500-1000	500-1000	500-1000	500-1000	500-1000	500-1000	500-1000	500-1000	500-1000	500-1000	500-1000	500-1000	500-1000	
100,3	500-1000	500-1000	500-1000	500-1000	500-1000	500-1000	500-1000	500-1000	500-1000	500-1000	500-1000	500-1000	500-1000	500-1000	
125,3	500-1000	500-1000	500-1000	500-1000	500-1000	500-1000	500-1000	500-1000	500-1000	500-1000	500-1000	500-1000	500-1000	500-1000	
150,3	500-1000	500-1000	500-1000	500-1000	500-1000	500-1000	500-1000	500-1000	500-1000	500-1000	500-1000	500-1000	500-1000	500-1000	
200,3	500-1000	500-1000	500-1000	500-1000	500-1000	500-1000	500-1000	500-1000	500-1000	500-1000	500-1000	500-1000	500-1000	500-1000	
250,3	500-1000	500-1000	500-1000	500-1000	500-1000	500-1000	500-1000	500-1000	500-1000	500-1000	500-1000	500-1000	500-1000	500-1000	
300,3	500-1000	500-1000	500-1000	500-1000	500-1000	500-1000	500-1000	500-1000	500-1000	500-1000	500-1000	500-1000	500-1000	500-1000	

Lunghezze disponibili in tabella Length available on the scheme Länge vorrätig auf die Tabelle

QUADRO - SQUARE - VIERKANT	LUNGHEZZE - LENGTH - LÄNGE
8,2	500-1000
10,4	500-1000
12,4	500-1000
15,4	500-1000
20,4	500-1000
25,4	500-1000
30,4	500-1000
40,4	500-1000
50,4	500-1000

TONDO - ROUND - RUNDE	LUNGHEZZE - LENGTH - LÄNGE
20	1000
25	1000
30	1000
35	1000
40	1000
45	1000
50	1000
55	1000
60	1000
65	1000
70	1000
80	1000
90	1000
100	1000
110 / 120 / 130 / 140 / 150	1000
160 / 170 / 180 / 190 / 200	1000
210 / 220 / 230 / 240 / 250	1000

Tondo Diametro: +3,00 / -0 mm
Round Diameter: +3,00 / -0 mm
Runde Durchmesser: +3,00 / -0 mm

Tondo Lunghezza: +3,00 / -0 mm
Round Length: +3,00 / -0 mm
Runde Länge: +3,00 / -0 mm



PIASTRA DI PRECISIONE
 PRECISION PLATE
 PRÄZISIONSPLATTE

1.2363

X 100 Cr Mo V 5 1

Tolleranze - Tolerances - Toleranzen

Larghezza: +0,50 / -0 mm
Width: +0,50 / -0 mm
Breite: +0,50 / -0 mm

Spessore: +0,25 / -0 mm
Thickness: +0,25 / -0 mm
Dicke: +0,25 / -0 mm

Lunghezza: +40,00 / -0 mm
Length: +40,00 / -0 mm
Länge: +40,00 / -0 mm

Ricotto: Resistenza 800-900 N/mm²
Annealed: Resistance 800-900 N/mm²
Geglüht: Festigkeit 800-900 N/mm²

LARGHEZZA	SPESSORE - THICKNESS - DICKE								
WIDTH BREITE	8,4	10,4	12,4	16,4	20,4	25,4	32,4	40,4	50,4
25,3	1000	1000	1000						
32,3	1000	1000	1000	1000	1000				
40,3	1000	1000	1000	1000	1000	1000	1000		
50,3	1000	1000	1000	1000	1000	1000	1000		
63,3	1000	1000	1000	1000	1000	1000	1000	1000	1000
80,3	1000	1000	1000	1000	1000	1000	1000	1000	1000
100,3	1000	1000	1000	1000	1000	1000	1000	1000	1000
160,3	1000	1000	1000	1000	1000	1000	1000	1000	1000
200,3		1000	1000	1000	1000	1000	1000	1000	1000
250,3				1000	1000	1000	1000	1000	1000

Lunghezze disponibili in tabella *Length available on the scheme* **Länge vorrätig auf die Tabelle**

QUADRO - SQUARE - VIERKANT	LUNGHEZZE - LENGTH - LÄNGE
10,4	1000
12,4	1000
16,4	1000
20,4	1000
25,4	1000
32,4	1000
40,4	1000
50,4	1000
63,4	1000
80,4	1000
100,4	1000



PIASTRA DI PRECISIONE
 PRECISION PLATE
 PRÄZISIONSPLATTE

1.1730

C 45 W

Tolleranze - Tolerances - Toleranzen

Larghezza: +0,40 / -0 mm
Width: +0,40 / -0 mm
Breite: +0,40 / -0 mm

Spessore: +0,25 / -0 mm
Thickness: +0,25 / -0 mm
Dicke: +0,25 / -0 mm

Lunghezza: +40,00 / -0 mm
Length: +40,00 / -0 mm
Länge: +40,00 / -0 mm

Ricotto: Resistenza 800-900 N/mm²
Annealed: Resistance 800-900 N/mm²
Geglüht: Festigkeit 800-900 N/mm²

LARGHEZZA	SPESSORE - THICKNESS - DICKE														
WIDTH BREITE	4	5	6	8	10	12	16	20	25	32	40	50	63	80	100
20	1000	1000	1000	1000	1000	1000	1000								
25	1000	1000	1000	1000	1000	1000	1000	1000							
32	1000	1000	1000	1000	1000	1000	1000	1000	1000						
40	1000	1000	1000	1000	1000	1000	1000	1000	1000	1000					
50	1000	1000	1000	1000	1000	1000	1000	1000	1000	1000	1000				
63	1000	1000	1000	1000	1000	1000	1000	1000	1000	1000	1000	1000			
80	1000	1000	1000	1000	1000	1000	1000	1000	1000	1000	1000	1000	1000		
100	1000	1000	1000	1000	1000	1000	1000	1000	1000	1000	1000	1000	1000	1000	1000
125	1000	1000	1000	1000	1000	1000	1000	1000	1000	1000	1000	1000	1000	1000	1000
150			1000	1000	1000	1000	1000	1000	1000	1000	1000	1000	1000	1000	1000
160			1000	1000	1000	1000	1000	1000	1000	1000	1000	1000	1000	1000	1000
175				1000	1000	1000	1000	1000	1000	1000	1000	1000	1000	1000	1000
200			1000	1000	1000	1000	1000	1000	1000	1000	1000	1000	1000	1000	1000
250				1000	1000	1000	1000	1000	1000	1000	1000	1000	1000	1000	1000
300			1000	1000	1000	1000	1000	1000	1000	1000	1000	1000	1000	1000	1000
315				1000	1000	1000	1000	1000	1000	1000	1000	1000	1000	1000	1000
350				1000	1000	1000	1000	1000	1000	1000	1000	1000	1000		
400			1000	1000	1000	1000	1000	1000	1000	1000	1000	1000	1000		
450								1000	1000	1000	1000	1000	1000	1000	
500								1000	1000	1000	1000	1000	1000		

Lunghezze disponibili in tabella Length available on the scheme Länge vorrätig auf die Tabelle

QUADRO - SQUARE - VIERKANT	LUNGHEZZE - LENGTH - LÄNGE
10	1000
12	1000
16	1000
20	1000
25	1000
30	1000
32	1000
40	1000
50	1000
63	1000
80	1000
100	1000

TONDO - ROUND - RUNDE	LUNGHEZZE - LENGTH - LÄNGE
20	1000
25	1000
30	1000
35	1000
40	1000
45	1000
50	1000
55	1000
60	1000
65	1000
70	1000
80	1000
90	1000
100	1000
110 / 120 / 130 / 140 / 150	1000
160 / 170 / 180 / 190 / 200	1000
210 / 220 / 230 / 240 / 250	1000

Tondo Diametro: +3,00 / -1,00 mm
Round Diameter: +3,00 / -1,00 mm
Runde Durchmesser: +3,00 / -1,00 mm
Tondo Lunghezza: +3,00 / -0 mm
Round Length: +3,00 / -0 mm
Runde Länge: +3,00 / -0 mm



PIASTRA DI PRECISIONE
PRECISION PLATE
PRÄZISIONSPLATTE

1.0570

S355J2 ST52-3

Tolleranze - Tolerances - Toleranzen

Larghezza: +0,40 / -0 mm
Width: +0,40 / -0 mm
Breite: +0,40 / -0 mm

Spessore: +0,02 / -0 mm
Thickness: +0,02 / -0 mm
Dicke: +0,02 / -0 mm

Lunghezza: 1000: +35,00 / +5 mm
Length: 1000: +35,00 / +5 mm
Länge: 1000: +35,00 / +5 mm

Ricotto: Resistenza 700-800 N/mm²
Annealed: Resistance 700-800 N/mm²
Geglüht: Festigkeit 700-800 N/mm²

Tondo Diametro: +3,00 / -1,00 mm
Round Diameter: +3,00 / -1,00 mm
Runde Durchmesser: +3,00 / -1,00 mm

Tondo Lunghezza: +3,00 / -0 mm
Round Length: +3,00 / -0 mm
Runde Länge: +3,00 / -0 mm

LARGHEZZA	SPEZZORE - THICKNESS - DICKE																		
WIDTH BREITE	4,2	5,2	6,2	8,2	10,4	12,4	15,4	16,4	20,4	25,4	30,4	32,4	40,4	50,4	60,4	63,4	70,4	80,4	100,4
20,3			1000	1000	1000	1000	1000												
25,3	1000	1000	1000	1000	1000	1000	1000	1000	1000										
30,3	1000	1000	1000	1000	1000	1000	1000		1000	1000									
32,3								1000											
40,3	1000	1000	1000	1000	1000	1000	1000		1000	1000	1000	1000							
50,3	1000	1000	1000	1000	1000	1000	1000		1000	1000	1000	1000	1000						
60,3	1000	1000	1000	1000	1000	1000	1000		1000	1000	1000		1000	1000					
63,3				1000	1000	1000	1000	1000	1000	1000		1000	1000	1000					
70,3				1000	1000	1000	1000		1000	1000	1000		1000	1000	1000				
80,3	1000	1000	1000	1000	1000	1000	1000	1000	1000	1000	1000	1000	1000	1000	1000	1000	1000		
100,3	1000	1000	1000	1000	1000	1000	1000	1000	1000	1000	1000	1000	1000	1000	1000	1000	1000	1000	1000
120,3				1000	1000	1000	1000		1000	1000	1000		1000	1000	1000		1000	1000	1000
140,3				1000	1000	1000	1000		1000	1000	1000	1000	1000	1000	1000		1000	1000	1000
150,3	1000	1000	1000	1000	1000	1000	1000		1000	1000	1000	1000	1000	1000	1000	1000	1000	1000	1000
160,3	1000	1000	1000	1000	1000	1000	1000		1000	1000	1000	1000	1000	1000		1000		1000	1000
180,3				1000	1000	1000	1000		1000	1000	1000		1000	1000	1000			1000	
200,3			1000	1000	1000	1000	1000	1000	1000	1000	1000	1000	1000	1000	1000	1000	1000	1000	1000
250,3			1000	1000	1000	1000	1000		1000	1000	1000	1000	1000	1000	1000	1000		1000	1000
300,3			1000	1000	1000	1000	1000		1000	1000	1000	1000	1000	1000	1000	1000	1000	1000	1000
350,3			1000	1000	1000	1000	1000		1000	1000	1000	1000	1000	1000		1000		1000	1000
400,3			1000	1000	1000	1000	1000		1000	1000		1000	1000	1000		1000			

Lunghezze disponibili in tabella Length available on the scheme Länge vorrätig auf die Tabelle

QUADRO - SQUARE - VIERKANT	LUNGHEZZE - LENGTH - LÄNGE	TONDO - ROUND - RUNDE	LUNGHEZZE - LENGTH - LÄNGE
10,4	1000	20	1000
12,4	1000	25	1000
16,4	1000	30	1000
20,4	1000	35	1000
25,4	1000	40	1000
30,4	1000	45	1000
32,4	1000	50	1000
40,4	1000	55	1000
50,4	1000	60	1000
60,4	1000	65	1000
63,4	1000	70	1000
70,4	1000	80	1000
80,4	1000	90	1000
100,4	1000	100	1000
		110 / 120 / 130 / 140 / 150	1000
		160 / 170 / 180 / 190 / 200	1000
		210 / 220 / 230 / 240 / 250	1000



PIASTRA DI PRECISIONE
 PRECISION PLATE
 PRÄZISIONSPLATTE

1.2767

X 45 Ni Cr Mo 4

Tolleranze - Tolerances - Toleranzen

Larghezza: +0,20 / -0 mm
Width: +0,20 / -0 mm
Breite: +0,20 / -0 mm

Spessore: +0,20 / -0 mm
Thickness: +0,20 / -0 mm
Dicke: +0,20 / -0 mm

Lunghezza: 500: +20,00 / -0 mm
Length: 500: +20,00 / -0 mm
Länge: 500: +20,00 / -0 mm

Lunghezza: 1000: +40,00 / -0 mm
Length: 1000: +40,00 / -0 mm
Länge: 1000: +40,00 / -0 mm

LARGHEZZA	SPESSORE - THICKNESS - DICKE											
WIDTH BREITE	4,2	5,2	6,2	8,2	10,4	12,4	16,4	20,4	25,4	32,4	40,4	50,4
10,3	500	500	500	500								
12,3	500	500	500	500	500							
16,3	500	500	500	500	500	500						
20,3	500	500	500	500-1000	500-1000	500-1000	500-1000					
25,3	500	500	500	500-1000	500-1000	500-1000	500-1000	500-1000				
32,3	500	500	500	500-1000	500-1000	500-1000	500-1000	500-1000	500-1000			
40,3	500	500	500	500-1000	500-1000	500-1000	500-1000	500-1000	500-1000	500-1000		
50,3	500	500	500	500-1000	500-1000	500-1000	500-1000	500-1000	500-1000	500-1000	500-1000	
63,3	500	500	500	500-1000	500-1000	500-1000	500-1000	500-1000	500-1000	500-1000	500-1000	500-1000
80,3	500	500	500	500-1000	500-1000	500-1000	500-1000	500-1000	500-1000	500-1000	500-1000	500-1000
100,3	500	500	500	500-1000	500-1000	500-1000	500-1000	500-1000	500-1000	500-1000	500-1000	500-1000
125,3	500	500	500	500-1000	500-1000	500-1000	500-1000	500-1000	500-1000	500-1000	500-1000	500-1000

Lunghezze disponibili in tabella Lenght available on the scheme Länge vorrätig auf die Tabelle

QUADRO - SQUARE - VIERKANT	LUNGHEZZE - LENGTH - LÄNGE
10,4	500-1000
12,4	500-1000
16,4	500-1000
20,4	500-1000
25,4	500-1000
32,4	500-1000
40,4	500-1000
50,4	500-1000



PIASTRA DI PRECISIONE
 PRECISION PLATE
 PRÄZISIONSPLATTE

TOOLOX33

Tolleranze - Tolerances - Toleranzen

Larghezza: +0,20 / -0 mm

Width: +0,20 / -0 mm

Breite: +0,20 / -0 mm

Spessore: +0,20 / -0 mm

Thickness: +0,20 / -0 mm

Dicke: +0,20 / -0 mm

Lunghezza: +40,00 / -0 mm

Length: +40,00 / -0 mm

Länge: +40,00 / -0 mm

Ricotto: Resistenza 930-1100 N/mm²

Annealed: Resistance 930-1100 N/mm²

Geglüht: Festigkeit 930-1100 N/mm²

LARGHEZZA	SPESSORE - THICKNESS - DICKE																		
WIDTH BREITE	4,2	5,2	6,2	8,2	10,4	12,4	15,4	16,4	20,4	25,4	30,4	32,4	40,4	50,4	60,4	63,4	80,4	100,4	
20,3	1000	1000	1000	1000	1000	1000	1000												
25,3	1000	1000	1000	1000	1000	1000	1000	1000	1000										
30,3	1000	1000	1000	1000	1000	1000	1000	1000	1000	1000									
32,3			1000	1000	1000	1000	1000	1000	1000	1000									
40,3	1000	1000	1000	1000	1000	1000	1000	1000	1000	1000	1000								
50,3	1000	1000	1000	1000	1000	1000	1000	1000	1000	1000	1000	1000	1000						
60,3	1000	1000	1000	1000	1000	1000	1000	1000	1000	1000	1000	1000	1000	1000					
63,3	1000	1000	1000	1000	1000	1000	1000	1000	1000	1000	1000	1000	1000	1000	1000				
70,3	1000	1000	1000	1000	1000	1000	1000	1000	1000	1000	1000	1000	1000	1000	1000	1000			
80,3	1000	1000	1000	1000	1000	1000	1000	1000	1000	1000	1000	1000	1000	1000	1000	1000	1000		
100,3	1000	1000	1000	1000	1000	1000	1000	1000	1000	1000	1000	1000	1000	1000	1000	1000	1000	1000	
120,3							1000		1000	1000	1000		1000	1000	1000	1000	1000	1000	
125,3				1000	1000	1000	1000	1000	1000	1000	1000	1000	1000	1000	1000	1000	1000	1000	
150,3				1000	1000	1000	1000	1000	1000	1000	1000	1000	1000	1000	1000	1000	1000	1000	
200,3				1000	1000	1000	1000	1000	1000	1000	1000	1000	1000	1000	1000	1000	1000	1000	
220,3					1000	1000	1000	1000	1000	1000	1000	1000	1000	1000	1000	1000	1000	1000	
250,3					1000	1000	1000	1000	1000	1000	1000	1000	1000	1000	1000	1000	1000	1000	
300,3					1000	1000	1000	1000	1000	1000	1000	1000	1000	1000	1000	1000	1000	1000	
400,3					1000	1000	1000	1000	1000	1000	1000	1000	1000	1000	1000	1000	1000	1000	
500,3		1000	1000	1000	1000	1000	1000	1000	1000	1000	1000	1000	1000	1000	1000	1000	1000	1000	

Lunghezze disponibili in tabella Length available on the scheme Länge vorrätig auf die Tabelle

QUADRO - SQUARE - VIERKANT	LUNGHEZZE - LENGTH - LÄNGE
10,4	1000
12,4	1000
15,4	1000
16,4	1000
20,4	1000
25,4	1000
30,4	1000
32,4	1000
40,4	1000
50,4	1000
60,4	1000
80,4	1000
100,4	1000



PIASTRA DI PRECISIONE
 PRECISION PLATE
 PRÄZISIONSPLATTE

TOOLOX44

Tolleranze - Tolerances - Toleranzen

Larghezza: +0,20 / -0 mm
Width: +0,20 / -0 mm
Breite: +0,20 / -0 mm

Spessore: +0,20 / -0 mm
Thickness: +0,20 / -0 mm
Dicke: +0,20 / -0 mm

Lunghezza: +40,00 / -0 mm
Length: +40,00 / -0 mm
Länge: +40,00 / -0 mm

Durezza: HRC 45
Hardness: HRC 45
Härte: HRC 45

LARGHEZZA	SPESSORE - THICKNESS - DICKE												
WIDTH BREITE	4,2	5,2	6,2	8,2	10,4	12,4	15,4	20,4	25,4	30,4	40,4	50,4	60,4
20,3	1000	1000	1000	1000	1000	1000	1000						
25,3	1000	1000	1000	1000	1000	1000	1000	1000					
30,3	1000	1000	1000	1000	1000	1000	1000	1000	1000				
40,3	1000	1000	1000	1000	1000	1000	1000	1000	1000	1000			
50,3	1000	1000	1000	1000	1000	1000	1000	1000	1000	1000	1000		
60,3	1000	1000	1000	1000	1000	1000	1000	1000	1000	1000	1000	1000	
70,3	1000	1000	1000	1000	1000	1000	1000	1000	1000	1000	1000	1000	1000
80,3	1000	1000	1000	1000	1000	1000	1000	1000	1000	1000	1000	1000	1000
100,3	1000	1000	1000	1000	1000	1000	1000	1000	1000	1000	1000	1000	1000
120,3							1000	1000	1000	1000	1000	1000	
150,3				1000	1000	1000	1000	1000	1000	1000	1000	1000	1000
200,3				1000	1000	1000	1000	1000	1000	1000	1000	1000	1000
250,3				1000	1000	1000	1000	1000	1000	1000	1000	1000	
300,3				1000	1000	1000	1000	1000	1000	1000	1000	1000	
400,3							1000	1000	1000	1000	1000	1000	
500,3				1000	1000	1000	1000	1000	1000	1000	1000	1000	

Lunghezze disponibili in tabella Length available on the scheme Länge vorrätig auf die Tabelle

QUADRO - SQUARE - VIERKANT	LUNGHEZZE - LENGTH - LÄNGE
10,4	1000
12,4	1000
16,4	1000
20,4	1000
25,4	1000
30,4	1000
32,4	1000
40,4	1000
50,4	1000
60,4	1000

TONDO - ROUND - RUNDE	LUNGHEZZE - LENGTH - LÄNGE
21	1000
26	1000
30	1000
35	1000
40	1000
45	1000
50	1000
60	1000
70	1000
80	1000
90	1000
100	1000
120	1000
130	1000
135	1000
140	1000
150	1000
160	1000
180	1000
200	1000
220	1000
240	1000
260	1000
300	1000

Tondo Diametro: +3,00 / -0 mm
Round Diameter: +3,00 / -0 mm
Runde Durchmesser: +3,00 / -0 mm
Tondo Lunghezza: +3,00 / -0 mm
Round Length: +3,00 / -0 mm
Runde Länge: +3,00 / -0 mm



PIASTRA DI PRECISIONE
 PRECISION PLATE
 PRÄZISIONSPLATTE

1.2312

40 Cr Mn Mo S 8 6

Tolleranze - Tolerances - Toleranzen

Diametro:	+0,30 / -0 mm	Lunghezza:	+30,00 / +5,00 mm	Larghezza:	+0,40 / -0 mm	Spessore:	+0,20 / -0 mm
Diameter:	+0,30 / -0 mm	Length:	+30,00 / +5,00 mm	Width:	+0,40 / -0 mm	Thickness:	+0,20 / -0 mm
Durchmesser:	+0,30 / -0 mm	Länge:	+30,00 / +5,00 mm	Breite:	+0,40 / -0 mm	Dicke:	+0,20 / -0 mm

Bonificato:	Resistenza 950-1125 N/mm ²	Tondo Diametro:	+3,00 / -1,00 mm	Tondo Lunghezza:	+3,00 / -0 mm
Hardened and tempered:	Resistance 950-1125 N/mm ²	Round Diameter:	+3,00 / -1,00 mm	Round Length:	+3,00 / -0 mm
Vergütet:	Festigkeit 950-1125 N/mm ²	Runde Durchmesser:	+3,00 / -1,00 mm	Runde Länge:	+3,00 / -0 mm

LARGHEZZA	SPESSORE - THICKNESS - DICKE													
WIDTH BREITE	10,4	12,4	15,4	20,4	25,4	30,4	40,4	50,4	60,4	70,4	80,4	100,4	120,4	150,4
20,4	1000	1000	1000	1000										
25,4	1000	1000	1000	1000	1000									
30,4	1000	1000	1000	1000	1000	1000								
40,4	1000	1000	1000	1000	1000	1000	1000							
50,4	1000	1000	1000	1000	1000	1000	1000	1000						
60,4	1000	1000	1000	1000	1000	1000	1000	1000	1000					
70,4	1000	1000	1000	1000	1000	1000	1000	1000	1000	1000				
80,4	1000	1000	1000	1000	1000	1000	1000	1000	1000	1000	1000			
90,4				1000	1000	1000								
100,4	1000	1000	1000	1000	1000	1000	1000	1000	1000	1000	1000	1000		
110,4				1000	1000	1000								
120,4	1000	1000	1000	1000	1000	1000	1000	1000	1000	1000	1000	1000	1000	
130,4				1000	1000	1000								
140,4	1000	1000	1000	1000	1000	1000	1000							
150,4	1000	1000	1000	1000	1000	1000	1000	1000	1000	1000	1000	1000	1000	1000
160,4				1000	1000	1000								
180,4			1000	1000	1000	1000	1000	1000	1000	1000				
200,4	1000	1000	1000	1000	1000	1000	1000	1000	1000	1000	1000	1000		
220,4				1000	1000	1000								
250,4	1000	1000	1000	1000	1000	1000	1000	1000						
300,4	1000	1000	1000	1000	1000	1000	1000	1000	1000	1000	1000			
350,4			1000	1000	1000	1000	1000							
505	1000	1000	1000	1000	1000	1000	1000	1000	1000	1000	1000	1000		

Lunghezza disponibili in tabella Length available on the scheme Länge vorrätig auf die Tabelle

TONDO - ROUND - RUND	LUNGHEZZE - LENGTH - LÄNGE
20	1000
25	1000
30	1000
35	1000
40	1000
45	1000
50	1000
55	1000
60	1000
65	1000
70	1000
80	1000
90	1000
100	1000
110	1000

TONDO - ROUND - RUND	LUNGHEZZE - LENGTH - LÄNGE
120	1000
130	1000
140	1000
150	1000
160	1000
170	1000
180	1000
190	1000
200	1000
210	1000
220	1000
230	1000
240	1000
250	1000



PIASTRA DI PRECISIONE
 PRECISION PLATE
 PRÄZISIONSPLATTE

1.2343

X 38 Cr Mo V 5-1

Tolleranze - Tolerances - Toleranzen

Larghezza: +0,40 / -0 mm
Width: +0,40 / -0 mm
Breite: +0,40 / -0 mm

Spessore: +0,20 / -0 mm
Thickness: +0,20 / -0 mm
Dicke: +0,20 / -0 mm

Lunghezza: +30,00 / -0 mm
Length: +30,00 / -0 mm
Länge: +30,00 / -0 mm

LARGHEZZA	SPESSORE - THICKNESS - DICKE														
WIDTH BREITE	10,4	12,4	16,4	20,4	25,4	32,4	40,4	50,4	60,4	70,4	80,4	90,4	100,4	120,4	150,4
12,3	500														
16,3	500	500													
20,3	500	500	500												
25,3	500	500	500	500											
32,3	500	500	500	500	500										
40,3	500	500	500	500	500	500									
50,3	500	500	500	500	500	500	500								
60,4	1000	1000	1000	1000	1000	1000	1000	1000	1000						
63,3	500	500	500	500	500	500	500	500	500						
70,4	1000	1000	1000	1000	1000	1000	1000	1000	1000	1000					
80,3	500	500	500	500	500	500	500	500	500	1000	1000				
90,4	1000	1000	1000	1000	1000	1000	1000	1000	1000	1000	1000	1000			
100,3	500	500	500	500	500	500	500	500	500						
125,3				500	500	500	500	500							
160,3				500	500	500	500	500							
200,3				500	500	500	500	500	1000	1000	1000		1000	1000	1000
250,4	1000		1000	1000	1000	1000	1000	1000	1000	1000					
300,4	1000	1000	1000	1000	1000	1000	1000	1000	1000	1000					
350,4				1000	1000	1000	1000								
405		1000	1000	1000	1000	1000	1000	1000	1000	1000					
505	1000	1000	1000	1000	1000	1000	1000	1000	1000	1000					

Lunghezze disponibili in tabella Lenght available on the scheme Länge vorrätig auf die Tabelle

QUADRO - SQUARE - VIERKANT	LUNGHEZZE - LENGTH - LÄNGE	TONDO - ROUND - RUNDE	LUNGHEZZE - LENGTH - LÄNGE
10,4	500 / 1000	20	1000
12,4	500 / 1000	25	1000
15,4	1000	30	1000
16,4	500 / 1000	35	1000
20,4	500 / 1000	40	1000
25,4	500 / 1000	45	1000
30,4	1000	50	1000
32,4	500 / 1000	55	1000
40,4 / 50,4	500 / 1000	60	1000
60,4 / 70,4 / 80,4 / 90,4	1000	65	1000
100,4 / 120,4 / 150,4	1000	70	1000
		80	1000
		90	1000
		100	1000
		110 / 120 / 130 / 140 / 150	1000
		160 / 170 / 180 / 190 / 200	1000
		210 / 220 / 230 / 240 / 250	1000

Tondo Diametro: +3,00 / -0 mm
Round Diameter: +3,00 / -0 mm
Runde Durchmesser: +3,00 / -0 mm
Tondo Lunghezza: +3,00 / -0 mm
Round Length: +3,00 / -0 mm
Runde Länge: +3,00 / -0 mm



Tolleranze - Tolerances - Toleranzen

Diametro: +0,30 / -0 mm
Diameter: +0,30 / -0 mm
Durchmesser: +0,30 / -0 mm

Lunghezza: +0,30 / -0 mm
Length: +0,30 / -0 mm
Länge: +0,30 / -0 mm

Tondo Diametro: +3,00 / -1,00 mm
Round Diameter: +3,00 / -1,00 mm
Runde Durchmesser: +3,00 / -1,00 mm

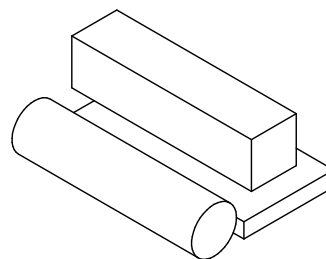
Tondo Lunghezza: +3,00 / -0 mm
Round Length: +3,00 / -0 mm
Runde Länge: +3,00 / -0 mm

TONDO - ROUND - RUND	LUNGHEZZE - LENGTH - LÄNGE
20	1002
25	1002
30	1002
35	1002
40	1002
45	1002
50	1002
55	1002
60	1002
65	1002
70	1002
80	1002
90	1002
100	1002
110	1002

TONDO - ROUND - RUND	LUNGHEZZE - LENGTH - LÄNGE
120	1002
130	1002
140	1002
150	1002
160	1002
170	1002
180	1002
190	1002
200	1002
210	1002
220	1002
230	1002
240	1002
250	1002

RAME ELETTROLITICO
ELECTROLYTIC COPPER
ELEKTROLYTISCHES KUPFER

Specifiche: Tutte le misure sono pronte a magazzino
Specification: All sizes are available from stock
Spezifikationen: Alle Abmessungen sind ab Lager lieferbar



TONDO - ROUND - RUND (Ø)	
5	32
6	35
8	40
10	45
12	50
14	60
15	70
16	80
18	90
20	100
22	120
24	150
25	180
28	200
30	

PIATTO - FLAT - FLACH					
20x3	60x6	150x10	60x20	60x40	
25x3	80x6	200x10	80x20	80x40	
30x3	30x8	40x12	100x20	100x40	
40x3	40x8	50x12	120x20	150x40	
50x4	60x8	80x12	150x20	200x40	
20x5	80x8	120x12	200x20	80x50	
30x5	100x8	30x15	50x25	100x50	
40x5	25x10	40x15	100x25	200x50	
50x5	30x10	50x15	150x25	100x60	
60x5	40x10	60x15	50x30	150x60	
80x5	50x10	80x15	60x30	200x60	
100x5	60x10	120x15	80x30	*250x60	
25x6	80x10	30x20	100x30	*200x100	
40x6	100x10	40x20	150x30	*250x100	
50x6	120x10	50x20	200x30		

QUADRO - SQUARE - QUADRATISCH
10x10
12x12
15x15
20x20
25x25
30x30
40x40
50x50
60x60
80x80
100x100
120x120
*135x135
*160x160

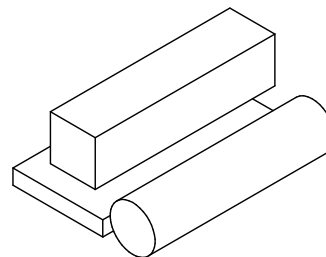
* Fucinati grezzi * Forged blanks * Rohschmiedeteile

Altre dimensioni disponibili a richiesta Other dimensions supplied on request Andere Abmessungen auf Anfrage verfügbar

Esempio di ordinativo: Dimensione **Order example:** Dimension **Bestellbeispiel:** Abmessungen

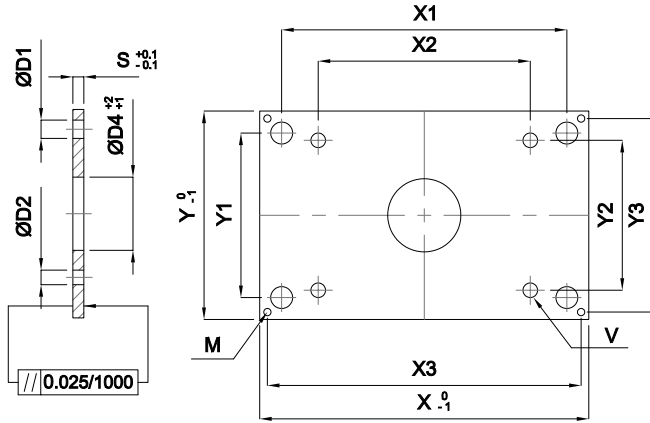
GRAFITE PER ELETTROEROSIONE
GRAPHITE FOR EDM
GRAPHIT FÜR ELEKTROEROSION

Specifiche: Tagliata a richiesta
Specification: Cut on request
Spezifikationen: Auf Wunsch zugeschnitten

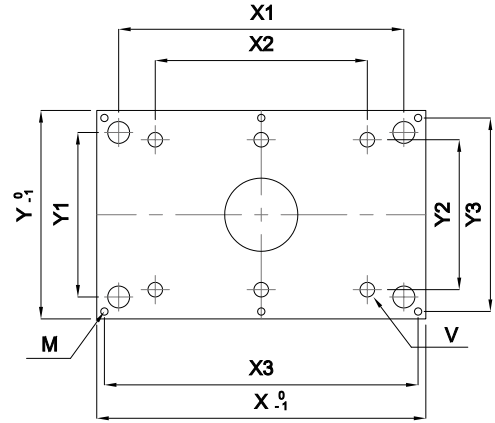


APPLICAZIONE CONSIGLIATA	DENSITÀ	RESISTIVITÀ ELETTRICA	RESISTENZA ALLA FLESSIONE	DUREZZA SHORE	GRANULOMETRIA
RECOMMENDED APPLICATION	DENSITY	ELECTRICAL RESISTIVITY	BENDING STRENGTH	SHORE HARDNESS	PARTICLE SIZE
EMPFOHLENE ANWENDUNG	DICHTE	SPEZIFISCHER ELEKTRISCHER WIDERSTAND	BIEGEFESTIGKEIT	SHORE HÄRTE	KÖRNUNG
Sgrossatura Roughing Rohbearbeitung	1,85 g/cm ³	11 μΩm	510 Kgf/cm ² 50 MPa	58	11 μm
Finitura precisa Accurate finish Feinbearbeitung	1,83 g/cm ³	12,5 μΩm	550 Kgf/cm ² 54 MPa	62	7 μm
EDM a filo / Finitura precisa Wire cut / Accurate finish Drahterosion / Feinbearbeitung	1,82 g/cm ³	13,5 μΩm	650 Kgf/cm ² 64 MPa	64	7 μm
Finitura precisa Accurate finish Feinbearbeitung	1,82 g/cm ³	16,5 μΩm	670 Kgf/cm ² 66 MPa	72	4 μm
Finitura di massima precisione Maximum precision finishing Maximale Feinbearbeitung	1,84 g/cm ³	15,5 μΩm	900 Kgf/cm ² 88 MPa	78	2 μm
Isotropica impregnata di Rame Isotropic impregnated with Copper Isotropisch untr imprägniert mit Kupfer	2,05 g/cm ³	2,2 μΩm	920 Kgf/cm ² 89,7 MPa	75	7 μm

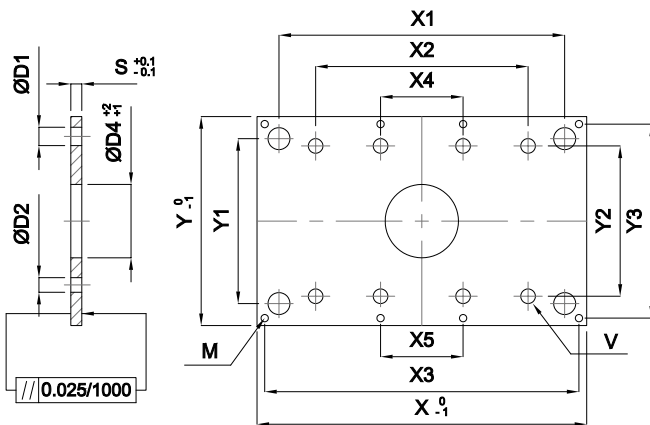
4 x M



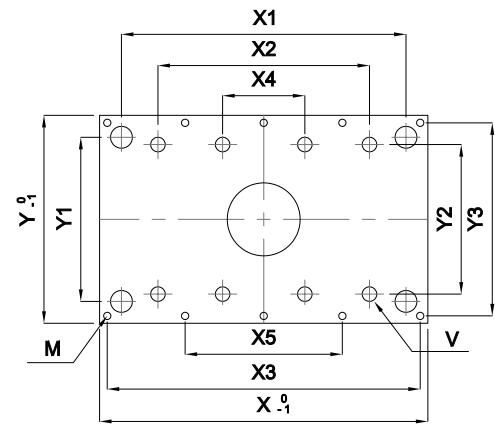
6 x M



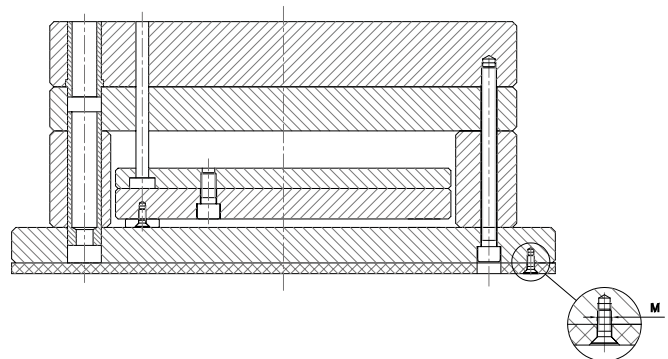
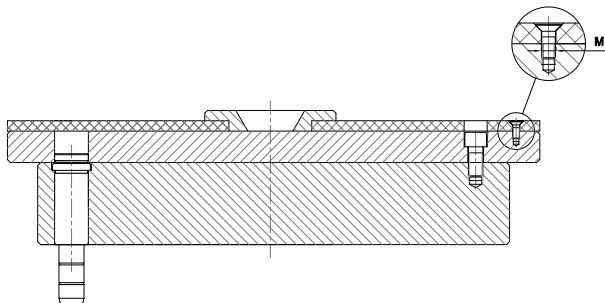
8 x M



10 x M



M: Fori di fissaggio - Fixing holes - Befestigungsbohrungen





PIASTRA DI ISOLAMENTO FORATA

DRILLED INSULATION PLATE

VERBOHRTE WÄRMESCHUTZPLATTE

PIF

Conduttività termica: 0,19 W/mK
Thermal conductivity: 0,19 W/mK
Wärmeschutzplatte: 0,19 W/mK

Carico di compressione a 200° C: 350 N/mm²
Compression load at 200° C: 350 N/mm²
Belastungsdruck bei 200° C: 350 N/mm²

Carico di compressione a 23° C: 600 N/mm²
Compression load at 23° C: 600 N/mm²
Belastungsdruck bei 23° C: 600 N/mm²

Massima temperatura di utilizzo continuativo 200° C
Maximum continuous operating temperature 200° C
Maximale Dauerbetriebstemperatur 200° C

SERIE	TIPO	Y	X	X1	Y1	D1	X2	Y2	D2	X4	N°V	X3	Y3	X5	N°M	M	D4	S
156x156	PS	156	156	-	-	-	76	110	17	-	4	92	140	-	4	M4	90	6-8-10
	PF	156	156	-	-	-	76	110	17	-	4	92	140	-	4	M4	-	6-8-10
	PD	196	156	120	110	22	76	110	17	-	4	92	140	-	4	M4	-	6-8-10
	PF-G	156	156	120	0	19	76	110	17	-	4	92	140	-	4	M4	-	6-8-10
	PSXE	156	156	120	110	27	-	-	-	-	-	92	140	-	4	M4	-	6-8-10
156x196	PS	156	196	-	-	-	116	110	17	-	4	132	140	-	4	M4	90	6-8-10
	PF	156	196	-	-	-	116	110	17	-	4	132	140	-	4	M4	-	6-8-10
	PD	196	196	160	110	22	116	110	17	-	4	132	140	-	4	M4	-	6-8-10
	PF-G	156	196	160	0	19	116	110	17	-	4	132	140	-	4	M4	-	6-8-10
	PSXE	156	196	160	110	27	-	-	-	-	-	132	140	-	4	M4	-	6-8-10
156x246	PS	156	246	-	-	-	166	110	17	-	4	182	140	-	4	M4	90	6-8-10
	PF	156	246	-	-	-	166	110	17	-	4	182	140	-	4	M4	-	6-8-10
	PD	196	246	210	110	22	166	110	17	-	4	182	140	-	4	M4	-	6-8-10
	PF-G	156	246	210	0	19	166	110	17	-	4	182	140	-	4	M4	-	6-8-10
	PSXE	156	246	210	110	27	-	-	-	-	-	182	140	-	4	M4	-	6-8-10
196x196	PS	196	196	-	-	-	116	150	17	-	4	132	180	-	4	M4	90	6-8-10
	PF	196	196	-	-	-	116	150	17	-	4	132	180	-	4	M4	-	6-8-10
	PD	246	196	160	150	22	116	150	17	-	4	132	180	-	4	M4	-	6-8-10
	PF-G	196	196	160	0	19	116	150	17	-	4	132	180	-	4	M4	-	6-8-10
	PSXE	196	196	160	150	27	-	-	-	-	-	132	180	-	4	M4	-	6-8-10
196x246	PS	196	246	-	-	-	166	150	17	-	4	182	180	-	4	M4	90	6-8-10
	PF	196	246	-	-	-	166	150	17	-	4	182	180	-	4	M4	-	6-8-10
	PD	246	246	210	150	22	166	150	17	-	4	182	180	-	4	M4	-	6-8-10
	PF-G	196	246	210	0	19	166	150	17	-	4	182	180	-	4	M4	-	6-8-10
	PSXE	196	246	210	150	27	-	-	-	-	-	182	180	-	4	M4	-	6-8-10
196x296	PS	196	296	-	-	-	216	150	17	-	4	232	180	-	6	M4	90	6-8-10
	PF	196	296	-	-	-	216	150	17	-	4	232	180	-	6	M4	-	6-8-10
	PD	246	296	260	150	22	216	150	17	-	4	232	180	-	6	M4	-	6-8-10
	PF-G	196	296	260	0	19	216	150	17	-	4	232	180	-	6	M4	-	6-8-10
	PSXE	196	296	260	150	27	-	-	-	-	-	232	180	-	6	M4	-	6-8-10
196x346	PS	196	346	-	-	-	266	150	17	-	4	282	180	-	6	M4	90	6-8-10
	PF	196	346	-	-	-	266	150	17	-	4	282	180	-	6	M4	-	6-8-10
	PD	246	346	310	150	22	266	150	17	-	4	282	180	-	6	M4	-	6-8-10
	PF-G	196	346	310	0	19	266	150	17	-	4	282	180	-	6	M4	-	6-8-10
	PSXE	196	346	310	150	27	-	-	-	-	-	282	180	-	6	M4	-	6-8-10

Esempio di ordinativo: PIF - serie - tipo **Order example:** PIF - series - type **Bestellbeispiel:** PIF - serie - Typ



PIASTRA DI ISOLAMENTO FORATA
DRILLED INSULATION PLATE
 VERBOHRTE WÄRMESCHUTZPLATTE

PIF

SERIE	TIPO	Y	X	X1	Y1	D1	X2	Y2	D2	X4	N°V	X3	Y3	X5	N°M	M	D4	S
246x246	PS	246	246	-	-	-	136	190	19	-	4	162	226	-	4	M4	90	6-8-10
	PF	246	246	-	-	-	136	190	19	-	4	162	226	-	4	M4	-	6-8-10
	PD	296	246	196	190	28	136	190	19	-	4	162	226	-	4	M4	-	6-8-10
	PF-G	246	246	166	100	21	136	190	19	-	4	162	226	-	4	M4	-	6-8-10
	PSXE	246	246	196	190	33	-	-	-	-	-	-	162	226	-	4	M4	-
246x296	PS	246	296	-	-	-	186	190	19	-	4	212	226	-	6	M4	90	6-8-10
	PF	246	296	-	-	-	186	190	19	-	4	212	226	-	6	M4	-	6-8-10
	PD	296	296	246	190	28	186	190	19	-	4	212	226	-	6	M4	-	6-8-10
	PF-G	246	296	216	100	21	186	190	19	-	4	212	226	-	6	M4	-	6-8-10
	PSXE	246	296	246	190	33	-	-	-	-	-	-	212	226	-	6	M4	-
246x346	PS	246	346	-	-	-	236	190	19	-	6	262	226	-	6	M4	90	6-8-10
	PF	246	346	-	-	-	236	190	19	-	6	262	226	-	6	M4	-	6-8-10
	PD	296	346	296	190	28	236	190	19	-	6	262	226	-	6	M4	-	6-8-10
	PF-G	246	346	266	100	21	236	190	19	-	6	262	226	-	6	M4	-	6-8-10
	PSXE	246	346	296	190	33	-	-	-	-	-	-	262	226	-	6	M4	-
246x396	PS	246	396	-	-	-	286	190	19	-	6	312	226	-	6	M4	90	6-8-10
	PF	246	396	-	-	-	286	190	19	-	6	312	226	-	6	M4	-	6-8-10
	PD	296	396	346	190	28	286	190	19	-	6	312	226	-	6	M4	-	6-8-10
	PF-G	246	396	316	100	21	286	190	19	-	6	312	226	-	6	M4	-	6-8-10
	PSXE	246	396	346	190	33	-	-	-	-	-	-	312	226	-	6	M4	-
296x296	PS	296	296	-	-	-	166	234	22	-	4	276	276	-	6	M4	90	6-8-10
	PF	296	296	-	-	-	166	234	22	-	4	276	276	-	6	M4	-	6-8-10
	PD	346	296	236	234	34	166	234	22	-	4	276	276	-	6	M4	-	6-8-10
	PF-G	296	296	196	126	25	166	234	22	-	4	276	276	-	6	M4	-	6-8-10
	PSXE	296	296	236	234	39	-	-	-	-	-	-	276	276	-	6	M4	-
296x346	PS	296	346	-	-	-	216	234	22	-	6	326	276	-	6	M4	90	6-8-10
	PF	296	346	-	-	-	216	234	22	-	6	326	276	-	6	M4	-	6-8-10
	PD	346	346	286	234	34	216	234	22	-	6	326	276	-	6	M4	-	6-8-10
	PF-G	296	346	246	126	25	216	234	22	-	6	326	276	-	6	M4	-	6-8-10
	PSXE	296	346	286	234	39	-	-	-	-	-	-	326	276	-	6	M4	-
296x396	PS	296	396	-	-	-	266	234	22	-	6	376	276	-	6	M4	90	6-8-10
	PF	296	396	-	-	-	266	234	22	-	6	376	276	-	6	M4	-	6-8-10
	PD	346	396	336	234	34	266	234	22	-	6	376	276	-	6	M4	-	6-8-10
	PF-G	296	396	296	126	25	266	234	22	-	6	376	276	-	6	M4	-	6-8-10
	PSXE	296	396	336	234	39	-	-	-	-	-	-	376	276	-	6	M4	-
296x446	PS	296	446	-	-	-	316	234	22	130	8	426	276	-	6	M4	90	6-8-10
	PF	296	446	-	-	-	316	234	22	130	8	426	276	-	6	M4	-	6-8-10
	PD	346	446	386	234	34	316	234	22	130	8	426	276	-	6	M4	-	6-8-10
	PF-G	296	446	346	126	25	316	234	22	130	8	426	276	-	6	M4	-	6-8-10
	PSXE	296	446	386	234	39	-	-	-	-	-	-	426	276	-	6	M4	-
346x346	PS	346	346	-	-	-	206	280	22	-	6	326	326	-	6	M4	90	6-8-10
	PF	346	346	-	-	-	206	280	22	-	6	326	326	-	6	M4	-	6-8-10
	PD	396	346	286	280	34	206	280	22	-	6	326	326	-	6	M4	-	6-8-10
	PF-G	346	346	306	198	25	206	280	22	-	6	326	326	-	6	M4	-	6-8-10
	PSXE	346	346	286	280	39	-	-	-	-	-	-	326	326	-	6	M4	-
346x396	PS	346	396	-	-	-	256	280	22	-	6	372	322	-	6	M4	90	6-8-10
	PF	346	396	-	-	-	256	280	22	-	6	372	322	-	6	M4	-	6-8-10
	PD	396	396	336	280	34	256	280	22	-	6	372	322	-	6	M4	-	6-8-10
	PF-G	346	396	356	198	25	256	280	22	-	6	372	322	-	6	M4	-	6-8-10
	PSXE	346	396	336	280	39	-	-	-	-	-	-	372	322	-	6	M4	-

Esempio di ordinativo: PIF - serie - tipo

Order example: PIF - series - type

Bestellbeispiel: PIF - serie - Typ



PIASTRA DI ISOLAMENTO FORATA
DRILLED INSULATION PLATE
VERBOHRTE WÄRMESCHUTZPLATTE

PIF

SERIE	TIPO	Y	X	X1	Y1	D1	X2	Y2	D2	X4	N°V	X3	Y3	X5	N°M	M	D4	S
346x446	PS	346	446	-	-	-	306	280	22	130	8	442	322	-	6	M5	90	6-8-10
	PF	346	446	-	-	-	306	280	22	130	8	442	322	-	6	M5	-	6-8-10
	PD	396	446	386	280	34	306	280	22	130	8	442	322	-	6	M5	-	6-8-10
	PF-G	346	446	406	198	25	306	280	22	130	8	442	322	-	6	M5	-	6-8-10
	PSXE	346	446	386	280	39	-	-	-	-	-	-	442	322	-	6	M5	-
346x496	PS	346	496	-	-	-	356	280	22	150	8	472	322	150	8	M5	90	6-8-10
	PF	346	496	-	-	-	356	280	22	150	8	472	322	150	8	M5	-	6-8-10
	PD	396	496	436	280	34	356	280	22	150	8	472	322	150	8	M5	-	6-8-10
	PF-G	346	496	456	198	25	356	280	22	150	8	472	322	150	8	M5	-	6-8-10
	PSXE	346	496	436	280	39	-	-	-	150	-	-	472	322	150	8	M5	-
396x396	PS	396	396	-	-	-	236	322	25	-	6	372	372	-	6	M5	90	6-8-10
	PF	396	396	-	-	-	236	322	25	-	6	372	372	-	6	M5	-	6-8-10
	PD	446	396	326	322	40	236	322	25	-	6	372	372	-	6	M5	-	6-8-10
	PF-G	396	396	356	235	31	236	322	25	-	6	372	372	-	6	M5	-	6-8-10
	PSXE	396	396	326	322	46	-	-	-	-	-	-	372	372	-	6	M5	-
396x446	PS	396	446	-	-	-	286	322	25	130	8	422	372	-	6	M5	90	6-8-10
	PF	396	446	-	-	-	286	322	25	130	8	422	372	-	6	M5	-	6-8-10
	PD	446	446	376	322	40	286	322	25	130	8	422	372	-	6	M5	-	6-8-10
	PF-G	396	446	406	235	31	286	322	25	130	8	422	372	-	6	M5	-	6-8-10
	PSXE	396	446	376	322	46	-	-	-	-	-	-	422	372	-	6	M5	-
396x496	PS	396	496	-	-	-	336	322	25	150	8	472	372	150	8	M5	90	6-8-10
	PF	396	496	-	-	-	336	322	25	150	8	472	372	150	8	M5	-	6-8-10
	PD	446	496	426	322	40	336	322	25	150	8	472	372	150	8	M5	-	6-8-10
	PF-G	396	496	456	235	31	336	322	25	150	8	472	372	150	8	M5	-	6-8-10
	PSXE	396	496	426	322	46	-	-	-	150	-	-	472	372	150	8	M5	-
396x546	PS	396	546	-	-	-	386	322	25	150	8	522	372	150	8	M5	90	6-8-10
	PF	396	546	-	-	-	386	322	25	150	8	522	372	150	8	M5	-	6-8-10
	PD	446	546	476	322	40	386	322	25	150	8	522	372	150	8	M5	-	6-8-10
	PF-G	396	546	506	235	31	386	322	25	150	8	522	372	150	8	M5	-	6-8-10
	PSXE	396	546	476	322	46	-	-	-	150	-	-	522	372	150	8	M5	-
446x446	PS	446	446	-	-	-	286	372	25	130	8	422	422	-	6	M5	90	6-8-10
	PF	446	446	-	-	-	286	372	25	130	8	422	422	-	6	M5	-	6-8-10
	PD	496	446	376	372	40	286	372	25	130	8	422	422	-	6	M5	-	6-8-10
	PF-G	446	446	406	283	31	286	372	25	130	8	422	422	-	6	M5	-	6-8-10
	PSXE	446	446	376	372	46	-	-	-	-	-	-	422	422	-	6	M5	-
446x496	PS	446	496	-	-	-	336	372	25	150	8	472	422	150	8	M5	90	6-8-10
	PF	446	496	-	-	-	336	372	25	150	8	472	422	150	8	M5	-	6-8-10
	PD	496	496	426	372	40	336	372	25	150	8	472	422	150	8	M5	-	6-8-10
	PF-G	446	496	456	283	31	336	372	25	150	8	472	422	150	8	M5	-	6-8-10
	PSXE	446	496	426	372	46	-	-	-	150	-	-	472	422	150	8	M5	-
446x546	PS	446	546	-	-	-	386	372	25	150	8	522	422	150	8	M5	90	6-8-10
	PF	446	546	-	-	-	386	372	25	150	8	522	422	150	8	M5	-	6-8-10
	PD	496	546	476	372	40	386	372	25	150	8	522	422	150	8	M5	-	6-8-10
	PF-G	446	546	506	283	31	386	372	25	150	8	522	422	150	8	M5	-	6-8-10
	PSXE	446	546	476	372	46	-	-	-	150	-	-	522	422	150	8	M5	-
446x596	PS	446	596	-	-	-	436	372	25	150	8	572	422	150	8	M5	90	6-8-10
	PF	446	596	-	-	-	436	372	25	150	8	572	422	150	8	M5	-	6-8-10
	PD	496	596	526	372	40	436	372	25	150	8	572	422	150	8	M5	-	6-8-10
	PF-G	446	596	556	283	31	436	372	25	150	8	572	422	150	8	M5	-	6-8-10
	PSXE	446	596	526	372	46	-	-	-	150	-	-	572	422	150	8	M5	-

Esempio di ordinativo: PIF - serie - tipo

Order example: PIF - series - type

Bestellbeispiel: PIF - serie - Typ



PIASTRA DI ISOLAMENTO FORATA
DRILLED INSULATION PLATE
 VERBOHRTE WÄRMESCHUTZPLATTE

PIF

SERIE	TIPO	Y	X	X1	Y1	D1	X2	Y2	D2	X4	N°V	X3	Y3	X5	N°M	M	D4	S
496x496	PF	496	496	-	-	-	330	424	26	0	4	472	472	150	8	M5	-	6-8-10
	PD	596	496	424	424	42	330	424	26	0	4	472	522	150	8	M5	-	6-8-10
	PSXE	496	496	424	424	48	-	-	-	-	-	472	472	150	8	M5	-	6-8-10
496x546	PF	496	546	-	-	-	380	424	26	0	4	522	472	150	8	M5	-	6-8-10
	PD	596	546	474	424	42	380	424	26	0	4	522	522	150	8	M5	-	6-8-10
	PSXE	496	546	474	424	48	-	-	-	-	-	522	472	150	8	M5	-	6-8-10
496x596	PF	496	596	-	-	-	430	424	26	0	4	572	472	150	8	M5	-	6-8-10
	PD	596	596	524	424	42	430	424	26	0	4	572	522	150	8	M5	-	6-8-10
	PSXE	496	596	524	424	48	-	-	-	-	-	572	472	150	8	M5	-	6-8-10
496x696	PF	496	696	-	-	-	530	424	26	0	4	672	472	200	8	M5	-	6-8-10
	PD	596	696	624	424	42	530	424	26	0	4	672	522	200	8	M5	-	6-8-10
	PSXE	496	696	624	424	48	-	-	-	-	-	672	472	200	8	M5	-	6-8-10
496x796	PF	496	796	-	-	-	574	392	33	0	4	772	472	250	8	M5	-	6-8-10
	PD	596	796	692	392	54	574	392	33	0	4	772	522	250	8	M5	-	6-8-10
	PSXE	496	796	692	392	61	-	-	-	-	-	772	472	250	8	M5	-	6-8-10
496x896	PF	496	896	-	-	-	674	392	33	0	4	872	472	400	10	M5	-	6-8-10
	PD	596	896	792	392	54	674	392	33	0	4	872	522	400	10	M5	-	6-8-10
	PSXE	496	896	792	392	61	-	-	-	-	-	872	472	400	10	M5	-	6-8-10
496x996	PF	496	996	-	-	-	774	392	33	0	4	972	472	500	10	M5	-	6-8-10
	PD	596	996	892	392	54	774	392	33	0	4	972	522	500	10	M5	-	6-8-10
	PSXE	496	996	892	392	61	-	-	-	-	-	972	472	500	10	M5	-	6-8-10
546x546	PF	546	546	-	-	-	380	474	26	0	4	522	522	150	8	M5	-	6-8-10
	PD	646	546	474	474	42	380	474	26	0	4	522	572	150	8	M5	-	6-8-10
	PSXE	546	546	474	474	48	-	-	-	-	-	522	522	150	8	M5	-	6-8-10
546x596	PF	546	596	-	-	-	430	474	26	0	4	572	522	150	8	M5	-	6-8-10
	PD	646	596	524	474	42	430	474	26	0	4	572	572	150	8	M5	-	6-8-10
	PSXE	546	596	524	474	48	-	-	-	-	-	572	522	150	8	M5	-	6-8-10
546x696	PF	546	696	-	-	-	530	474	26	0	4	672	522	200	8	M5	-	6-8-10
	PD	646	696	624	474	42	530	474	26	0	4	672	572	200	8	M5	-	6-8-10
	PSXE	546	696	624	474	48	-	-	-	-	-	672	522	200	8	M5	-	6-8-10
546x796	PF	546	796	-	-	-	574	442	33	0	4	772	522	250	8	M5	-	6-8-10
	PD	646	796	692	442	54	574	442	33	0	4	772	572	250	8	M5	-	6-8-10
	PSXE	546	796	692	442	61	-	-	-	-	-	772	522	250	8	M5	-	6-8-10
546x896	PF	546	896	-	-	-	674	442	33	0	4	872	522	400	10	M5	-	6-8-10
	PD	646	896	792	442	54	674	442	33	0	4	872	572	400	10	M5	-	6-8-10
	PSXE	546	896	792	442	61	-	-	-	-	-	872	522	400	10	M5	-	6-8-10
546x996	PF	546	996	-	-	-	774	442	33	0	4	972	522	500	10	M5	-	6-8-10
	PD	646	996	892	442	54	774	442	33	0	4	972	572	500	10	M5	-	6-8-10
	PSXE	546	996	892	442	61	-	-	-	-	-	972	522	500	10	M5	-	6-8-10
596x596	PF	596	596	-	-	-	430	524	26	0	4	572	572	150	8	M5	-	6-8-10
	PD	696	596	524	524	42	430	524	26	0	4	572	622	150	8	M5	-	6-8-10
	PSXE	596	596	524	524	48	-	-	-	-	-	572	572	150	8	M5	-	6-8-10
596x696	PF	596	696	-	-	-	474	492	33	0	4	672	572	200	8	M5	-	6-8-10
	PD	696	696	592	492	54	474	492	33	0	4	672	622	200	8	M5	-	6-8-10
	PSXE	596	696	592	492	61	-	-	-	-	-	672	572	200	8	M5	-	6-8-10
596x796	PF	596	796	-	-	-	574	492	33	0	4	772	572	250	8	M5	-	6-8-10
	PD	696	796	692	492	54	574	492	33	0	4	772	622	250	8	M5	-	6-8-10
	PSXE	596	796	692	492	61	-	-	-	-	-	772	572	250	8	M5	-	6-8-10

Esempio di ordinativo: PIF - serie - tipo

Order example: PIF - series - type

Bestellbeispiel: PIF - serie - Typ



PIASTRA DI ISOLAMENTO FORATA
DRILLED INSULATION PLATE
 VERBOHRTE WÄRMESCHUTZPLATTE

PIF

SERIE	TIPO	Y	X	X1	Y1	D1	X2	Y2	D2	X4	N°V	X3	Y3	X5	N°M	M	D4	S
596x896	PF	596	896	-	-	-	674	492	33	0	4	872	572	400	10	M5	-	6-8-10
	PD	696	896	792	492	54	674	492	33	0	4	872	622	400	10	M5	-	6-8-10
	PSXE	596	896	792	492	61	-	-	-	-	-	872	572	400	10	M5	-	6-8-10
596x996	PF	596	996	-	-	-	774	492	33	0	4	972	572	500	10	M5	-	6-8-10
	PD	696	996	892	492	54	774	492	33	0	4	972	622	500	10	M5	-	6-8-10
	PSXE	596	996	892	492	61	-	-	-	-	-	972	572	500	10	M5	-	6-8-10
696x696	PF	696	696	-	-	-	474	592	33	0	4	672	672	200	8	M5	-	6-8-10
	PD	797	696	592	592	54	474	592	33	0	4	672	772	200	8	M5	-	6-8-10
	PSXE	696	696	592	592	61	-	-	-	-	-	672	672	200	8	M5	-	6-8-10
696x796	PF	696	796	-	-	-	574	592	33	0	4	772	672	250	8	M5	-	6-8-10
	PD	796	796	692	592	54	574	592	33	0	4	772	772	250	8	M5	-	6-8-10
	PSXE	696	796	692	592	61	-	-	-	-	-	772	672	250	8	M5	-	6-8-10
696x896	PF	696	896	-	-	-	674	592	33	0	4	872	672	400	10	M5	-	6-8-10
	PD	796	896	792	592	54	674	592	33	0	4	872	772	400	10	M5	-	6-8-10
	PSXE	696	896	792	592	61	-	-	-	-	-	872	672	400	10	M5	-	6-8-10
696x996	PF	696	996	-	-	-	774	592	33	0	4	972	672	500	10	M5	-	6-8-10
	PD	796	996	892	592	54	774	592	33	0	4	972	772	500	10	M5	-	6-8-10
	PSXE	696	996	892	592	61	-	-	-	-	-	972	672	500	10	M5	-	6-8-10
796x796	PF	796	796	-	-	-	574	692	33	0	4	772	772	250	8	M5	-	6-8-10
	PD	896	796	692	692	54	574	692	33	0	4	772	822	250	8	M5	-	6-8-10
	PSXE	796	796	692	692	61	-	-	-	-	-	772	772	250	8	M5	-	6-8-10
796x896	PF	796	896	-	-	-	674	692	33	0	4	872	772	400	10	M5	-	6-8-10
	PD	896	896	792	692	54	674	692	33	0	4	872	822	400	10	M5	-	6-8-10
	PSXE	796	896	792	692	61	-	-	-	-	-	872	772	400	10	M5	-	6-8-10
796x996	PF	796	996	-	-	-	774	692	33	0	4	972	772	500	10	M5	-	6-8-10
	PD	896	996	892	692	54	774	692	33	0	4	972	822	500	10	M5	-	6-8-10
	PSXE	796	996	892	692	61	-	-	-	-	-	972	772	500	10	M5	-	6-8-10

Esempio di ordinativo: PIF - serie - tipo

Order example: PIF - series - type

Bestellbeispiel: PIF - serie - Typ

PIASTRA DI ISOLAMENTO

INSULATION PLATE
WÄRMESCHUTZPLATTE

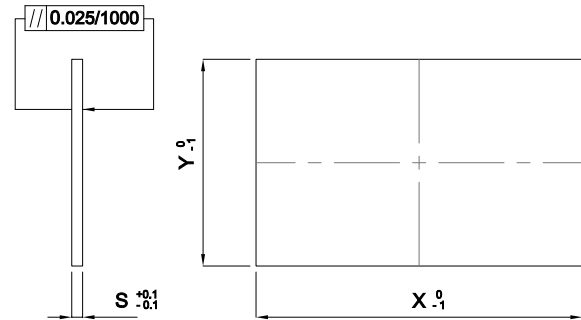
PIP

Conduttività termica: 0,19 W/mK
Thermal conductivity: 0,19 W/mK
Wärmeschutzplatte: 0,19 W/mK

Carico di compressione a 23° C: 600 N/mm²
Compression load at 23° C: 600 N/mm²
Belastungsdruck bei 23° C: 600 N/mm²

Carico di compressione a 200° C: 350 N/mm²
Compression load at 200° C: 350 N/mm²
Belastungsdruck bei 200° C: 350 N/mm²

Massima temperatura di utilizzo continuativo 200° C
Maximum continuous operating temperature 200° C
Maximale Dauerbetriebstemperatur 200° C



Specifiche: I componenti isolanti a base organica sono disposti in lastre. Eventuali particolari a disegno vengono forniti secondo le specifiche del richiedente.

Specification: The organic insulating components are available in sheets. Any drawing part is supplied according to the customer's specification.

Spezifikationen: Die Isolierungskomponenten auf organischer Basis sind in Platten verfügbar. Eventuelle Teile nach Zeichnung werden entsprechend der Spezifikationen des Auftraggebers geliefert.

Y	X	S
156	156	6 - 8 - 10
156	196	6 - 8 - 10
156	246	6 - 8 - 10
196	196	6 - 8 - 10
196	246	6 - 8 - 10
196	296	6 - 8 - 10
196	346	6 - 8 - 10
246	246	6 - 8 - 10
246	296	6 - 8 - 10
246	346	6 - 8 - 10
246	396	6 - 8 - 10
296	296	6 - 8 - 10
296	346	6 - 8 - 10
296	396	6 - 8 - 10
296	446	6 - 8 - 10
346	346	6 - 8 - 10
346	396	6 - 8 - 10
346	446	6 - 8 - 10
346	496	6 - 8 - 10
396	396	6 - 8 - 10
396	446	6 - 8 - 10
396	496	6 - 8 - 10
396	546	6 - 8 - 10
446	446	6 - 8 - 10
446	496	6 - 8 - 10
446	546	6 - 8 - 10

Y	X	S
446	596	6 - 8 - 10
496	496	6 - 8 - 10
496	546	6 - 8 - 10
496	596	6 - 8 - 10
496	696	6 - 8 - 10
496	796	6 - 8 - 10
496	896	6 - 8 - 10
496	996	6 - 8 - 10
546	546	6 - 8 - 10
546	596	6 - 8 - 10
546	696	6 - 8 - 10
546	796	6 - 8 - 10
546	896	6 - 8 - 10
546	996	6 - 8 - 10
596	596	6 - 8 - 10
596	696	6 - 8 - 10
596	796	6 - 8 - 10
596	896	6 - 8 - 10
596	996	6 - 8 - 10
696	696	6 - 8 - 10
696	796	6 - 8 - 10
696	896	6 - 8 - 10
696	996	6 - 8 - 10
796	796	6 - 8 - 10
796	896	6 - 8 - 10
796	996	6 - 8 - 10

Esempio di ordinativo: Y x X x S **Order example:** Y x X x S **Bestellbeispiel:** Y x X x S

Altre lunghezze disponibili a richiesta - Other lengths supplied on order - Andere abmessungen auf Anfrage verfügbar

ELEMENTI DI STAFFAGGIO

CLAMPING TOOLS

SPANNELEMENTE



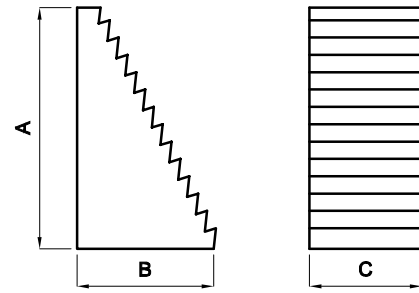
www.pedrotti.it

APPOGGIO DENTATO
TOOTHED SUPPORT
 SPANNUNTERLAGEN MIT TREPPENZÄHNEN

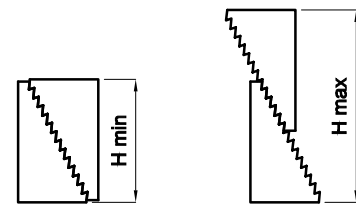
ES110

Nr. 6500E

Acciaio: Bonificato
Steel: Quenched
Stahl: Vergütet



COD	A	B	C	D	H MIN	H MAX
ES110 00001	31,5	22	30	38	31,5	53
ES110 00001	64,5	36,5	30	70	64,5	105
ES110 00001	128	68	30	132	128	208



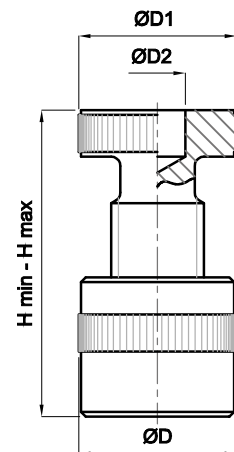
Esempio di ordinativo: COD **Order example:** COD **Bestellbeispiel:** COD

APPOGGIO A VITE
SCREW SUPPORT
 SCHRAUBBOCK MIT GEGENMUTTER

ES120

Nr. 6400

Acciaio: Bonificato
Steel: Quenched
Stahl: Vergütet



COD	H MIN	H MAX	D	D1	D2	M	F KN (H MAX)
ES120 00050	40	50	34	34	-	M20	20
ES120 00070	54	70	50	50	12	M30	60
ES120 00100	73	100	50	50	12	M30	60
ES120 00140	100	140	70	65	12	Q40X6	105
ES120 00210	140	210	80	70	12	Q40X6	180
ES120 00300	190	300	100	80	12	Q65X6	360

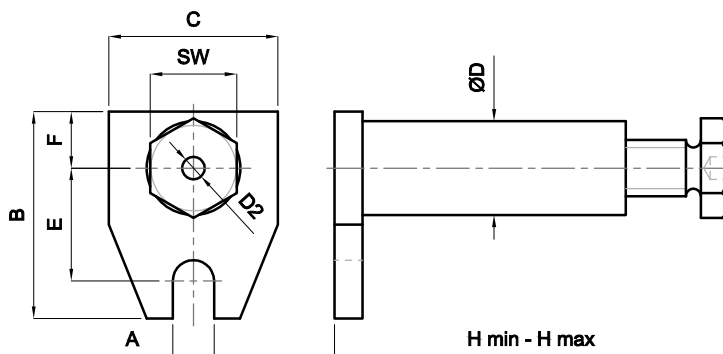
Esempio di ordinativo: COD **Order example:** COD **Bestellbeispiel:** COD

APPOGGIO A VITE ATLAS
 SCREW SUPPORT ATLAS
 ATLAS-SCHRAUBBOCK MIT GEGENMUTTER

ES130

Nr. 6430

Acciaio: Bonificato
Steel: Quenched
Stahl: Vergütet



COD	H MIN	H MAX	A	B	C	D	D2	E	F	SW	F KN (H MAX)
ES130 18140	100	140	18	110	75	50	12	50	37	46	60
ES130 18200	140	200	18	110	75	50	12	50	37	46	60
ES130 22320	200	320	22	160	90	50	12	120	-	46	40
ES130 22550	320	550	22	160	90	50	12	120	-	46	25

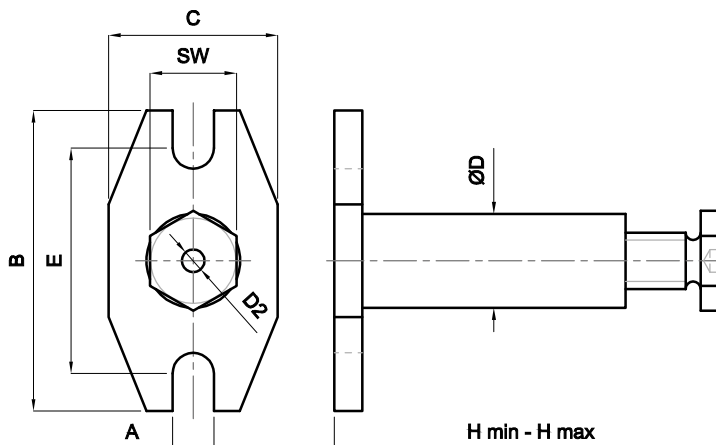
Esempio di ordinativo: COD **Order example:** COD **Bestellbeispiel:** COD

APPOGGIO A VITE TIPO PESANTE
 SCREW SUPPORT HEAVY TYPE
 SCHRAUBBOCK SCHWER

ES131

Nr. 6435

Acciaio: Bonificato
Steel: Quenched
Stahl: Vergütet



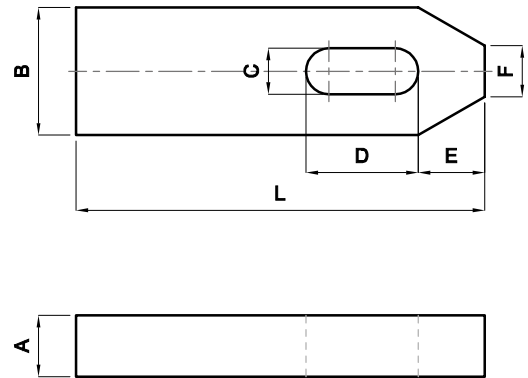
COD	H MIN	H MAX	A	B	C	D	D2	E	F	SW	F KN (H MAX)
ES131 00300	200	300	26	220	190	70	12	150	-	65	80
ES131 00460	280	460	26	220	190	70	12	150	-	65	60
ES131 00750	430	750	26	220	190	70	12	150	-	65	50
ES131 01250	710	1250	26	220	190	70	12	150	-	65	45

Esempio di ordinativo: COD **Order example:** COD **Bestellbeispiel:** COD

STAFFA STANDARD
STANDARD CLAMP
 STANDARD SPANNEISEN

ES210

Acciaio: Bonificato
Steel: Quenched
Stahl: Vergütet



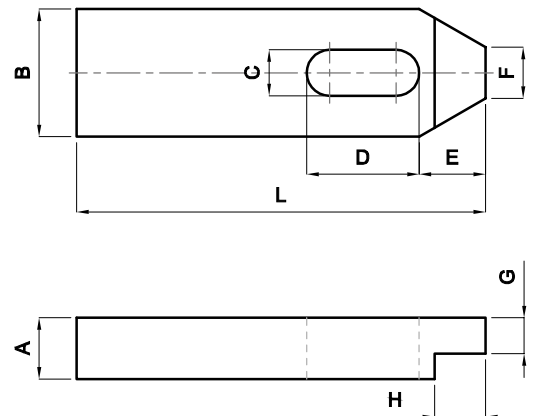
COD	A	B	L	C	D	E	F	
ES210 07050	10	20	50	7	20	10	8	6
ES210 09060	12	25	60	9	22	13	10	8
ES210 11080	15	30	80	11	30	15	12	10
ES210 14100	20	40	100	14	40	21	14	12-14
ES210 14125	20	40	125	14	50	21	14	12-14
ES210 14160	20	40	160	14	65	21	14	12-14
ES210 18125	25	50	125	18	45	26	18	16-18
ES210 18160	25	50	160	18	65	26	18	16-18

COD	A	B	L	C	D	E	F	
ES210 18200	25	50	200	18	80	26	18	16-18
ES210 22160	30	60	160	22	60	30	22	20-22
ES210 22200	30	60	200	22	80	30	22	20-22
ES210 26200	30	70	200	26	80	35	26	24
ES210 26250	30	70	250	26	105	35	26	24
ES210 34250	40	80	250	34	100	45	34	27-30
ES210 34315	40	80	315	34	130	45	34	27-30

STAFFA SAGOMATE
SHAPED CLAMP
 SPANNBACKE

ES211

Acciaio: Bonificato
Steel: Quenched
Stahl: Vergütet



COD	G	A	B	L	C	D	E	F	H	
ES211 07050	6	10	20	50	7	20	10	8	7	6
ES211 09060	7	12	25	60	9	22	13	10	10	8
ES211 11080	9	15	30	80	11	30	15	12	9	10
ES211 14100	12	20	40	100	14	40	21	14	12	12-14
ES211 14125	12	20	40	125	14	50	21	14	12	12-14
ES211 14160	12	20	40	160	14	65	26	14	12	12-14
ES211 18125	15	25	50	125	18	45	26	18	15	16-18
ES211 18160	15	25	50	160	18	65	26	18	15	16-18
ES211 18200	15	25	50	200	18	80	26	18	15	16-18
ES211 22160	20	30	60	160	22	60	30	22	20	20-22
ES211 22200	20	30	60	200	22	80	30	22	20	20-22
ES211 26200	20	30	70	200	26	80	35	26	25	24
ES211 26250	20	30	70	250	26	105	35	26	25	24
ES211 34250	25	40	80	250	34	100	45	34	25	27-30
ES211 34315	25	40	80	315	34	130	45	34	25	27-30

Esempio di ordinativo: COD **Order example:** COD **Bestellbeispiel:** COD


STAFFA A FORCELLA SMUSSATE

FORKED CLAMP WITH BEVEL
GABELSPANNEISEN, ABGESCHRÄGT

ES270

DIN 6315B

Acciaio: Bonificato
Steel: Quenched
Stahl: Vergütet



COD	A	B	L	C	D	
ES270 07060	12	20	60	7	3	6
ES270 09080	15	25	80	9	4	8
ES270 11100	20	30	100	11	5	10
ES270 14125	25	40	125	14	6	12-14
ES270 14160	25	40	160	14	6	12-14
ES270 14200	25	40	200	14	6	12-14
ES270 18160	30	50	160	18	8	16-18
ES270 18200	30	50	200	18	8	16-18
ES270 18250	40	50	250	18	10	16-18
ES270 22200	40	50	200	22	10	20-22

COD	A	B	L	C	D	
ES270 22250	40	60	250	22	10	20-22
ES270 22315	40	60	315	22	10	20-22
ES270 26200	40	70	200	26	10	24
ES270 26250	40	70	250	26	10	24
ES270 26315	40	70	315	26	10	24
ES270 34250	50	80	250	34	12	27-30
ES270 34315	50	80	315	34	12	27-30
ES270 34400	50	80	400	34	12	27-30
ES270 40400	60	100	400	40	12	36
ES270 40600	60	100	600	40	12	36

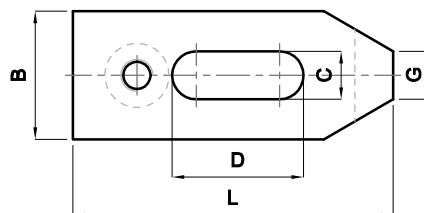
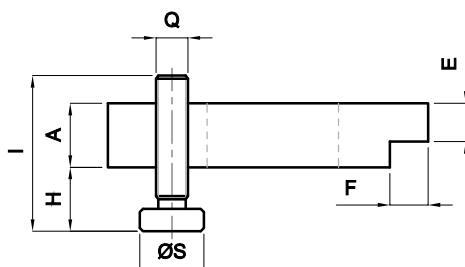
STAFFA REGOLABILE CON VITE A PASSO QUADRO

ADJUSTABLE CLAMP WITH SQUARE THREAD SCREW
SPANNEISEN MIT TRAPEZGEWINDE

ES280

Nr. 6314AV

Acciaio: Bonificato
Steel: Quenched
Stahl: Vergütet



COD	A	B	L	H	C	D	Q	E	F	G	I	S	
ES280 14100	20	40	100	15-50	15	40	20x4	12	12	15	70	35	12-14
ES280 14125	20	40	125	15-50	15	45	20x4	12	12	15	70	35	12-14
ES280 14160	20	40	160	15-50	15	60	20x4	12	12	16	70	35	12-14
ES280 18125	25	50	125	15-45	19	45	20x4	15	15	18	70	35	16-18
ES280 18160	25	50	160	15-75	19	60	30x6	15	15	18	100	45	16-18
ES280 18200	25	50	200	15-75	19	80	30x6	15	15	18	100	45	16-18
ES280 22160	30	60	160	15-70	23	60	30x6	15	20	23	100	45	20-22
ES280 22200	30	60	200	15-70	23	80	30x6	15	20	23	100	45	20-22
ES280 26200	40	70	200	15-85	27	80	30x6	25	23	26	125	70	24
ES280 26250	40	70	250	15-85	27	100	30x6	25	23	26	125	70	24
ES280 26300	40	70	300	15-85	27	100	30x6	25	23	26	125	70	24

Esempio di ordinativo: COD Order example: COD Bestellbeispiel: COD

VITE TESTA A MARTELLO COMPLETA

HAMMERHEAD BOLT COMPLETE

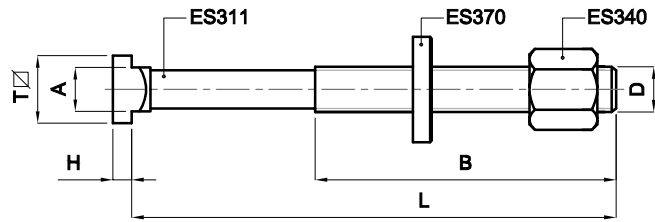
SCHRAUBEN FÜR T-NUT KOMPLETE


ES310

Acciaio: 365MnPb14

Steel: 365MnPb14

Stahl: 365MnPb14



COD	D	A	T	H		L	B
ES310 10040	M10	9,7	15	6	10	40	30
ES310 10063						63	45
ES310 10080						80	55
ES310 10100						100	60
ES310 10125						125	75
ES310 10150						150	100
ES310 10170						170	100
ES310 12050	M12	11,7	18	7	12	50	35
ES310 12063						63	45
ES310 12080						80	55
ES310 12100						100	60
ES310 12125						125	75
ES310 12150						150	100
ES310 12170						170	100
ES310 12200						200	120
ES310 14063	M14	13,7	22	8	14	63	40
ES310 14080						80	55
ES310 14100						100	65
ES310 14125						125	75
ES310 14150						150	100
ES310 14170						170	100
ES310 14200						200	125
ES310 14230						230	150
ES310 16063	M16	15,7	25	9	16	63	45
ES310 16080						80	55
ES310 16100						100	63
ES310 16125						125	75
ES310 16150						150	100
ES310 16160						160	100
ES310 16170						170	100
ES310 16200						200	125
ES310 16230						230	150
ES310 16250						250	150
ES310 18080	M18	17,7	28	10	18	80	55
ES310 18100						100	65
ES310 18125						125	85
ES310 18150						150	100
ES310 18170						170	100
ES310 18200						200	125
ES310 18230						230	150

Esempio di ordinativo: COD **Order example:** COD **Bestellbeispiel:** COD

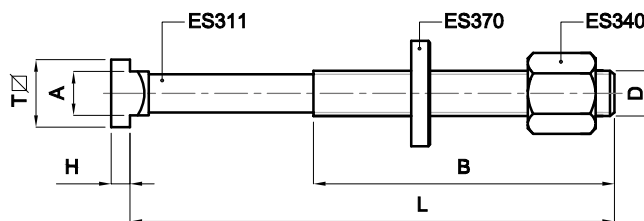
VITE TESTA A MARTELLLO COMPLETA

HAMMERHEAD BOLT COMPLETE

SCHRAUBEN FÜR T-NUT KOMPLETE

ES310

Acciaio: 365MnPb14
Steel: 365MnPb14
Stahl: 365MnPb14



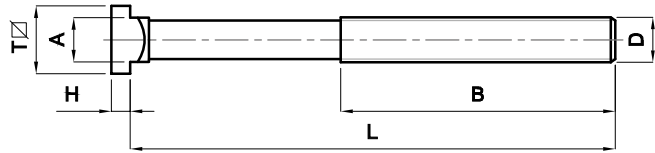
COD	A	B	L	C	D	E	F
ES310 20080	M20	19,7	32	12	20	80	55
ES310 20100						100	63
ES310 20125						125	85
ES310 20150						150	100
ES310 20160						160	110
ES310 20170						170	100
ES310 20200						200	125
ES310 20230						230	150
ES310 20315						315	190
ES310 22080	M22	21,7	35	14	22	80	55
ES310 22100						100	63
ES310 22125						125	85
ES310 22150						150	100
ES310 22170						170	100
ES310 22200						200	125
ES310 22230						230	150
ES310 24080	M24	23,7	40	16	24	80	55
ES310 24100						100	70
ES310 24125						125	85
ES310 24150						150	100
ES310 24160						160	110
ES310 24170						170	100
ES310 24200						200	125
ES310 24230						230	150
ES310 24250						250	150
ES310 27160	M27	27,7	44	18	28	160	110
ES310 27200						200	125
ES310 27250						250	150
ES310 27315						315	240

Esempio di ordinativo: COD **Order example:** COD **Bestellbeispiel:** COD

VITE TESTA A MARTELLO
HAMMERHEAD BOLT
SCHRAUBEN FÜR T-NUT

ES311

Acciaio: 365MnPb14
Steel: 365MnPb14
Stahl: 365MnPb14



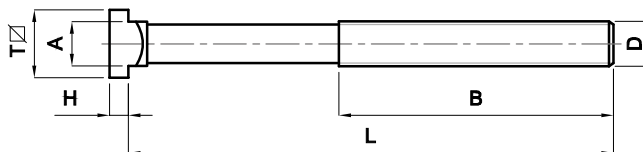
COD	D	A	T	H		L	B
ES311 10040	M10	9,7	15	6	10	40	30
ES311 10063						63	45
ES311 10080						80	55
ES311 10100						100	60
ES311 10125						125	75
ES311 10150						150	100
ES311 10170						170	100
ES311 12050	M12	11,7	18	7	12	50	35
ES311 12063						63	45
ES311 12080						80	55
ES311 12100						100	60
ES311 12125						125	75
ES311 12150						150	100
ES311 12170						170	100
ES311 12200						200	120
ES311 14063	M14	13,7	22	8	14	63	40
ES311 14080						80	55
ES311 14100						100	65
ES311 14125						125	75
ES311 14150						150	100
ES311 14170						170	100
ES311 14200						200	125
ES311 14230						230	150
ES311 16063	M16	15,7	25	9	16	63	45
ES311 16080						80	55
ES311 16100						100	63
ES311 16125						125	75
ES311 16150						150	100
ES311 16160						160	100
ES311 16170						170	100
ES311 16200						200	125
ES311 16230						230	150
ES311 16250						250	150
ES311 18080	M18	17,7	28	10	18	80	55
ES311 18100						100	65
ES311 18125						125	85
ES311 18150						150	100
ES311 18170						170	100
ES311 18200						200	125
ES311 18230						230	150

Esempio di ordinativo: COD **Order example:** COD **Bestellbeispiel:** COD

VITE TESTA A MARTELLO
HAMMERHEAD BOLT
SCHRAUBEN FÜR T-NUT

ES311

Acciaio: 365MnPb14
Steel: 365MnPb14
Stahl: 365MnPb14



COD	D	A	T	H		L	B
ES311 20080	M20	19,7	32	12	20	80	55
ES311 20100						100	63
ES311 20125						125	85
ES311 20150						150	100
ES311 20160						160	110
ES311 20170						170	100
ES311 20200						200	125
ES311 20230						230	150
ES311 20315						315	190
ES311 22080	M22	21,7	35	14	22	80	55
ES311 22100						100	63
ES311 22125						125	85
ES311 22150						150	100
ES311 22170						170	100
ES311 22200						200	125
ES311 22230						230	150
ES311 24080	M24	23,7	40	16	24	80	55
ES311 24100						100	70
ES311 24125						125	85
ES311 24150						150	100
ES311 24160						160	110
ES311 24170						170	100
ES311 24200						200	125
ES311 24230						230	150
ES311 24250						250	150
ES311 27160	M27	27,7	44	18	28	160	110
ES311 27200						200	125
ES311 27250						250	150
ES311 27315						315	240

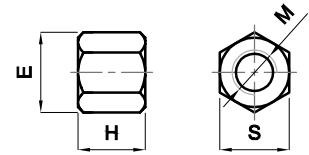
Esempio di ordinativo: COD **Order example:** COD **Bestellbeispiel:** COD

DADO ESAGONALE
HEX NUT
SECHSKANTMUTTER

DIN 6330B

ES340 / ES350

Acciaio: 365MnPb14
Steel: 365MnPb14
Stahl: 365MnPb14



COD	M	S	E	H
ES340 06009	6	10	11,5	9
ES340 08012	8	13	14,8	12
ES340 10015	10	17	19,6	15
ES340 12018	12	19	21,5	18
ES340 14021	14	22	25	21
ES340 16024	16	24	27,5	24
ES340 18027	18	27	31	27
ES340 20030	20	30	34,6	30
ES340 22033	22	32	36,9	33
ES340 24036	24	36	41,6	36
ES340 27041	27	41	47,3	40
ES340 30045	30	46	53,1	45
ES340 36054	36	55	63,5	54
ES340 42063	42	65	75	63
ES340 48072	48	75	86,5	72

COD	M	S	E	H
ES350 06018	6	10	11,5	18
ES350 08024	8	13	14,8	24
ES350 10030	10	17	19,6	30
ES350 12036	12	19	21,5	36
ES350 14042	14	22	25	42
ES350 16048	16	24	27,5	48
ES350 18054	18	27	31	54
ES350 20060	20	30	34,6	60
ES350 22066	22	32	36,9	66
ES350 24072	24	36	41,6	72
ES350 27081	27	41	47,3	81
ES350 30090	30	46	53,1	90
ES350 36108	36	55	63,5	108
ES350 42126	42	65	75	126
ES350 48144	48	75	86,5	144

Esempio di ordinativo: COD **Order example:** COD **Bestellbeispiel:** COD

RONDELLA NORMALE / ALTA / LARGA

FLAT / THICK / BROAD WASHER

FLACHE / DICKE / BREITE UNTERLEGSCHIBE

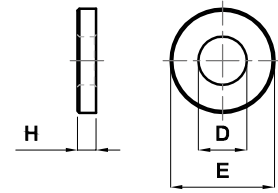
DIN 6340

ES370 / ES380 / ES390

Acciaio: 365MnPb14

Steel: 365MnPb14

Stahl: 365MnPb14



COD	D	E	H
ES370 00006	6,6	13	3,5
ES370 00008	8,4	18	4
ES370 00010	10,5	22	4
ES370 00012	13	28	5
ES370 00014	15	35	6
ES370 00016	17	35	6
ES370 00018	19	40	6
ES370 00020	21	40	6
ES370 00022	23	45	8
ES370 00024	25	45	8
ES370 00027	28	60	10
ES370 00030	31	60	10
ES370 00036	37	70	12
ES370 00042	43	80	12
ES370 00048	49	90	12

COD	D	E	H
ES380 00006	6,6	20	8
ES380 00008	8,4	35	8
ES380 00010	10,5	35	8
ES380 00012	13	40	8
ES380 00014	15	40	10
ES380 00016	17	45	10
ES380 00018	19	45	10
ES380 00020	21	50	12
ES380 00022	23	50	12
ES380 00024	25	50	12
ES380 00027	28	60	14
ES380 00030	31	60	14

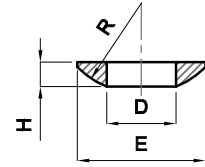
COD	D	E	H
ES390 00006	6,6	17	3,5
ES390 00008	8,4	23	4
ES390 00010	10,5	28	4
ES390 00012	13	35	5
ES390 00014	15	40	5
ES390 00016	17	45	6
ES390 00018	19	45	6
ES390 00020	21	50	6
ES390 00022	23	50	8
ES390 00024	25	60	8
ES390 00027	28	68	10
ES390 00030	31	68	10
ES390 00036	38	80	12
ES390 00042	44	100	15
ES390 00048	50	100	17

Esempio di ordinativo: COD **Order example:** COD **Bestellbeispiel:** COD

RONDELLA CONVESSA
SPHERICAL SEAT WASHER
 KUGELSCHLEIBE

ES375C

Acciaio: 365MnPb14
Steel: 365MnPb14
Stahl: 365MnPb14



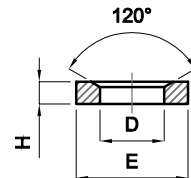
COD	D	E	R	H
ES375 C0006	6,4	12	9	2,3
ES375 C0008	8,4	17	12	3,2
ES375 C0010	10,5	21	15	4
ES375 C0012	13	24	17	4,6
ES375 C0014	15	28	22	5
ES375 C0016	17	30	22	5,3
ES375 C0020	21	36	27	6,3
ES375 C0024	25	44	32	8,2
ES375 C0027	28	50	37	9,5
ES375 C0030	31	56	41	11,2
ES375 C0036	37	68	50	14
ES375 C0042	43	78	58	17
ES375 C0048	50	92	67	21

Esempio di ordinativo: COD **Order example:** COD **Bestellbeispiel:** COD

RONDELLA CONCAVA
DISHED WASHER
 HEGELPFANNE

ES375D / ES375G

Acciaio: 365MnPb14
Steel: 365MnPb14
Stahl: 365MnPb14



COD	D	E	H
ES375 D0006	7,1	12	2,8
ES375 D0008	9,6	17	3,5
ES375 D0010	12	21	4,2
ES375 D0012	14,2	24	5
ES375 D0014	16,5	28	5,6
ES375 D0016	19	30	6,2
ES375 D0020	23,2	36	7,5
ES375 D0024	28	44	9,5
ES375 D0027	31,5	50	10,8
ES375 D0030	35	56	12
ES375 D0036	42	68	15
ES375 D0042	49	78	18
ES375 D0048	56	92	22

COD	D	E	H
ES375 G0006	7,1	17	4
ES375 G0008	9,6	23	4
ES375 G0010	12	28	5
ES375 G0012	14,2	35	5
ES375 G0014	16,5	40	5
ES375 G0016	19	45	6
ES375 G0020	23,2	50	8
ES375 G0024	28	60	10
ES375 G0030	35	68	10
ES375 G0036	42	80	12
ES375 G0042	49	100	15
ES375 G0048	56	110	17

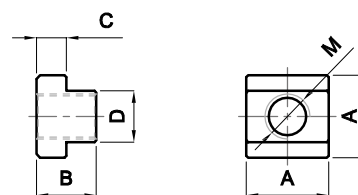
Esempio di ordinativo: COD **Order example:** COD **Bestellbeispiel:** COD

TASSELLO PER CAVE A T
NUT FOR T-SLOT
 MUTTER FÜR T-NUT

DIN 508
 UNI 5531

ES360

Acciaio: C45
Steel: C45
Stahl: C45



COD	M	D	A	B	C	
ES360 06008	6	7,7	13x13	10	6	8
ES360 08010	8	9,7	15x15	12	6	10
ES360 08012	8	11,7	18x18	14	7	12
ES360 10012	10	11,7	18x18	14	7	12
ES360 08014	8	13,7	22x22	16	8	14
ES360 10014	10	13,7	22x22	16	8	14
ES360 12014	12	13,7	22x22	16	8	14
ES360 08016	8	15,7	25x25	18	9	16
ES360 10016	10	15,7	25x25	18	9	16
ES360 12016	12	15,7	25x25	18	9	16
ES360 14016	14	15,7	25x25	18	9	16
ES360 08018	8	17,7	28x28	20	10	18
ES360 10018	10	17,7	28x28	20	10	18
ES360 12018	12	17,7	28x28	20	10	18
ES360 14018	14	17,7	28x28	20	10	18
ES360 16018	16	17,7	28x28	20	10	18
ES360 16020	16	19,7	32x32	24	12	20
ES360 18020	18	19,7	32x32	24	12	20
ES360 16022	16	21,7	35x35	28	14	22
ES360 18022	18	21,7	35x35	28	14	22
ES360 20022	20	21,7	35x35	28	14	22
ES360 16024	16	23,7	40x40	32	16	24
ES360 20024	20	23,7	40x40	32	16	24
ES360 22024	22	23,7	40x40	32	16	24
ES360 16028	16	27,7	44x44	36	18	28
ES360 20028	20	27,7	44x44	36	18	28
ES360 22028	22	27,7	44x44	36	18	28
ES360 24028	24	27,7	44x44	36	18	28
ES360 24030	24	29,7	48x48	38	19	30
ES360 27032	27	31,6	50x50	40	20	32
ES360 30036	30	35,6	54x54	44	22	36
ES360 36042	36	41,6	65x65	52	26	42

Esempio di ordinativo: COD **Order example:** COD **Bestellbeispiel:** COD



TASSELLO PER CAVE A T SENZA FORO

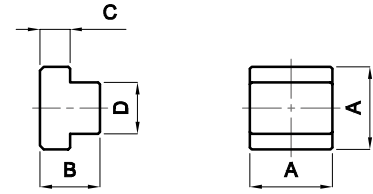
BLANK NUT FOR T-SLOT


MUTTER-ROHLINGE FÜR T-NUT

ES361

Nr. 508R

Acciaio: C45
Steel: C45
Stahl: C45



COD	D	A	B	C	
ES361 00008	7,7	13x13	10	6	8
ES361 00010	9,7	15x15	12	6	10
ES361 00012	11,7	18x18	14	7	12
ES361 00014	13,7	22x22	16	8	14
ES361 00016	15,7	25x25	18	9	16
ES361 00018	17,7	28x28	20	10	18
ES361 00020	19,7	32x32	24	12	20
ES361 00022	21,7	35x35	28	14	22
ES361 00024	23,7	40x40	32	16	24
ES361 00028	27,7	44x44	36	18	28
ES361 00032	31,6	50x50	40	20	32
ES361 00036	35,6	54x54	44	22	36
ES361 00042	41,6	65x65	52	26	42

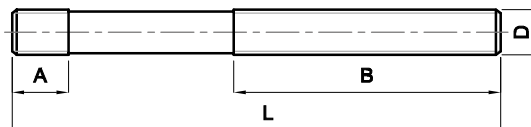
Esempio di ordinativo: COD **Order example:** COD **Bestellbeispiel:** COD

PRIGIONIERO
STUD
STIFTSCHRAUBE

ES321

DIN 6379

Acciaio: 365MnPb14
Steel: 365MnPb14
Stahl: 365MnPb14



COD	D	A	B	L
ES321 0040	M8	11	20	40
ES321 0063			40	63
ES321 0080			50	80
ES321 0100			63	100
ES321 0125			75	125
ES321 0160			100	160
ES321 0200			100	200
ES321 050	M10	13	25	50
ES321 063			35	63
ES321 080			50	80
ES321 100			75	100
ES321 120			75	120
ES321 160			100	160
ES321 200			125	200
ES321 050	M12	15	25	50
ES321 063			32	63
ES321 080			50	80
ES321 100			63	100
ES321 125			75	125
ES321 160			100	160
ES321 200			125	200
ES321 225			160	225
ES321 250			160	250
ES321 063	M14	17	32	63
ES321 080			50	80
ES321 100			63	100
ES321 120			75	120
ES321 160			100	160
ES321 200			125	200
ES321 225			160	225
ES321 250			160	250

COD	D	A	B	L
ES321 063	M16	19	35	63
ES321 080			50	80
ES321 100			63	100
ES321 125			75	125
ES321 160			100	160
ES321 200			125	200
ES321 225			160	225
ES321 250			160	250
ES321 315			180	315
ES321 350			180	350
ES321 400			250	400
ES321 450			250	450
ES321 500			315	500
ES321 080	M18	23	50	80
ES321 100			50	100
ES321 125			75	125
ES321 160			100	160
ES321 200			125	200
ES321 225			150	225
ES321 250			150	250
ES321 315			180	315
ES321 400			250	400
ES321 080	M20	27	30	80
ES321 100			50	100
ES321 125			70	125
ES321 160			100	160
ES321 200			125	200
ES321 225			160	225
ES321 250			160	250
ES321 315			200	315
ES321 350			200	350
ES321 400			250	400

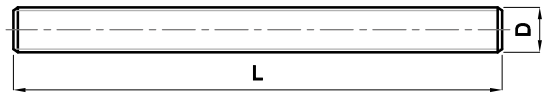
Esempio di ordinativo: COD **Order example:** COD **Bestellbeispiel:** COD



BARRA FILETTATA
THREADED BAR
GEWINDESTANGE

EBM

Acciaio: 365MnPb14
Steel: 365MnPb14
Stahl: 365MnPb14



COD	D	A
EBM6	M6	1000
EBM8	M8	1000
EBM10	M10	1000
EBM12	M12	1000
EBM14	M14	1000
EBM16	M16	1000
EBM18	M18	1000
EBM20	M20	1000
EBM22	M22	1000
EBM24	M24	1000
EBM27	M27	1000
EBM30	M30	1000
EBM33	M33	1000
EBM36	M36	1000
EBM42	M42	1000
EBM48	M48	1000

Esempio di ordinativo: COD **Order example:** COD **Bestellbeispiel:** COD

CONDIZIONI GENERALI DI VENDITA

PREAMBOLO

- a) Tutte le vendite effettuate rispondono esclusivamente alle presenti Condizioni Generali di Vendita: esse prevalgono su ogni diversa clausola contenuta nella richiesta di offerta, nell'ordine ed ogni altro accordo. Ogni trasmissione di ordini alla nostra Società implica l'accettazione da parte dell'acquirente delle presenti condizioni senza riserva.
- b) Le due parti verranno indicate nel presente contratto come il "Fornitore" (Pedrotti S.p.A.) e il "Acquirente"
- c) Gli ordini vanno trasmessi completi in ogni loro parte e hanno valore di proposta contrattuale la cui accettazione è costituita dalla conferma d'ordine redatta dal Fornitore che stabilisce le condizioni particolari della fornitura. Le condizioni espresse nella conferma d'ordine prevalgono su quelle indicate in fase d'offerta e/o nell'ordine da parte dell'Acquirente e si intendono definitive se non rigettate immediatamente

CONDIZIONI GENERALI DI VENDITA

1. RESA: Salvo diversi precisi accordi scritti, i prezzi si intendono sempre per merce franco stabilimento di produzione o di deposito. Gli eventuali imballaggi al prezzo di costo, le spese di trasporto, e qualunque altra spesa o tassa che dovesse gravare sulla merce sono a carico dell'Acquirente.

2. CONSEGNA: Le consegne avverranno secondo le possibilità e le esigenze di fabbricazione. I termini di consegna sono senza impegno tassativo da parte della società. Gli eventuali ritardi non possono dar luogo a risarcimento di danni né ad annullamento o riduzione dell'ordinazione e gli imprevisti, come scioperi, sospensione energia elettrica, alluvioni, incendi, difficoltà nei trasporti e guasti alle macchine, difficoltà di rifornimento materie prime, ecc., ecc., costituiscono casi di forza maggiore per il Fornitore. In caso di mancata consegna della merce approntata, per ragioni non dipendenti dal Fornitore, decorreranno ugualmente i termini di pagamento dall'avviso di merce pronta e a carico dell'Acquirente decorreranno le spese di immagazzinaggio con esonero del Fornitore da ogni responsabilità per danneggiamenti di sorta.

3. TRASPORTI: Le merci vendute, dal momento in cui lasciano i magazzini della società s'intendono di proprietà dell'Acquirente e quindi a tutti gli effetti, consegnate allo stesso anche se vendute franco destino e qualunque siano le condizioni di pagamento pattuite; ogni responsabilità del Fornitore cessa pertanto nel momento in cui la merce esce dalle fabbriche o dai suoi magazzini. Qualora il vettore, per tutto o parte del percorso, sia lo stesso Fornitore, è inteso che l'Acquirente la esonera sin d'ora da qualsiasi responsabilità dipendente dal trasporto, che verrà effettuato ad esclusivo rischio e pericolo dell'Acquirente stesso. Il Fornitore sia come venditore, che come eventuale vettore, è esonerato dall'obbligo di assicurare il trasporto qualora l'Acquirente non lo richieda espressamente nel contratto di vendita; in tal caso l'assicurazione sarà effettuata a spese dell'Acquirente, presso la compagnia che egli indicherà o, in difetto, presso una compagnia di fiducia del Fornitore stesso.

4. PAGAMENTI: Le condizioni di pagamento vengono stabilite ad ogni offerta, in mancanza di speciali accordi. Il fornitore, nel caso accettasse di posticipare il termine di consegna su richiesta dell'Acquirente, acquisirà diritto al rimborso degli oneri di immagazzinaggio. Ai fini delle scadenze dei pagamenti la consegna sarà da intendersi come avvenuta nei termini pattuiti. I pagamenti si riterranno validi soltanto se effettuati direttamente al Fornitore o a persona espressamente delegata alle riscossioni. In caso di ritardato pagamento decorreranno gli interessi del 6% annuo superiore al tasso ufficiale di sconto della Banca d'Italia anche per regolamento con cambiali. Se una vendita si compone di più consegne, il mancato pagamento anche di una sola fattura autorizza la Società a rescindere il contratto, trattenendo a titolo di risarcimento quanto versato e restando riservata al Fornitore ogni azione di rivalsa per maggiori danni.

5. CONDIZIONI DI FORNITURA: Il Fornitore si riserva il diritto di modificare a sua discrezione le tolleranze e/o le caratteristiche tecniche dei prodotti indicate nel presente catalogo e si impegna ad informare tempestivamente il cliente in forma scritta.

6. RECLAMI O CONTESTAZIONI: I reclami per difetti della merce dovranno, sotto pena di decadenza, essere avanzati entro 8 giorni dall'effettivo arrivo a destinazione. La custodia del materiale spetta all'Acquirente. Il fornitore non assume alcuna responsabilità per le alterazioni subite dal materiale dopo l'arrivo e dovute a qualsiasi causa. La Società non risponde per alterazioni, avarie od usure che il materiale stesso dovesse subire in dipendenza di sollecitazioni di trattamento o di uso errati. In caso di ritorno di merce protestata, questa dovrà essere spedita a carico dell'Acquirente in porto franco; in difetto di ciò il Fornitore potrà rifiutare il ritiro. Resta invece inteso che eventuali contestazioni su una singola spedizione non avranno alcun effetto sul resto dell'ordine e dell'impegno. Resta pure esplicitamente stabilito che il Fornitore non assume alcuna responsabilità relativamente al valore del prodotto fornito, e che in nessun modo o per nessun motivo essa dovrà corrispondere qualsiasi indennità per eventuali danni diretti o indiretti. L'obbligo resta pertanto limitato alla sostituzione di quella parte di merce che i suoi tecnici riconosceranno difettosa di materiale o di lavorazione.

7. QUANTITÀ: La quantità della merce che il Fornitore si impegna a fornire - salvo gli impedimenti di cui gli articoli precedenti - è quella indicata nell'ordine. Tutte le misure e i dati relativi di costruzione, anche se rilevati dal Fornitore, debbono essere controllati dall'Acquirente sotto sua responsabilità. Tutte le ordinazioni in aggiunta alla fornitura principale saranno sempre soggette alle presenti Condizioni Generali di Vendita e saranno accettate dal Fornitore con facoltà di aumentare i prezzi e per consegna - il prima possibile - compatibilmente con gli impegni aziendali dal Fornitore.

8. PREZZI: I prezzi sono stipulati in base ai costi delle materie prime e della manodopera in atto al momento dell'ordine. Qualora dopo la conclusione del contratto sopravvengano aumenti dei costi, l'Acquirente si impegna a riconoscere un adeguato aumento del prezzo della fornitura. Un'eventuale fornitura a determinate quotazioni non impegna la società a mantenere gli stessi prezzi per altra commessa, anche se a distanza di pochi giorni, essendo le quotazioni stesse variabili secondo le disponibilità di materie prime o di manodopera.

9. COMPETENZE: Per quanto si riferisce a vendite e ad impegni quindi per ogni azione o contestazione ad essi relativa e da essa dipendente, sarà esclusivamente competente l'Autorità Giudiziaria di Brescia rinunciando le parti a ogni diritto od eccezione contraria alla piena osservazione di tale clausola, anche se il pagamento sia convenuto a mezzo tratta o pagherò cambiali domiciliari presso il debitore.

10. DANNI PER MERCI GIACENTI: La merce ordinata, fabbricata e pagata, è di proprietà dell'Acquirente. Il Fornitore gli darà comunicazione scritta di merce pronta e da quel momento tutti i danni di qualsiasi specie e derivanti da qualunque causa saranno a carico dell'Acquirente, al quale spetterà l'onere ed il compito di chiedere eventuali risarcimenti a chi di dovere.

11. NOTE: I termini stipulati per il pagamento si intendono perentori ed essenziali; verificandosi l'inadempienza dell'Acquirente per qualsiasi ragione o causa, il Fornitore avrà la facoltà di ritenere risolto il contratto e di ritirare di conseguenza la merce venduta, incamerando quanto già riscosso a titolo di penale per inadempienza dell'Acquirente, salvo ed impregiudicati i danni per il deperimento o le avarie riscontrate nella merce.



GENERAL TERMS OF SALE

PREAMBLE

- a) All sales refer exclusively to these General Terms of Sale: these conditions prevail over all other clauses in requests for quotations, orders, or other agreements. Each order sent to our company implicitly implies acceptance of these conditions by the purchaser.
- b) The two parties are referred to in this contract as "Supplier" (Pedrotti S.p.A.) and "Purchaser"
- c) Orders must be sent fully completed and value as a contractual offer which is accepted with the Order Confirmation sent by the Supplier that defines the specific terms of supply. The terms in the order confirmation prevail over all others indicated during quotation and/or order by the Purchaser, and are considered final if not rejected immediately.

GENERAL TERMS OF SALE

- 1. TERMS:** Unless there are specific, previous, written agreements, the prices are always for ex-works goods at the production plant or the warehouse. Any packaging costs, shipping costs, and any other expenses or taxes that are applied to the goods are the sole responsibility of the Purchaser.
 - 2. DELIVERY:** Delivery will be performed based on production needs and availability. Delivery dates are not binding for the Supplier. Delays cannot be the cause for request for damages, cancellation or reduction in the order; incidents, such as strikes, suspension of electric supply, floods, fires, difficulties in shipping, machine malfunctions, problems in raw material supply, etc., are cases of force majeure for the Supplier. Should goods ready for shipment not be delivered, for reasons not directly resulting from the Supplier, the terms of payment start from the date of the goods ready advisory and the Purchaser is responsible for all costs for storage, exempting the Supplier from any and all responsibility for damage of any sort.
 - 3. SHIPPING:** From the moment the goods sold leave the Supplier's warehouse they are property of the Purchaser and therefore, to all effects, are delivered to the Purchaser, even if sold delivered and regardless of the agreed payment terms; therefore, the Supplier's responsibility for the goods ceases from the moment the goods leave the factory or its warehouses. If the shipper is the same Supplier for all or a portion of the route, it is understood that the Purchaser excludes the Supplier from all responsibility due to transport, which will be performed at the sole risk of the Purchaser. The Supplier company, both as Supplier and forwarder, is exonerated from the obligation to insure the shipment of the goods should the Purchaser not expressly request this in the purchase contract; in this case the insurance is the responsibility and expense of the Purchaser, with their company of choice, or with a reliable insurance company chosen by the Supplier.
 - 4. PAYMENT:** Payment terms are established for each quotation unless there are specific agreements. Should the Supplier accept a delay in the delivery terms upon request of the Purchaser, the Supplier has the right to request reimbursement for storage charges. For payment dates, the delivery is understood to be carried out with the agreed terms. Payment is only considered valid if performed directly to the Supplier or to a person expressly delegated as an authorized agent for payment. If there is delay in payment, interest will be assessed at a rate of 6% annually in addition to the official interest rate of the Banca d'Italia, this is also valid for promissory payments. If a sale consists of multiple deliveries, payment default for even a single invoice authorizes the Supplier to recede from the contract, withholding payments made as amendment, with the reserve that the Supplier has the right to recourse for greater damages.
 - 5. CONDITIONS OF SUPPLY:** Pedrotti reserves itself the right to change at its discretion tolerances and/or technical specifications of the products listed in this catalog and undertakes the liability to promptly inform the client in writing form.
 - 6. COMPLAINTS OR DISPUTES:** Complaints for defects in the goods must be communicated within 8 days from effective arrival at the destination or this right will be forfeit. Storage of the goods is the responsibility and cost of the Purchaser. The Supplier assumes no responsibility for changes suffered by the material after arrival due to any cause. The Supplier declines all responsibility for any changes, modifications, malfunctions, or wear that the material may suffer due to handling or improper use. Goods returned due to dispute must be shipped at the Purchaser's cost, delivered; any other shipping term may allow the Supplier to refuse the goods. It is understood that any disputes for a single shipment will not have effects on the remain of the order and the Purchaser's obligation. It is explicitly agreed that the Supplier declines all responsibility for the value of the supplied product, and declines all responsibility for any direct or indirect damages caused. The obligation of the Supplier is limited to the replacement of that portion of the goods that the Supplier's technicians deem defective due to material or processing.
 - 7. QUANTITY:** The quantity of the goods that the Supplier commits to provisioning – with the reserve for the restrictions in the previous paragraphs – is that indicated in the order. All of the measurements and data relative to construction, even if taken by the Supplier, must be checked by the Purchaser under his sole responsibility. All additions to the primary order are always subject to these same general Terms of Sales and will be accepted by the Supplier with the reserve to increase prices and to determine delivery – as quickly as possible – compatibly with the Supplier's other commitments.
 - 8. PRICES:** Prices are established based on the raw materials and labor costs at the time of order. Should there have been cost increases following the signature of the contract, the Purchaser commits to recognizing a suitable price increase for the supply. Supply of a specific quotation does not commit the Supplier to maintaining the same prices for further orders, even after just a few days, as pricing is based on the availability of raw materials and/or labor, which may vary.
 - 9. COMPETENCE:** In terms of sales and commitments, and for each and every action, complaint, or dispute in this regard and bearing, the Courts of Brescia will have exclusive competence, the parties declining any and all rights, or exceptions contrary to the full observation this clause, even if payment has been agreed with drafts or promissory notes by the debtor.
 - 10. DAMAGES FOR STORED GOODS:** The goods ordered, manufactured and paid are the property of the Purchaser. The Supplier will provide a written goods ready advisory and from that time all damages of any type, due to any cause, will be the full responsibility of the Purchaser; the Purchaser is responsible for charges and must pursue reimbursement for these from whom ever is responsible.
 - 11. NOTES:** The terms determined for payment are final and essential. Should the Purchaser default for any reason or cause, the Supplier has the right to consider the contract terminated and, consequently, withdraw the goods sold, retaining what has already been paid as a cancellation fee by the Purchaser, without prejudice to the right to claim damages for deterioration or faults found with the goods.
-

ALLGEMEINE GESCHÄFTSBEDINGUNGEN

PRÄAMBEL

- a) Alle Geschäfte werden ausschließlich zu den vorliegenden Allgemeinen Geschäftsbedingungen getätigt: diese haben den Vorrang vor jeder anderslautenden Klausel in Angebot, Bestellung und sonstigen Vereinbarungen. Mit der Erteilung eines Auftrags an unser Unternehmen stimmt der Käufer den vorliegenden AGBs uneingeschränkt zu.
- b) Die beiden Parteien werden im vorliegenden Vertrag als „Lieferant“ (Pedrotti S.p.A) und „Käufer“ bezeichnet.
- c) Aufträge müssen mit vollständigen Angaben eingehen und gelten als Vertragsangebot, dessen Annahme die vom Lieferanten ausgestellte Auftragsbestätigung ist, mit welcher er die besonderen Bedingungen der Lieferung festlegt. Die in der Auftragsbestätigung angegebenen Bedingungen haben Vorrang gegenüber den in der Angebotsphase und/oder im Auftrag des Käufers angegebenen Bedingungen und gelten als endgültig festgelegt, wenn sie nicht umgehend abgelehnt werden.

ALLGEMEINE GESCHÄFTSBEDINGUNGEN

- 1. LEISTUNG:** Vorbehaltlich präziser, schriftlicher anderslautender Vereinbarungen verstehen sich die Preise grundsätzlich ab Werk oder ab Lager. Die eventuellen Verpackung zum Einkaufspreis, die Transportkosten und alle sonstigen Kosten oder Abgaben, die auf den Waren lasten sollten, gehen zu Lasten des Käufers.
- 2. LIEFERUNG:** Die Lieferungen werden entsprechend der Möglichkeiten und Fabrikationserfordernisse ausgeführt. Die angegebenen Lieferfristen sind ohne Gewähr. Eventuelle Verzögerungen geben keinen Anlass zu Schadensersatzforderungen, Stornierungen oder Reduzierungen der bestellten Mengen. Unvorhergesehene Vorkommnisse wie Streiks, Stromausfälle, Überschwemmungen, Feuer, Transportschwierigkeiten und Maschinenschäden, Rohstoff-Versorgungsschwierigkeiten, etc. gelten als höhere Gewalt. Im Falle der ausgebliebenen Lieferung der fertiggestellten Ware aus Gründen, die nicht dem Lieferanten anzulasten sind, beginnt die Zahlungsfrist unverändert mit der Bereitstellungsmittteilung und der Käufer hat die Kosten für die Lagerung der Ware zu tragen. Der Lieferant übernimmt keine Verantwortung für evtl. sonstigen Beschädigungen.
- 3. TRANSPORT:** Das Eigentum der verkauften Ware geht mit dem Verlassen der unternehmenseigenen Lager auf den Käufer über und gilt in jeder Hinsicht als an diesen geliefert. Dies gilt auch bei Lieferungen frei Haus und ist unabhängig von den Zahlungsvereinbarungen. Jede Verantwortung des Lieferanten endet in dem Moment, in dem die Ware die Werke oder die Lager verlässt. Ist der Lieferant selbst über einen Teil oder den ganzen Weg auch der Frachtführer, befreit der Käufer ihn von jeder Verantwortung im Zusammenhang mit dem Transport, welcher vollkommen auf seine eigene Verantwortung erfolgt. Das Unternehmen, sowohl als Lieferant als auch als eventueller Frachtführer, ist nicht verpflichtet, den Transport zu versichern, wenn der Käufer dies nicht ausdrücklich im Kaufvertrag verlangt; ist das der Fall, wird die Versicherung auf Kosten des Käufers bei dem von ihm angegebenen Versicherungsunternehmen abgeschlossen. Gibt der Käufer kein Unternehmen an, wird der Vertrag mit einer Versicherungsgesellschaft des Vertrauens des Lieferanten selbst abgeschlossen.
- 4. ZAHLUNG:** 4. ZAHLUNG - Die Zahlungsbedingungen werden mit jedem Angebot festgelegt, wenn keine Sondervereinbarungen vorliegen. Für den Fall, dass der Lieferant auf Wunsch des Käufers eine Lieferverschiebung akzeptiert, hat er das Recht auf Erstattung der Lagerkosten. Im Sinne der Zahlungsfrist gilt die Lieferung entsprechend der Vereinbarungen als erfolgt. Die Zahlungen werden nur dann anerkannt, wenn sie direkt an das Unternehmen oder an einen ausdrücklich mit dem Einzug der Zahlungen beauftragten Bevollmächtigten erfolgen. Bei Zahlungsverzug werden Verzugszinsen in Höhe von 6% pro Jahr über dem offiziellen Diskontsatz der Banca d' Italia berechnet. Dies gilt auch für Wechselzahlungen. Setzt sich ein Verkauf aus mehreren Lieferungen zusammen, ist der Lieferant bei Ausbleiben der Zahlung auch nur einer Rechnung befugt, den Vertrag aufzulösen und die gezahlte Summe als Schadensersatz einzubehalten. Der Lieferant behält sich jedoch vor, weitere Regressklagen für höhere Schäden zu führen.
- 5. LIEFERBEDINGUNGEN:** Pedrotti behält sich das Recht vor, nach eigenem Ermessen Toleranzen und / oder Spezifikationen der in diesem Katalog angegebenen Produkten zu ändern und verpflichtet sich, den Kunden schriftlich unverzüglich zu informieren.
- 6. REKLAMATIONEN ODER BEANSTANDUNGEN:** Reklamationen wegen mangelhafter Ware müssen innerhalb von 8 Tagen nach dem tatsächlichen Eingang am Bestimmungsort eingereicht werden. Die Verwahrung des Materials ist zu Lasten des Käufers. Der Lieferant übernimmt keine Verantwortung für Veränderungen des Materials nach dem Eingang und aus jeglichem Grund. Der Lieferant übernimmt keine Verantwortung für Veränderungen, Havarien oder Abnutzungen, die das Material infolge von unsachgemäßen Belastungen oder Verwendungen erfährt. Beanstandete Ware muss zu Lasten des Käufers frei Haus zurückgesendet werden; ist das nicht der Fall, kann der Lieferant die Warenannahme verweigern. Eventuelle Beanstandungen einer einzelnen Lieferung haben jedoch keine Auswirkung auf die restliche Bestellung und die eingegangenen Verpflichtungen. Weiterhin wird ausdrücklich festgelegt, dass der Lieferant keine Verantwortung für den Wert des gelieferten Produkts übernimmt und auf keine Weise oder aus jeglichem Grund für einen Schadensersatz eventueller direkter oder indirekter Schäden aufzukommen hat. Die einzige Verpflichtung beschränkt sich auf den Ersatz jener Ware, für die die hauseigenen Techniker Material- oder Bearbeitungsfehler anerkennen.
- 7. MENGE:** Die Warenmenge, die der Lieferant sich verpflichtet zu liefern (vorbehaltlich der in den vorangegangenen Artikeln genannten Verhinderungen) ist die im Auftrag angegebene Menge. Alle Abmessungen und die Daten zur Fertigung müssen vom Käufer auf dessen Verantwortung geprüft werden (auch wenn diese vom Lieferanten erfasst wurden). Alle zusätzlich zur Hauptbestellung eingehenden Bestellungen unterliegen ebenfalls den vorliegenden AGBs und werden vom Lieferanten akzeptiert, jedoch mit Vorbehalt einer eventuellen Preiserhöhung und mit einer Lieferfrist, die mit den bereits eingegangenen Verpflichtungen des Lieferanten vereinbar ist.
- 8. PREISE:** Die Preise werden auf Grund der bei Auftragseingang geltenden Rohmaterialpreise und Löhne vereinbart. Sollte nach Vertragsabschluss Kostenerhöhungen eintreten, verpflichtet sich der Käufer, eine entsprechende Preiserhöhung für die Lieferung anzuerkennen. Eine eventuelle Lieferung zu bestimmten Preisangaben verpflichtet den Lieferanten nicht, die gleichen Preise für einen auch nur wenige Tage später eingehenden Auftrag beizubehalten, da diese je nach Verfügbarkeit des Rohmaterials oder der Höhe der Löhne Schwankungen unterliegen können.
- 9. GERICHTSSTAND:** Im Hinblick auf Geschäfte und Verpflichtungen und somit für jeden damit im Zusammenhang stehenden bzw. Daraus resultierenden Vorgang oder Beanstandung ist ausschließlich der Gerichtsstand von Brescia zuständig. Die Parteien verzichten auf jedes Recht oder Ausnahme, die der vollen Beachtung dieser Klausel widerspricht, auch wenn eine Zahlung mittels Wechsels oder Domizilwechsels beim Schuldner vereinbart wurde.
- 10. SCHADEN DURCH UNGELIEFERTER WARE:** Die bestellte, produzierte und bezahlte Ware ist Eigentum des Käufers. Der Lieferant erteilt schriftliche Mitteilung, dass die Ware bereit ist und ab diesem Zeitpunkt gehen alle Schäden und Folgeschäden jeglicher Ursache zu Lasten des Käufers, dem die Aufgabe und Verpflichtung obliegt, eventuellen Schadensersatz von den zuständigen Stellen zu fordern.
- 11. ANMERKUNGEN:** Die vereinbarten Zahlungsfristen sind endgültig und grundsätzlich; im Falle der Nichterfüllung des Käufers aus jeglichem Grund oder Ursache ist der Lieferant berechtigt, den Vertrag als aufgelöst ansehen und dementsprechend die verkaufte Ware einzuziehen. Bereits getätigte Zahlungen werden in diesem Fall als Vertragsstrafe wegen Nichterfüllung des Käufers einbehalten, unter Vorbehalt weiterer Schadensersatzforderungen für Verfall oder Schäden, die an der Ware festgestellt werden.

EDIZIONE 2017

PEDROTTI

NORMALIZZATI - MECCANICA

DIREZIONE

HEAD OFFICE:

Via della Ferrovia, 1/3/5
25085 Gavardo (Bs) Italia

Unità produttive

Production Dept.:

Via della Ferrovia, 1/3/5
25085 Gavardo (Bs) Italia

Via IV Novembre, 160
25080 Prevalle (Bs) Italia

Amministrazione e Ufficio Personale

Administration and HR:

Tel. +39 0365.330.146
Fax. +39 0365 330.140
amministrazione@pedrotti.it
personale@pedrotti.it

Ufficio Vendite

Sales:

Tel. +39 0365.330.111
Fax. +39 0365.330.150
vendite@pedrotti.it
meccanica@pedrotti.it

www.pedrotti.it





PEDROTTI
MECCANICA

www.pedrotti.it

INDICE
SUMMARY
INHALT



PIASTRE PORTASTAMPI

MOLD BASES

FORMAUFBAUTEN

INFORMAZIONI E CARATTERISTICHE - INFORMATIONS AND SPECIFICATIONS - INFORMATIONEN UND DATEN

PIASTRE PORTASTAMPI..... <i>Mold bases</i> <i>Formaufbauten</i>	p. 6
DENOMINAZIONE DELLE PIASTRE..... <i>Plates denomination</i> <i>Beschreibung der Platten</i>	p. 8
PIASTRE IN ACCIAIO FRESATE CON DIMENSIONI A RICHIESTA (TIPO G)..... <i>Milled steel plates with dimensions on request (Type G)</i> <i>Gefrästen Stahlplatten mit Abmessungen auf Anfrage (Typ G)</i>	p. 9
SCHEMA PIASTRE TIPO P..... <i>P-Plates diagram</i> <i>P-Plattenschema</i>	p. 9
PIASTRE TIPO P..... <i>P-Plates</i> <i>P-Platten</i>	p. 10
TAVOLINI TIPO P-TA..... <i>P-TA Ejection plate</i> <i>Auswerferpaket Typ P-TA</i>	p. 11
DISTANZIALI TIPO P-DS..... <i>P-DS Spacers</i> <i>Leisten Typ P-DS</i>	p. 12
MATERIALE DI IMPIEGO..... <i>Material used</i> <i>Werkstoff für den Gebrauch</i>	p. 13
1.1730.....	p. 14
TOOLOX 33.....	p. 15
ROYALLOY.....	p. 16
PIASTRE IN LEGHE DI ALLUMINIO..... <i>Aluminium alloy plates</i> <i>Platten aus Aluminiumlegierungen</i>	p. 17
CARATTERISTICHE DIMENSIONALI FILETTI..... <i>Thread size specifications</i> <i>Grösseneigenschaften Gewinde</i>	p. 18
TOLLERANZE..... <i>Tolerances</i> <i>Toleranzen</i>	p. 19



PIASTRE PORTASTAMPI

MOLD BASES

FORMAUFBAUTEN

INFORMAZIONI E CARATTERISTICHE - INFORMATION AND SPECIFICATIONS - INFORMATIONEN UND DATEN

FASCIA DI RIFERIMENTO.....	p. 23
<i>Reference band</i>	
<i>Bezugskante</i>	
DIMENSIONI FASCIA DI RIFERIMENTO.....	p. 24
<i>Reference band dimensions</i>	
<i>Abmessungen der Bezugskante</i>	
SCARICO APERTURA STAMPO.....	p. 25
<i>Die opening lever slot</i>	
<i>Abhebeecke Formöffnung</i>	
COMPOSIZIONI.....	p. 27
<i>Compositions</i>	
<i>Kompositionen</i>	
ESEMPI DI MONTAGGI ALTERNATIVI.....	p. 30
<i>Examples of alternative assemblings</i>	
<i>Beispiele von alternativen Montagen</i>	

PIASTRE PORTASTAMPI

MOLD BASES

FORMAUFBAUTEN

DIMENSIONI DELLE SERIE - SERIES DIMENSIONS - SERIENABMESSUNGEN

156x156	p. 31
156x196	p. 36
156x246	p. 41
196x196	p. 46
196x246	p. 51
196x296	p. 56
196x346	p. 61
246x246	p. 66
246x296	p. 71
246x346	p. 76
246x396	p. 81
296x296	p. 86
296x346	p. 91
296x396	p. 96
296x446	p. 101



PIASTRE PORTASTAMPI

MOLD BASES

FORMAUFBAUTEN

DIMENSIONI DELLE SERIE - SERIES DIMENSIONS - SERIENABMESSUNGEN

346x346	p. 106
346x396	p. 111
346x446	p. 116
346x496	p. 121
396x396	p. 126
396x446	p. 131
396x496	p. 136
396x546	p. 141
446x446	p. 146
446x496	p. 151
446x546	p. 156
446x596	p. 161
496x496	p. 166
496x546	p. 168
496x596	p. 170
496x696	p. 172
496x796	p. 174
496x896	p. 176
496x996	p. 178
546x546	p. 180
546x596	p. 182
546x696	p. 184
546x796	p. 186
546x896	p. 188
546x996	p. 190
596x596	p. 192
596x696	p. 194
596x796	p. 196
596x896	p. 198
596x996	p. 200
696x696	p. 202
696x796	p. 204
696x896	p. 206
696x996	p. 208
796x796	p. 210
796x896	p. 212
796x996	p. 214
...x...	p. 216
CONDIZIONI GENERALI DI VENDITA	p. 221
General terms of sale	
Allgemeine Geschäftsbedingungen	



PIASTRE PORTASTAMPI

MOLD BASES

FORMAUFBAUTEN

DISPONIBILI - AVAILABLE - VERFÜGBAR

156x156
156x196
156x246

196x196
196x246
196x296
196x346

246x246
246x296
246x346
246x396

296x296
296x346
296x396
296x446

346x346
346x396
346x446
346x496

396x396
396x446
396x496
396x546

446x446
446x496
446x546
446x596

496x496
496x546
496x596
496x696
496x796
496x896
496x996

A RICHIESTA - ON REQUEST - AUF ANFRAGE

156x296
156x346
... X ...

196x396
196x446
196x496
... X ...

246x446
246x496
246x546
246x596
... X ...

296x496
296x546
296x596
296x646
296x696
... X ...

346x546
346x596
346x646
346x696
346x796
... X ...

396x596
396x646
396x696
396x796
... X ...

446x646
446x696
446x796
446x896
... X ...

496x646
... X ...

Altre dimensioni a richiesta accedendo al configuratore online, nella sezione ...x...
Other dimensions on request by accessing the online configurator, in the section ...x...
Andere Abmessungen auf Anfrage mit Anmeldung zu unserem online Konfigurator in der Abt. ...x...



PIASTRE PORTASTAMPI

MOLD BASES

FORMAUFBAUTEN

DISPONIBILI - AVAILABLE - VERFÜGBAR

546x546
546x596
546x696
546x796
546x896
546x996

596x596
596x696
596x796
596x896
596x996

696x696
696x796
696x896
696x996

796x796
796x896
796x996

A RICHIESTA - ON REQUEST - AUF ANFRAGE

546x646
... X ...

596x646
... X ...

646x646
646x696
646x796
646x896
646x996
... X ...

... X ...

746x796
746x896
746x996
... X ...

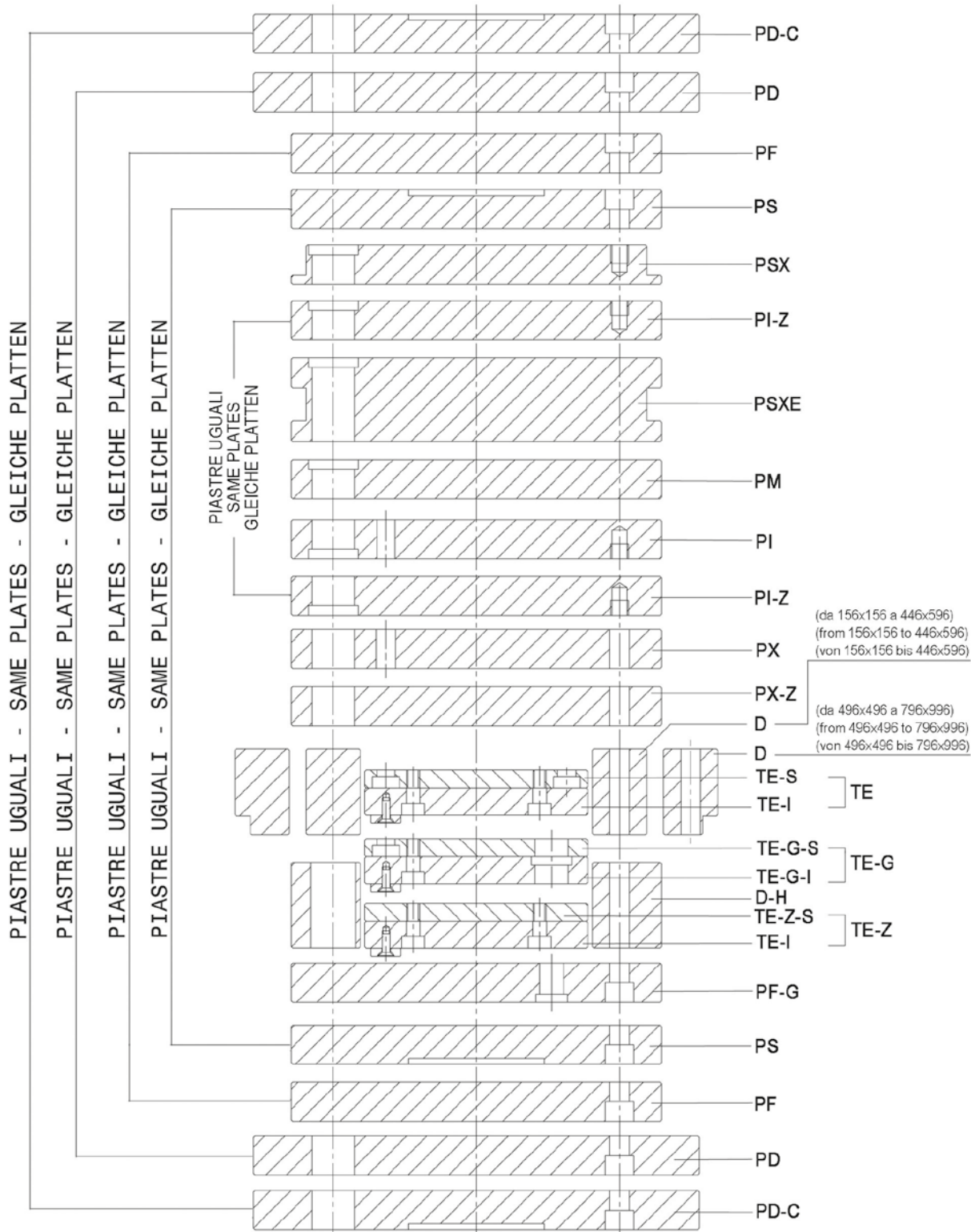
... X ...

Altre dimensioni a richiesta accedendo al configuratore online, nella sezione ...x...
Other dimensions on request by accessing the online configurator, in the section ...x...
Andere Abmessungen auf Anfrage mit Anmeldung zu unserem online Konfigurator in der Abt. ...x...

DENOMINAZIONE DELLE PIASTRE

PLATES DENOMINATION

BESCHREIBUNG DER PLATTEN



PIASTRE IN ACCIAIO FRESATE CON DIMENSIONI A RICHIESTA (TIPO G)

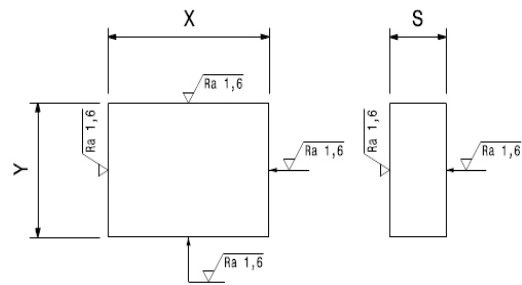
MILLED STEEL PLATES WITH DIMENSIONS ON REQUEST (TYPE G)

GEFRÄSTEN STAHLPLATTEN MIT ABMESSUNGEN AUF ANFRAGE (TYP G)

Tolleranze - Tolerances - Toleranzen

DIMENSIONI - DIMENSIONS - ABMESSUNGEN	TOL.
Y (156 ÷ 796)	*
X (156 ÷ 996)	*
S (22 ÷ 196)	*

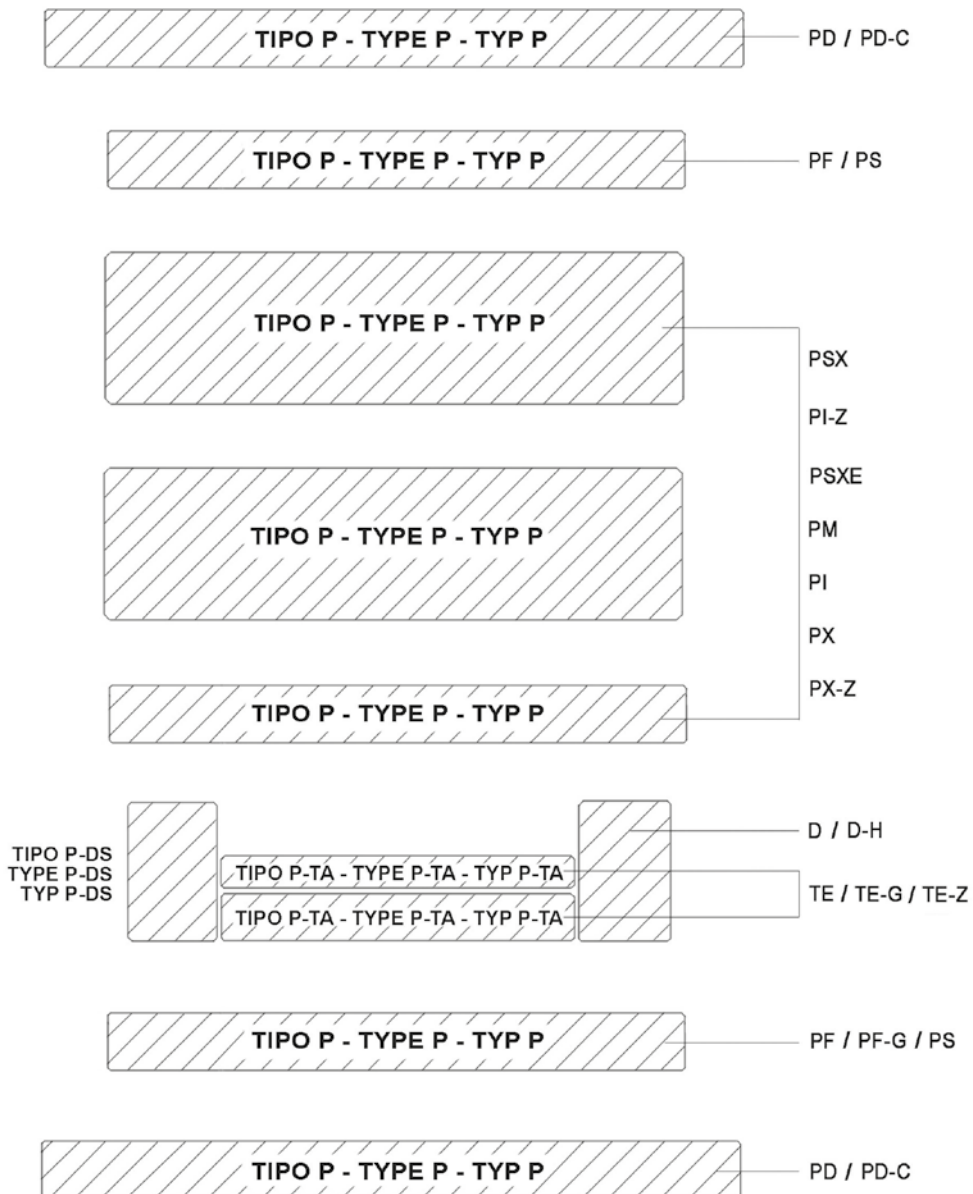
* contattare ufficio vendite
 * contact sales
 * kontakt Vertriebsbüro



SCHEMA PIASTRE TIPO P

P-PLATES DIAGRAM

P-PLATTENSCHEMA



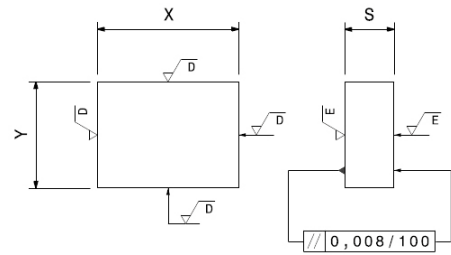
PIASTRE TIPO P

P-PLATES

P-PLATTEN

Tolleranze e Rugosità - Tolerances and Roughness - Toleranzen und Rauheit

SERIE	X	Y	S	√D	√E
156x156 ÷ 446x596	+0,8 / +0,6	+0,8 / +0,6	+0,25 / +0,15	Ra 1,6	Ra 1,0
496x496 ÷ 796x996	±0,2	±0,2	+0,25 / +0,15	Ra 1,6	Ra 1,0



SERIE (YxX)	S (1.1730 / TOOLOX 33 / ROYALLOY)											S (1.1730 / 1.2311 / 1.2738)				
	22	26	27	36	46	56	66	76	86	96	106	116	136	146	156	196
156 x 156	-	-	-	-	-	-	-	-	-	-	-	-	-	-	-	-
156 x 196	-	-	-	-	-	-	-	-	-	-	-	-	-	-	-	-
156 x 206	-*	-	-*	-	-	-	-	-	-	-	-	-	-	-	-	-
156 x 246	-	-	-	-	-	-	-	-	-	-	-	-	-	-	-	-
196 x 196	-	-	-	-	-	-	-	-	-	-	-	-	-	-	-	-
196 x 206	-*	-	-*	-	-	-	-	-	-	-	-	-	-	-	-	-
196 x 246	-	-	-	-	-	-	-	-	-	-	-	-	-	-	-	-
196 x 296	-	-	-	-	-	-	-	-	-	-	-	-	-	-	-	-
196 x 346	-	-	-	-	-	-	-	-	-	-	-	-	-	-	-	-
246 x 246	-	-	-	-	-	-	-	-	-	-	-	-	-	-	-	-
246 x 296	-	-	-	-	-	-	-	-	-	-	-	-	-	-	-	-
246 x 346	-	-	-	-	-	-	-	-	-	-	-	-	-	-	-	-
246 x 396	-	-	-	-	-	-	-	-	-	-	-	-	-	-	-	-
296 x 296	-	-	-	-	-	-	-	-	-	-	-	-	-	-	-	-
296 x 346	-	-	-	-	-	-	-	-	-	-	-	-	-	-	-	-
296 x 396	-	-	-	-	-	-	-	-	-	-	-	-	-	-	-	-
296 x 446	-	-	-	-	-	-	-	-	-	-	-	-	-	-	-	-
346 x 346	-	-	-	-	-	-	-	-	-	-	-	-	-	-	-	-
346 x 396	-	-	-	-	-	-	-	-	-	-	-	-	-	-	-	-
346 x 446	-	-	-	-	-	-	-	-	-	-	-	-	-	-	-	-
346 x 496	-	-	-	-	-	-	-	-	-	-	-	-	-	-	-	-
396 x 396	-	-*	-*	-	-	-	-	-	-	-	-	-	-	-0	-	-
396 x 446	-	-*	-*	-	-	-	-	-	-	-	-	-	-	-0	-	-
396 x 496	-	-*	-*	-	-	-	-	-	-	-	-	-	-	-0	-	-
396 x 546	-	-*	-*	-	-	-	-	-	-	-	-	-	-	-0	-	-
446 x 446	-	-*	-*	-	-	-	-	-	-	-	-	-	-	-0	-	-
446 x 496	-	-*	-*	-	-	-	-	-	-	-	-	-	-	-0	-	-
446 x 546	-	-*	-*	-	-	-	-	-	-	-	-	-	-	-0	-	-
446 x 596	-	-*	-*	-	-	-	-	-	-	-	-	-	-	-0	-	-
496 x 496	-	-	-	-	-	-	-	-	-	-	-	-	-	-	-	-
496 x 546	-	-	-	-	-	-	-	-	-	-	-	-	-	-	-	-
496 x 596	-	-	-	-	-	-	-	-	-	-	-	-	-	-	-	-
496 x 696	-	-	-	-	-	-	-	-	-	-	-	-	-	-	-	-
496 x 796	-	-	-	-	-	-	-	-	-	-	-	-	-	-	-	-
496 x 896	-	-	-	-	-	-	-	-	-	-	-	-	-	-	-	-
496 x 996	-	-	-	-	-	-	-	-	-	-	-	-	-	-	-	-
546 x 546	-	-	-	-	-	-	-	-	-	-	-	-	-	-	-	-
546 x 596	-	-	-	-	-	-	-	-	-	-	-	-	-	-	-	-
546 x 696	-	-	-	-	-	-	-	-	-	-	-	-	-	-	-	-
546 x 796	-	-	-	-	-	-	-	-	-	-	-	-	-	-	-	-
546 x 896	-	-	-	-	-	-	-	-	-	-	-	-	-	-	-	-
546 x 996	-	-	-	-	-	-	-	-	-	-	-	-	-	-	-	-
596 x 596	-	-	-	-	-	-	-	-	-	-	-	-	-	-	-	-
596 x 696	-	-	-	-	-	-	-	-	-	-	-	-	-	-	-	-
596 x 796	-	-	-	-	-	-	-	-	-	-	-	-	-	-	-	-
596 x 896	-	-	-	-	-	-	-	-	-	-	-	-	-	-	-	-
596 x 996	-	-	-	-	-	-	-	-	-	-	-	-	-	-	-	-
696 x 696	-	-	-	-	-	-	-	-	-	-	-	-	-	-	-	-
696 x 796	-	-	-	-	-	-	-	-	-	-	-	-	-	-	-	-
696 x 896	-	-	-	-	-	-	-	-	-	-	-	-	-	-	-	-
696 x 996	-	-	-	-	-	-	-	-	-	-	-	-	-	-	-	-
796 x 796	-	-	-	-	-	-	-	-	-	-	-	-	-	-	-	-
796 x 896	-	-	-	-	-	-	-	-	-	-	-	-	-	-	-	-
796 x 996	-	-	-	-	-	-	-	-	-	-	-	-	-	-	-	-

-* : solo/only/nur 1.1730

-0 : solo/only/nur 1.1730 / 1.2738 / Royallooy

Altri materiali sono disponibili a richiesta (1.2085 - 1.2714 - alluminio...)

Other materials available on request (1.2085 - 1.2714 - aluminium...)

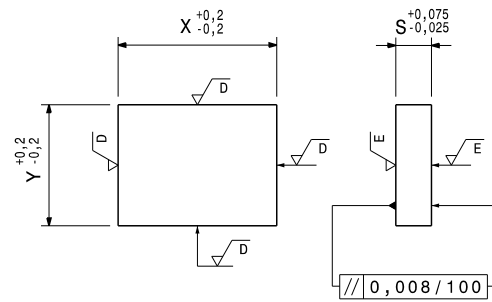
Andere Materialien auf Anfrage verfügbar (1.2085 - 1.2714 - Aluminium...)



TAVOLINI TIPO P-TA
P-TA EJECTION PLATE
AUSWERFERPAKET TYP P-TA

Rugosità - Roughness - Rauheit

SERIE	\sqrt{D}	\sqrt{E}
156x156 ÷ 446x596	Ra 1,6	Ra 1,0
496x496 ÷ 796x996	Ra 1,6	Ra 1,0



SERIE	Y x X	S (1.1730)							
		12	16	18	22	27	36	46	
156 x 156	78 x 156	-		-					
156 x 196	78 x 196	-		-					
156 x 246	78 x 246	-		-					
196 x 196	116 x 196	-		-					
196 x 246	116 x 246	-		-					
196 x 296	116 x 296	-		-					
196 x 346	116 x 346	-		-					
246 x 246	148 x 246	-		-					
246 x 296	148 x 296	-		-					
246 x 346	148 x 346	-		-					
246 x 396	148 x 396	-		-					
296 x 296	186 x 296		-		-				
296 x 346	186 x 346		-		-				
296 x 396	186 x 396		-		-				
296 x 446	186 x 446		-		-				
346 x 346	234 x 346		-		-				
346 x 396	234 x 396		-		-				
346 x 446	234 x 446		-		-				
346 x 496	234 x 496		-		-				
396 x 396	268 x 396		-		-				
396 x 446	268 x 446		-		-				
396 x 496	268 x 496		-		-				
396 x 546	268 x 546		-		-				
446 x 446	316 x 446				-				
446 x 496	316 x 496				-				
446 x 546	316 x 546				-				
446 x 596	316 x 596				-				
496 x 496	368 x 496				-		-		
496 x 546	368 x 546				-		-		
496 x 596	368 x 596				-		-		
496 x 696	368 x 696				-		-		
496 x 796	324 x 796						-		
496 x 896	324 x 896						-		
496 x 996	324 x 996						-		
546 x 546	418 x 546						-		
546 x 596	418 x 596						-		
546 x 696	418 x 696						-		
546 x 796	374 x 796						-		
546 x 896	374 x 896						-		
546 x 996	374 x 996						-		
596 x 596	468 x 596						-		
596 x 696	424 x 696						-		
596 x 796	424 x 796						-		
596 x 896	424 x 896						-		
596 x 996	424 x 996						-		
696 x 696	524 x 696						-		
696 x 796	524 x 796						-		
696 x 896	524 x 896						-		
696 x 996	524 x 996						-		
796 x 796	624 x 796								-
796 x 896	624 x 896								-
796 x 996	624 x 996								-

Altri materiali sono disponibili a richiesta (1.2085 - 1.2714 - alluminio...)
 Other materials available on request (1.2085 - 1.2714 - aluminium...)
 Andere Materialien auf Anfrage verfügbar (1.2085 - 1.2714 - Aluminium...)

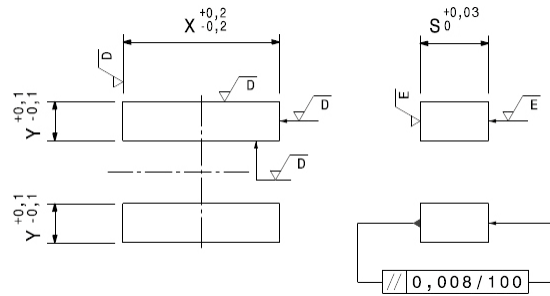
DISTANZIALI TIPO P-DS

P-DS SPACERS

LEISTEN TYP P-DS

Rugosità - Roughness - Rauheit

SERIE	\sqrt{D}	\sqrt{E}
156x156 ÷ 446x596	Ra 1,6	Ra 1,0
496x496 ÷ 796x996	Ra 1,6	Ra 1,0



SERIE	Y x X	S (1.1730)												
		57	66	76	77	86	96	97	116	117	136	147	156	
156 x 156	28 x 156	-			-									
156 x 196	28 x 196	-			-									
156 x 246	28 x 246	-			-									
196 x 196	28 x 196	-			-				-					
196 x 246	28 x 246	-			-				-					
196 x 296	28 x 296	-			-				-					
196 x 346	28 x 346	-			-				-					
246 x 246	36 x 246	-			-				-					
246 x 296	36 x 296	-			-				-					
246 x 346	36 x 346	-			-				-					
246 x 396	36 x 396	-			-				-					
296 x 296	42 x 296	-			-				-					
296 x 346	42 x 346	-			-				-					
296 x 396	42 x 396	-			-				-					
296 x 446	42 x 446	-			-				-					
346 x 346	42 x 346				-					-				
346 x 396	42 x 396				-					-				
346 x 446	42 x 446				-					-				
346 x 496	42 x 496				-					-				
396 x 396	48 x 396				-					-				
396 x 446	48 x 446				-					-				
396 x 496	48 x 496				-					-				
396 x 546	48 x 546				-					-				
446 x 446	48 x 446				-					-				
446 x 496	48 x 496				-					-				
446 x 546	48 x 546				-					-				
446 x 596	48 x 596				-					-				
496 x 496	62 x 496		-	-			-			-				
496 x 546	62 x 546		-	-			-			-				
496 x 596	62 x 596		-	-			-			-				
496 x 696	62 x 696		-	-			-			-				
496 x 796	84 x 796						-			-				-
496 x 896	84 x 896						-			-				-
496 x 996	84 x 996						-			-				-
546 x 546	62 x 546			-			-			-				
546 x 596	62 x 596			-			-			-				
546 x 696	62 x 696			-			-			-				
546 x 796	84 x 796						-			-				-
546 x 896	84 x 896						-			-				-
546 x 996	84 x 996						-			-				-
596 x 596	62 x 596			-			-			-				
596 x 696	84 x 696			-			-			-				
596 x 796	84 x 796			-			-			-				
596 x 896	84 x 896			-			-			-				
596 x 996	84 x 996			-			-			-				
696 x 696	84 x 696			-			-			-				
696 x 796	84 x 796						-			-				-
696 x 896	84 x 896						-			-				-
696 x 996	84 x 996						-			-				-
796 x 796	84 x 796						-			-				-
796 x 896	84 x 896						-			-				-
796 x 996	84 x 996						-			-				-

Altri materiali sono disponibili a richiesta (1.2085 - 1.2714 - alluminio...)
 Other materials available on request (1.2085 - 1.2714 - aluminium...)
 Andere Materialien auf Anfrage verfügbar (1.2085 - 1.2714 - Aluminium...)



MATERIALE DI IMPIEGO
MATERIAL USED
WERKSTOFF FÜR DEN GEBRAUCH

MATERIALE	DESIGNAZIONE	ANALISI CHIMICA INDICATIVA (%)	Rm (N/mm ²)	STATO DI FORNITURA	DISPONIBILITÀ
MATERIAL	DESIGNATION	INDICATIVE CHEMICAL ANALYSIS (%)	Rm (N/mm ²)	SUPPLIED AS	AVAILABILITY
MATERIALIEN	BEZEICHNUNG	CHEMISCHE ANALYSERICHTWERTE (%)	Rm (N/mm ²)	LIEFERSTATUS	VERFÜGBARKEIT
1.1730	C45U	C 0,45 Si 0,30 Mn 0,70	-640	Disteso Stress relieved Spannungsarmgeglüht	Magazzino From stock ab Lager
TOOLOX 33		C 0,22÷0,24 Si 0,6÷1,1 Mn 0,80 Cr 1÷1,2 Mo 0,30 V 0,10÷0,11	-980	Prebonificato Prehardened Vorvergütet	Magazzino From stock ab Lager
ROYALLOY		C 0,05 Si 0,40 Mn 1,20 Cr 12,6 S 0,12	~1070	Prebonificato Prehardened Vorvergütet	Magazzino From stock ab Lager
TOOLOX 44		C 0,32 Si 0,6÷1,1 Mn 0,80 Cr 1,35 Mo 0,80 V 0,14	~1450	Prebonificato Prehardened Vorvergütet	A richiesta On request auf Anfrage
1.2311	40CrMnMo7	C 0,35÷0,45 Si 0,20÷0,40 Mn 1,30÷1,60 Cr 1,80÷2,10 Mo 0,15÷0,25	~1080	Prebonificato Prehardened Vorvergütet	A richiesta On request auf Anfrage
1.2312	40CrMnMoS8-6	C 0,35÷0,45 Si 0,30÷0,50 Mn 1,40÷1,60 Cr 1,20÷2,00 Mo 0,15÷0,25 S 0,05÷0,10	~1080	Prebonificato Prehardened Vorvergütet	A richiesta On request auf Anfrage
1.2083	X40Cr14	C 0,36÷0,42 Si max. 1 Mn max. 1 Cr 12,50÷14,50	~780	Ricotto Annealed Geglüht	A richiesta On request auf Anfrage
1.2085	X33CrS16	C 0,28÷0,38 Si max. 1 Mn max. 1 Cr 15,00÷17,00 S 0,050÷0,10 Ni max. 1	~1080	Bonificato Hardened and tempered Vorvergütet	A richiesta On request auf Anfrage
1.2738	40CrMnNiMo 8.6.4	C 0,35÷0,45 Si 0,20÷0,30 Mn 1,30÷1,60 Cr 1,80÷2,10 Mo 0,15÷0,25 Ni 0,90÷1,20	~1000	Bonificato Hardened and tempered Vorvergütet	A richiesta On request auf Anfrage
1.2714	55NiCrMoV7	C 0,50÷0,60 Si 0,10÷0,40 Mn 0,60÷0,90 Cr 0,80÷1,20 Mo 0,35÷0,55 Ni 1,50÷1,80	~1200	Bonificato Hardened and tempered Vorvergütet	A richiesta On request auf Anfrage
1.2343	X37CrMoV5-1	C 0,36÷0,42 Si 0,90÷1,20 Mn 0,30÷0,50 Cr 4,80÷5,50 Mo 1.10÷1.40 V 0,25÷0,50	~780	Ricotto Annealed Geglüht	A richiesta On request auf Anfrage
1.2344	X40CrMoV5-1	C 0,35÷0,42 Si 0,80÷1,20 Mn 0,25÷0,50 Cr 4,80÷5,50 Mo 1,20÷1,50 V 0,85÷1,15	~800	Ricotto Annealed Geglüht	A richiesta On request auf Anfrage
1.2767	45NiCrMo16	C 0,40÷0,50 Si 0,10÷0,40 Mn 0,20÷0,50 Cr 1,20÷1,50 Mo 0,15÷0,35 Ni 3,80÷4,30	~830	Ricotto Annealed Geglüht	A richiesta On request auf Anfrage
1.2379	X153CrMoV12	C 1,50÷1,60 Si 0,10÷0,40 Mn 0,15÷0,45 Cr 11,0÷12,0 Mo 0,60÷0,80 V 0,90÷1,10	~830	Ricotto Annealed Geglüht	A richiesta On request auf Anfrage

Altri materiali sono disponibili a richiesta (1.2162 - 1.2210 - 1.2842...)
 Other materials available on request (1.2162 - 1.2210 - 1.2842...)
 Andere Materialien auf Anfrage verfügbar (1.2162 - 1.2210 - 1.2842...)



ACCIAIO 1.1730

STEEL 1.1730

STAHL 1.1730

C	Si	Mn
0,45	0,3	0,7

Acciaio per utensili con elevata lavorabilità ed omogeneità micro strutturale

Caratteristiche:

- Ottima lavorabilità
- Buona saldabilità
- Buona stabilità dimensionale e resistenza all'usura
- Buona attitudine a lucidatura e fotoincisione
- Durezza uniforme inferiore a 207HB

Applicazioni:

- Portastampi
- Stampi iniezione gomma
- Stampi per compressione

Tool steel with high workability and micro structural consistency

Features:

- Good machinability
- Good weldability
- Good dimensional stability and wear resistance
- Good attitude to polishing and texturing
- Uniform hardness less than 207HB

Applications:

- Mold bases
- Rubber injection molds
- Compression molds

Werkzeugstahl mit hochwertiger Bearbeitbarkeit Mikrostruktur-Homogenität

Merkmale:

- Gute Bearbeitbarkeit
- Gute Schweißbarkeit
- Gute Dimensionsstabilität und Verschleißfestigkeit
- Gute Einstellung zum Polieren und Photogravur
- Gleichmäßige Härte weniger als 207HB

Anwendungen:

- Formenbau
- Gummi Spritzgussformen
- Presswerkzeuge

Trattamento termico di distensione: Tutte le lamiere in acciaio 1.1730, prima di essere lavorate, vengono sottoposte ad un trattamento termico di distensione, finalizzato ad alleviare le tensioni residue interne al materiale e creare, di conseguenza, migliori condizioni di lavorazione e bassa deformazione. Il materiale è trattato in un forno a campana (capacità di 50 t). Il pezzo trattato rimane in temperatura (580°C) per un tempo minimo di 5 ore e viene raffreddato lentamente a 35°C/h fino a temperatura ambiente (vedere grafico in figura 1).

Stress relieving: Prior to processing, all 1.1730 steel plate are stress relieved in order to reduce internal stresses and to create, consequently, the best conditions for processing with limited deformation. All materials are heat treated in a bell furnace (capacity 50 t). The heat treated part is kept at temperature (580°C) for at least 5 hours and is slowly cooled, with a ramp of 35°C/h, to room temperature (see the graph shown in figure 1).

Spannungsarmegeglüht: Alle 1.1730-Stahlbleche werden vor der Verarbeitung spannungsarmgeglüht, um Restspannungen im Material zu senken und somit bessere Verarbeitungsbedingungen und eine geringe Deformation zu erreichen. Das Material wird in einem Haubenglühofen (Kapazität 50 t) behandelt. Das behandelte Teil wird über einen Zeitraum (580°C) von mindestens 5 Stunden auf Temperatur gehalten und langsam 35°C/h auf Raumtemperatur herunter gekühlt (siehe Grafik in Abbildung 1).

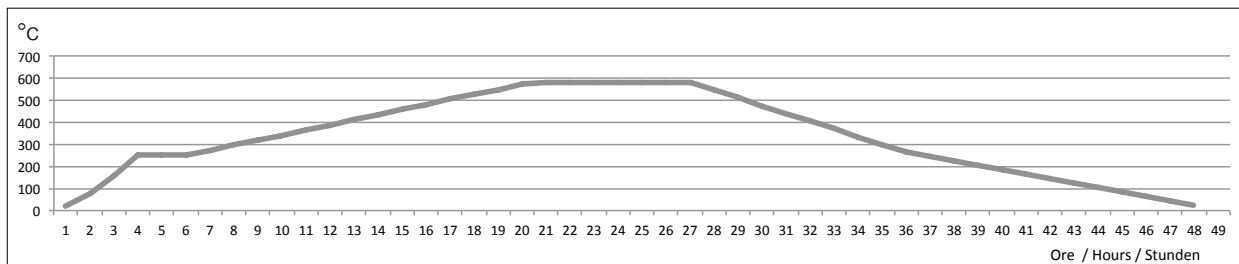


Figura 1 - Figure 1 - Abbildung 1



TOOLOX 33
 TOOLOX 33
 TOOLOX 33

C	Si	Mn	Cr	Mo	V
0,22-0,24	0,6-1,1	0,8	1,0-1,2	0,30	0,10-0,11

Acciaio per utensili pretemprato di elevata durezza, con ottima stabilità dimensionale e resistenza.

Caratteristiche:

- Eccellente lavorabilità
- Eccellente saldabilità
- Buona duttilità
- Ottima stabilità dimensionale
- Ottima lucidabilità
- Durezza uniforme di 275-325 HB

Applicazioni:

- Portastampi
- Stampi iniezione plastica e gomma anche con finitura superficiale elevata

Pre-hardened tool steel with high toughness, with excellent dimensional stability and resistance.

Features:

- Excellent workability
- Excellent weldability
- Good flexibility
- Excellent dimensional stability
- Superior polishing
- Uniform hardness 275-325 HB

Applications:

- Mold bases
- Plastic and rubber injection molds even with high surface finishing

Vorgehärteter Werkzeugstahl mit hoher Härte, mit ausgezeichneter Dimensionsstabilität und Beständigkeit.

Merkmale:

- Hervorragende Bearbeitbarkeit
- Hervorragende Schweißbarkeit
- Gute Flexibilität
- Ausgezeichnete Dimensionsstabilität
- Superior Polieren
- Gleichmäßige Härte 275-325 HB

Anwendungen:

- Formenbau
- Kunststoff und Gummi
- Spritzgussformen auch bei hohen
- Oberflächennachbehandlung



C	Si	Mn	Cr	S
0,05	0,4	1,2	12,6	0,12

Acciaio per utensili pretemprato con elevata resistenza alla corrosione e lavorabilità.

Caratteristiche:

- Eccellente lavorabilità
- Buona resistenza alla corrosione
- Ottima saldabilità
- Buona duttilità
- Buona stabilità dimensionale
- Durezza uniforme di 290-330HB

Applicazioni:

- Portastampi
- Stampi iniezione plastica e gomma con finitura superficiale non elevata

Pre-hardened tool steel with high corrosion resistance and workability.

Features:

- Excellent machinability
- Good corrosion resistance
- Excellent weldability
- Good flexibility
- Good dimensional stability
- Hardness uniform 290-330HB

Applications:

- Mold bases
- Plastic and rubber injection molds with acceptable surface finishing

Vorgehärteter Werkzeugstahl mit hoher Korrosionsbeständigkeit und Bearbeitbarkeit.

Merkmale:

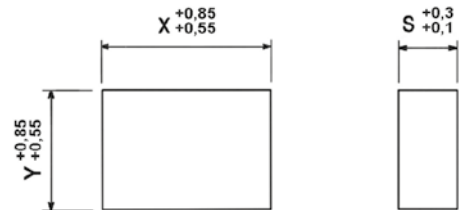
- Ausgezeichnete Bearbeitbarkeit
- Gute Korrosionsbeständigkeit
- Hervorragende Schweißbarkeit
- Gute Flexibilität
- Gute Dimensionsstabilität
- Gleichmäßige Härte 290-330HB

Anwendungen:

- Formenbau
 - Kunststoff und Gummi
 - Spritzgussformen mit standard Oberflächennachbehandlung
-

PIASTRE IN LEGHE DI ALLUMINIO
ALUMINIUM ALLOY PLATES
PLATTEN AUS ALUMINIUMLEGIERUNGEN

Le piastre sono fornibili con misure a richiesta
 The plates can be provided in sizes on request
 Die Platten können nach Maß geliefert werden



CARATTERISTICHE TECNICHE E TECNOLOGICHE <i>TECHNICAL AND TECHNOLOGICAL CHARACTERISTICS</i> <i>TECHNISCHE UND TECHNOLOGISCHE EIGENSCHAFTEN</i>	7000F	UNI EN-AW 7075 T651		
		S 30 - 60 mm	S 60 - 90 mm	S 100 - 120 mm
Carico di rottura R _m (MPa) Load to break R _m (MPa) Bruchlast R _m (MPa)	350 - 370	530	495	410
Carico di snervamento R _{p0,2} (MPa) Yield strenght R _{p0,2} (MPa) Streckgrenze R _{p0,2} (MPa)	310 - 330	460	390 - 420	300
Durezza HB Hardness HB Härte HB	120 - 130	155	145	120
Massima temperatura sforzi prolungati Maximum temperature prolonged stress Maximale Temperatur lange Belastungen	120°C	120°C	120°C	120°C
Massima temperatura sforzi brevi Maximum temperature brief stress Maximale Temperatur kurze Belastungen	160°C	160°C	160°C	160°C

7000F: il materiale ha caratteristiche isotrope, quindi i valori sono uniformi all' interno della piastra e non subiscono variazioni a seconda della direzione degli sforzi.

UNI EN-AW 7075 T651: i valori della lega 7075 sono regolamentati dalla norma UNI EN 485-2. Si tenga presente che il materiale è anisotropo e che le prove meccaniche imposte dalle norme sono eseguite sempre nel senso di laminazione; in senso trasversale i valori possono risultare, nelle piastre con spessori bassi, inferiori del 10-15%. La durezza HB non è regolamentata dalle norme UNI EN 485-2, ma è riportata come valore tipico.

Entrambe le leghe possono essere trattate con "ossidazione nera dura" o con trattamento GHA, che per uno spessore di 60 micron elevano la durezza superficiale fino a 55 HRC.

Le leghe presentano un' eccellente attitudine alle lavorazioni per asportazione di truciolo, in particolare se paragonate ad un acciaio comune come il C40: tempi di lavorazione ridotti del 20-40%, usura utensili ridotta di oltre il 60%. Ottima lucidabilità.

7000F: the material is isotropic, therefore the values are uniform across the plate and do not vary based on the direction of stress.

UNI EN-AW 7075 T651: the values for alloy 7075 are regulated by the UNI EN 485-2 standard. Bear in mind that the material is anisotropic and that the mechanical tests determined by the standard are always performed in the lamination direction; in the cross direction the values can be 10% to 15% lower for low thickness plates. HB hardness is not required according to the UNI EN 485-2 standard; rather, it is provided as a typical value.

Both alloys can be treated with "hard black oxide" or GHA coating; the latter can, at a thickness of 60 micron, increase the surface hardness to about 55 HRC.

Alloys have excellent machinability for its chip removal, especial when compared to a common steel such as C40: machining times cut by 20% to 40%, tool wear cut by more than 60%. Excellent polishing.

7000F: Das Material hat isotropische Eigenschaften, daher sind die Werte innerhalb der Platte gleichmäßig und erfahren keine Änderungen in Abhängigkeit mit der Belastungsrichtung.

UNI EN-AW 7075 T651: Die Werte der Legierung 7075 werden von der Norm UNI EN 485-2 geregelt. Beachten Sie, dass das Material anisotrop ist und dass die von der Norm vorgeschriebenen mechanischen Prüfungen immer in Walzrichtung durchgeführt werden; in Querrichtung können die Werte, insbesondere bei Platten mit niedriger Stärke, um 10-15% geringer ausfallen. Die Härte HB ist nicht von den Normen UNI EN 485-2 geregelt, wird jedoch als typischer Wert angegeben.

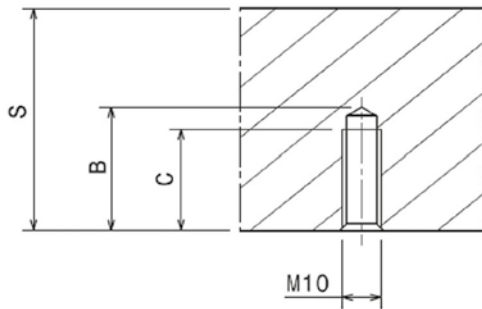
Beide Legierungen können mit „schwarzer Harteloxierung“ oder mit GHA-Behandlung behandelt werden, wobei die Oberflächenhärte bei einer Stärke von 60 Mikron bis etwa 55 HRC erhöht werden kann.

Die Legierung eignet sich hervorragend für die mechanische Zerspanung, insbesondere im Vergleich zu herkömmlichen Stählen wie C40: Um 20-40% kürzere Bearbeitungszeiten, über 60% geringerer Werkzeugverschleiß. Polierfähigkeit Hervorragend.

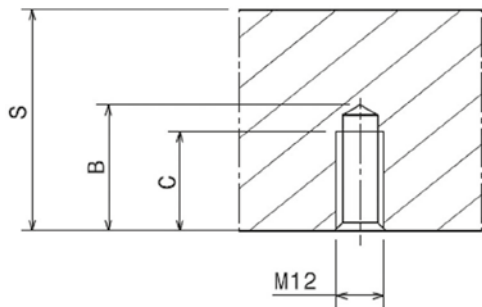
CARATTERISTICHE DIMENSIONALI FILETTI

THREAD SIZE SPECIFICATIONS

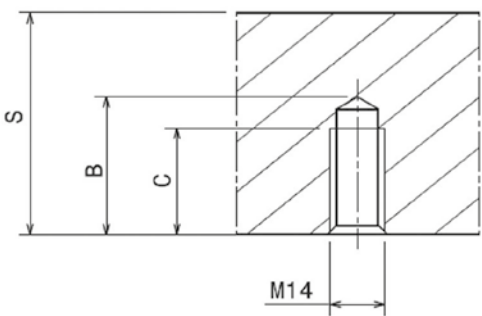
GRÖSSENEIGENSCHAFTEN GEWINDE



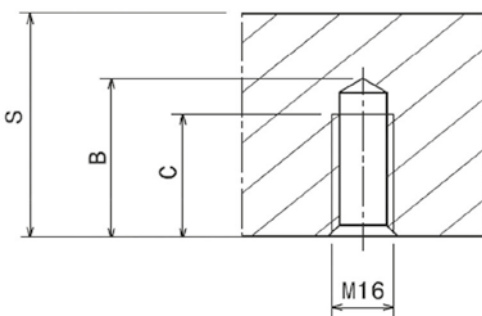
M10		
S	B	C
= 22	21	17
>22	24	18



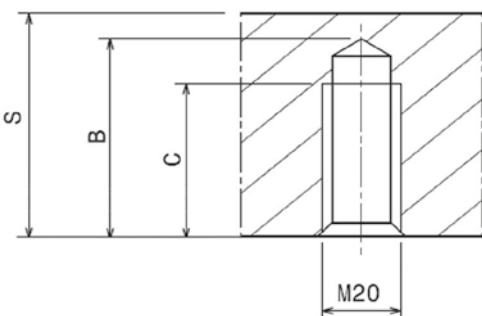
M12		
S	B	C
= 26	25	20.5
>26	28	21



M14		
S	B	C
= 26	25	20
>26	34	27



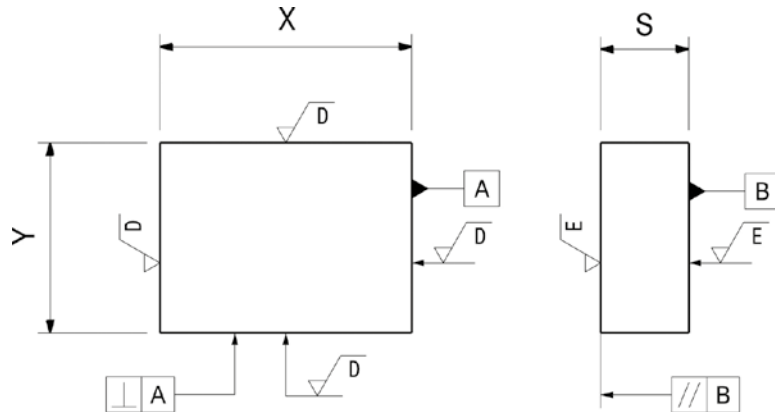
M16		
S	B	C
≈ 46	40	31



M20		
S	B	C
≈ 56	48	35

Tipo - Type - Typ

PSX, PSXE, PI-Z, PI
PM, PX, PX-Z



Tolleranze - Tolerances - Toleranzen / Rugosità - Roughness - Rauheit

SERIE	Y	X	S	⊥ A	// B	√D	√E
156x156 ÷ 446x596	± 0,02**	± 0,02**	+ 0,05/ - 0	0,008/100**	0,008/100	Ra 1,0**	Ra 1,0
496x496 ÷ 796x996*	± 0,20	± 0,20	+ 0,05/ - 0	0,05/100	0,008/100	Ra 1,6	Ra 1,0

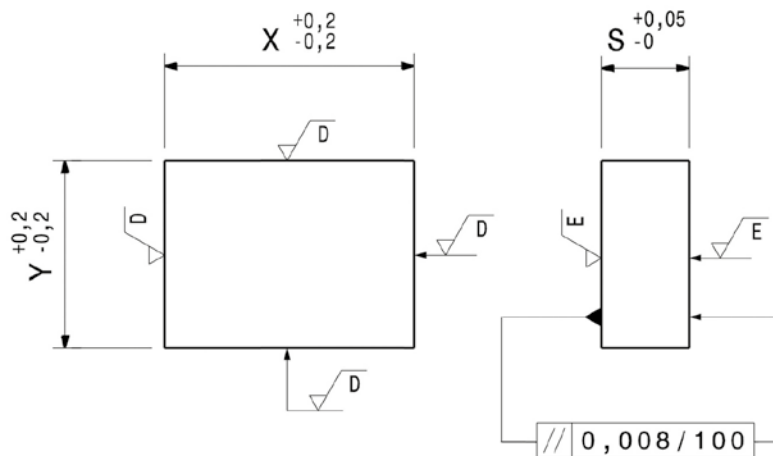
*altre dimensioni non standard a catalogo quando più piccole di 996x996

*other dimensions not standard in our catalogue when smaller than 996x996 - *anderen besonderen Abmessungen wenn kleiner als 996x996

**dati riferiti alla fascia di riferimento - **data referring to the reference band - **die Daten beziehen sich auf der Bezugskante

Tipo - Type - Typ

PS, PD, PD-C, PF, PF-G



Rugosità - Roughness - Rauheit

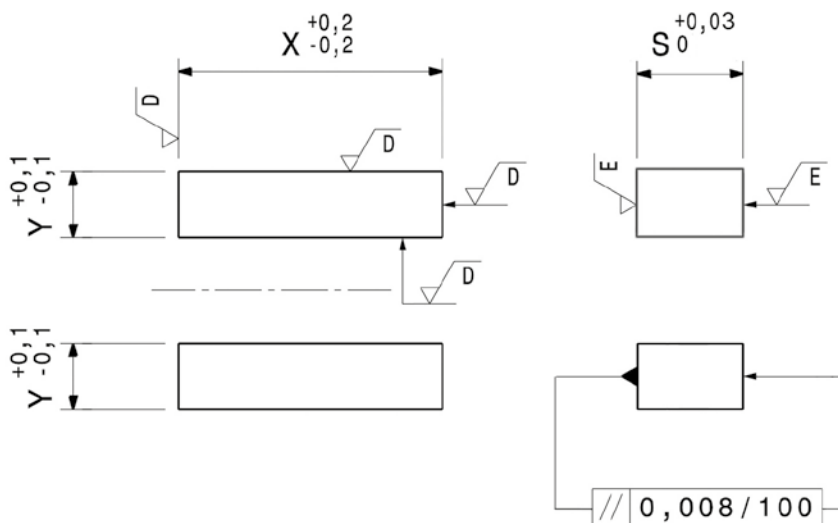
SERIE	√D	√E
156x156 ÷ 446x596	Ra 1,6	Ra 1,0
496x496 ÷ 796x996*	Ra 1,6	Ra 1,0

*altre dimensioni non standard a catalogo quando più piccole di 996x996

*other dimensions not standard in our catalogue when smaller than 996x996

*anderen besonderen Abmessungen wenn kleiner als 996x996

Tipo - Type - Typ
D, D-H

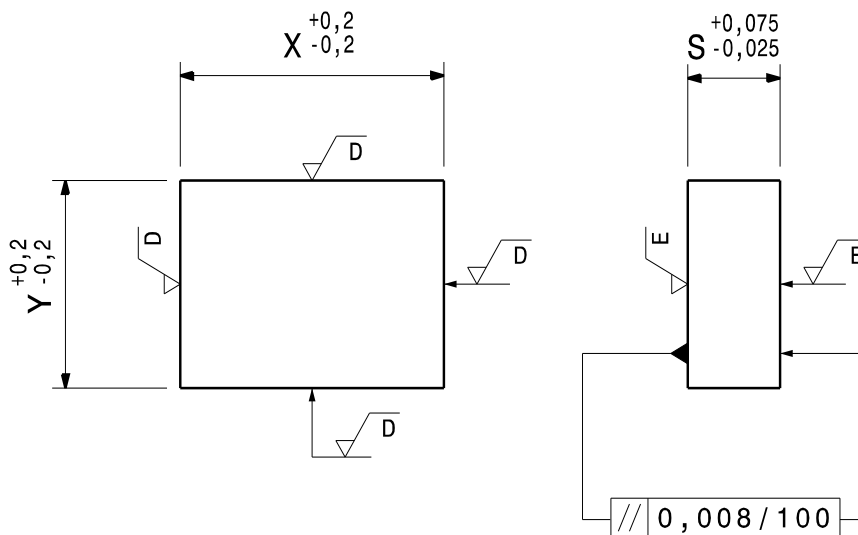


Rugosità - Roughness - Rauheit

SERIE	\sqrt{D}	\sqrt{E}
156x156 ÷ 446x596	Ra 1,6	Ra 1,0
496x496 ÷ 796x996*	Ra 1,6	Ra 1,0

*altre dimensioni non standard a catalogo quando più piccole di 996x996
*other dimensions not standard in our catalogue when smaller than 996x996
*anderen besonderen Abmessungen wenn kleiner als 996x996

Tipo - Type - Typ
TE, TE-Z

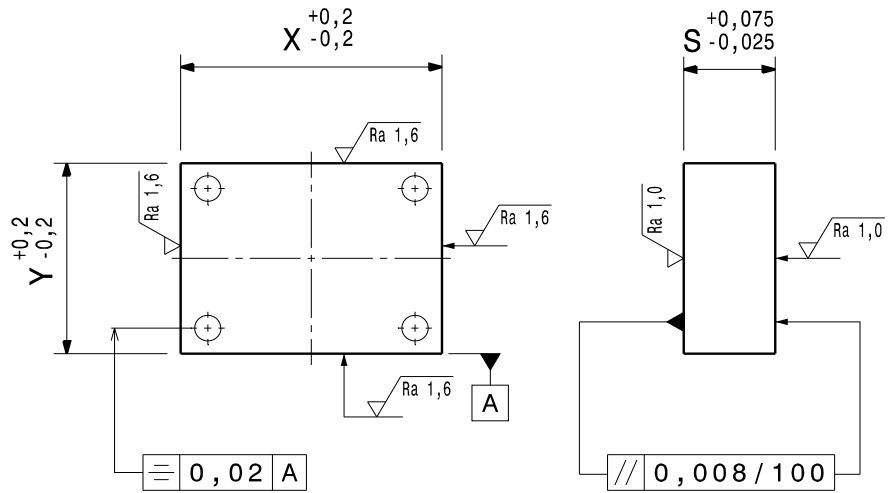


Rugosità - Roughness - Rauheit

SERIE	\sqrt{D}	\sqrt{E}
156x156 ÷ 446x596	Ra 1,6	Ra 1,0
496x496 ÷ 796x996*	Ra 1,6	Ra 1,0

*altre dimensioni non standard a catalogo quando più piccole di 996x996
*other dimensions not standard in our catalogue when smaller than 996x996
*anderen besonderen Abmessungen wenn kleiner als 996x996

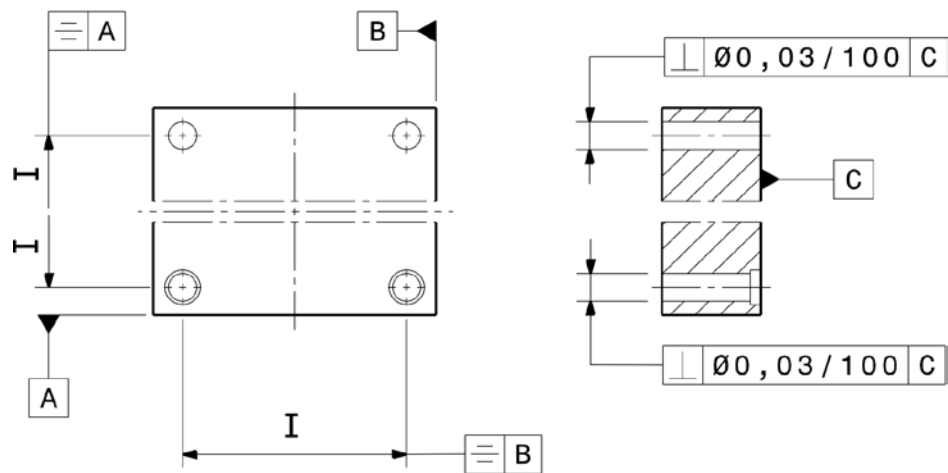
Tipo - Type - Typ
TE-G



TOLLERANZE VALIDE PER LE PIASTRE PSX, PSXE, PI-Z, PI, PM, PX, PX-Z A CATALOGO SERIE 156X156 ÷ 446X596.

TOLERANCES VALID FOR THE PLATES PSX, PSXE, PI-Z, PI, PM, PX, PX-Z IN OUR ASSORTMENT FOR THE SERIES 156X156 ÷ 446X596.

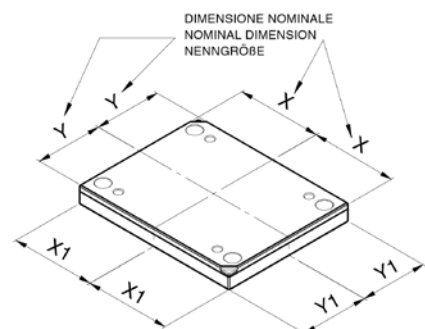
TOLERANZEN GELTEN FÜR DIE PLATTEN PSX, PSXE, PI-Z, PI, PM, PX, PX-Z IN UNSEREM SORTIMENT FÜR DIE SERIEN AB 156X156 BIS ZUM 446X596.



Tolleranze - Tolerances - Toleranzen

I	TOL.
>100 ≤ 125	± 0,010
>125 ≤ 160	± 0,010
>160 ≤ 200	± 0,010
>200 ≤ 250	± 0,010
>250 ≤ 315	± 0,010
>315 ≤ 400	± 0,012
>400 ≤ 500	± 0,012
>500 ≤ 630	± 0,014

I	A	B
≤ 296	± 0,012	± 0,012
≤ 496	± 0,012	± 0,012
≤ 630	± 0,012	± 0,012

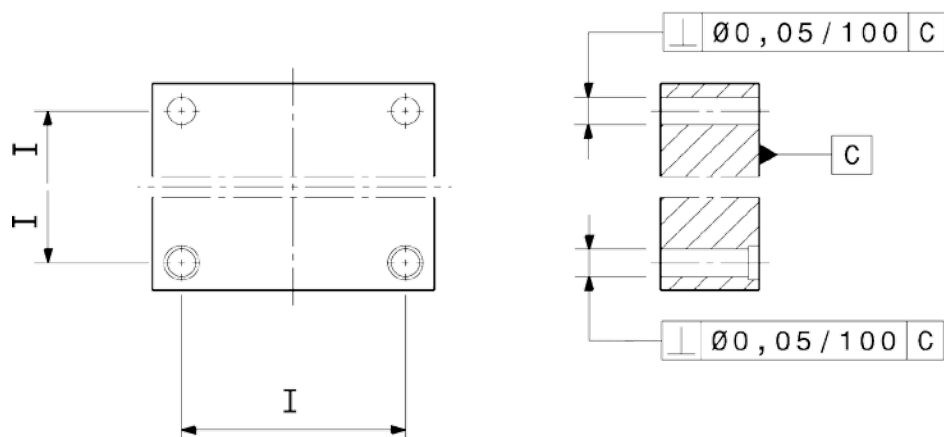


Allineamento e centratura utilizzando fascia di riferimento o fori di incolonnamento.
Alignment and centering to be done using reference band or guiding holes.
Ausrichtung und Zentrierung mit Bezugskante oder mit Führungslöchern.

TOLLERANZE VALIDE PER LE PIASTRE PSXE, PI-Z, PX-Z A CATALOGO SERIE 496X496 ÷ 796X996.

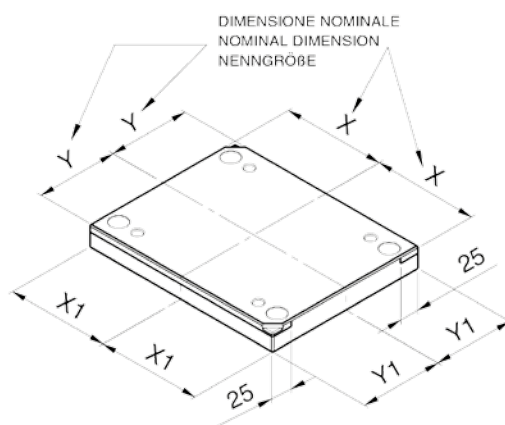
TOLERANCES VALID FOR THE PLATES PSXE, PI-Z, PX-Z IN OUR ASSORTMENT FOR THE SERIES 496X496 ÷ 796X996.

TOLLERANZEN GELTEN FÜR DIE PLATTEN PSXE, PI-Z, PX-Z IN UNSEREM SORTIMENT FÜR DIE SERIEN AB 496X496 BIS ZUM 796X996.



Tolleranze - Tolerances - Toleranzen

I	TOL.
>400 ≤ 450	± 0,02
>450 ≤ 630	± 0,025
>630 ≤ 800	± 0,025
>800 ≤ 996	± 0,025



(Disegno A / Drawing A / A Zeichnung dargestellt)

Allineamento e centratura utilizzando fori di incolonnamento.

Su richiesta è eseguibile un riferimento singolo per l'allineamento, come indicato nel disegno A.

Alignment and centering to be done using guiding holes.

On request we can offer a unique reference for the alignment, as shown in the drawing A.

Ausrichtung und Zentrierung mit Führungslöchern.

Auf Wunsch bieten wir eine einzige Referenz für die Ausrichtung an, wie in der A Zeichnung dargestellt.

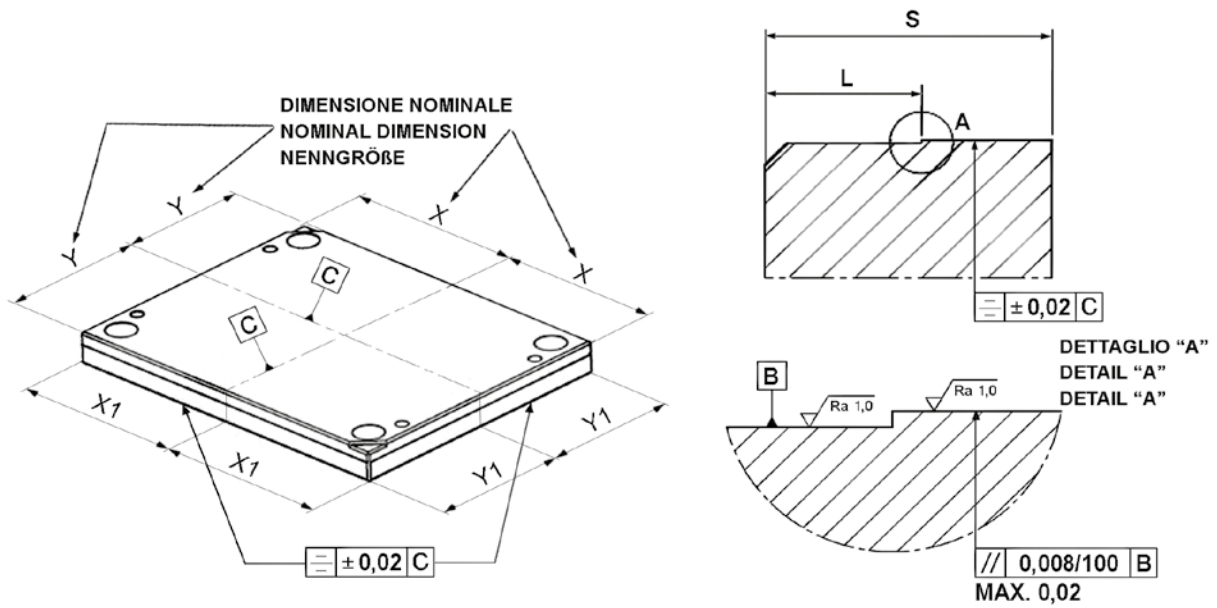
FASCIA DI RIFERIMENTO
REFERENCE BAND
BEZUGSKANTE

Pedrotti ha introdotto una speciale fascia di riferimento per le piastre PSX, PSXE, PI-Z, PI, PM, PX e PX-Z (dalla serie 156x156 alla serie 446x596), allo scopo di agevolare un preciso azzeramento e centraggio allo stampista. La fascia di riferimento è realizzata in un unico e particolare processo di lavorazione meccanica: si tratta di un'operazione estremamente accurata ed abbinata alla finitura delle sedi dei fori delle colonne (rimangono valide le tolleranze di parallelismo e rugosità finora garantite sui lati al di fuori della fascia di riferimento). La lavorazione in unico procedimento garantisce una migliore precisione dimensionale sui lati e un ideale parallelismo tra il piano della fascia e l'interasse dei fori: lo stampista può mettere a comparatore un lato della piastra, riferendosi alla fascia, con la stessa efficienza con cui può mettere a comparatore gli assi dei fori. Per quanto riguarda l'allineamento, il serraggio in morsa delle nostre piastre sulla parte fresata (con tolleranza pari alla situazione precedente) ed un eventuale riferimento (partenza) tramite l'utilizzo della stessa zona, anziché della fascia di riferimento, garantisce i medesimi risultati finora ottenuti utilizzando i nostri prodotti. La dimensione nominale delle piastre è riferita alla fascia di riferimento.

Pedrotti has introduced a special reference band for plates PSX, PSXE, PI-Z, PI, PM, PX and PX-Z (from the 156x156 series to the 446x596 series) with the objective of facilitating precise zeroing and centering for the tool maker. The reference band is made using a single, specific machining process: this is a highly accurate operation, combined with the finish of the seats of the pillar guide holes (the parallelism and roughness tolerance to date guaranteed on the sides outside the reference band remain valid). The unique machining process guarantees greater dimensional precision on the sides and an ideal parallelism between the plane of the band and the center distance of the holes: the tool maker only needs to use a comparator on one side of the plate, referring to the band, with the same efficiency that he can use the comparator on the axes of the holes. In terms of the alignment, closing the milled part of our plates (with a tolerance equal to the previous situation) in a vice and an eventual reference (start) using the same zone, rather than the reference band, guarantees the same results obtained to date using our products. The nominal dimension of the plate refers to the reference band.

Pedrotti hat eine spezielle Bezugskante für die Platten PSX, PSXE, PI-Z, PI, PM, PX und PX-Z (von Serie 156x156 bis Serie 446x596) eingeführt, um dem Werkzeugbauer die präzise Nullstellung und Zentrierung zu erleichtern. Die Bezugskante wird in einem einzigen, speziellen mechanischen Bearbeitungsprozess hergestellt: Dieser hochpräzise Vorgang wird zusammen mit der Fertigbearbeitung der Führungsbohrungen der Säulen ausgeführt (die bisher außerhalb der Bezugskante garantierten seitlichen Parallelität- und Rauhtiefetoleranzen bleiben weiterhin gültig). Die Bearbeitung in einer Aufspannung sichert eine höhere Präzision der Abmessungen an den Seiten und eine ideale Parallelität zwischen Fläche der Bezugskante und Lochabständen zu: bezogen auf die Bezugskante kann der Werkzeugbauer einen Vergleichsmesser an einer Seite der Platte anlegen und erzielt das Ergebnis mit der gleichen Effizienz, mit der er die Lochachsen ausmessen kann. Im Hinblick auf die Ausrichtung bieten das Einspannen unserer Platten mit der gefrästen Seite (mit der gleichen Toleranz wie zuvor) in den Schraubstock und ein eventueller Bezugspunkt (Startpunkt) unter Verwendung des gleichen Bereichs, an Stelle der Bezugskante, die gleichen Ergebnisse, die bisher mit unseren Produkten erzielt werden konnten. Die Nenngröße der Platten ist auf die Bezugskante bezogen.

DIMENSIONI FASCIA DI RIFERIMENTO
REFERENCE BAND DIMENSIONS
ABMESSUNGEN DER BEZUGSKANTE



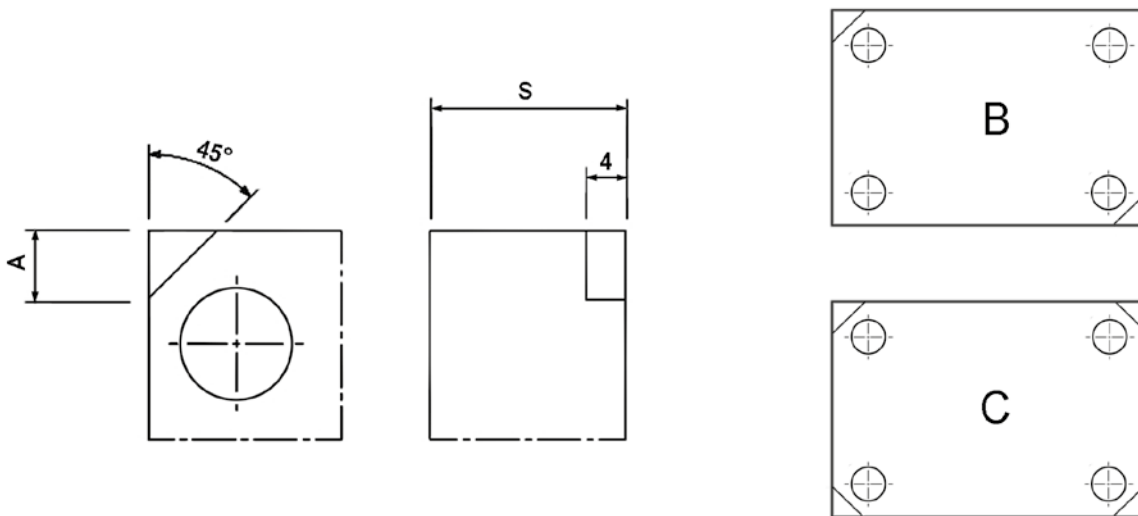
Valido per le serie: 156x156 ÷ 446x596

Valid for series: 156x156 ÷ 446x596

Gültig für die Serie: 156x156 ÷ 446x596

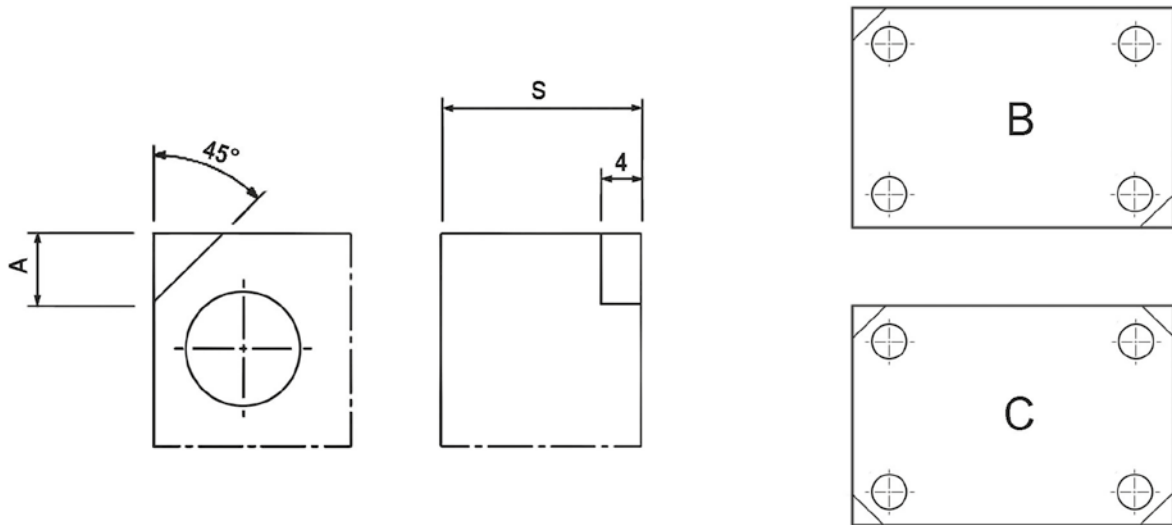
PIASTRA PLATE PLATTE	SERIE SERIES SERIE	L											
		S 22	S 26	S36	S 46	S 56	S 66	S 76	S 96	S 106	S 116	S 146	
PSX	156	6	6	6	6								
	196		6	6	6	10							
	246		6	6	6	10							
	296			6	6	10	10	10					
	346				6	10	10	10	10				
	446				6	10	10	10	10	10	10	10	10
PSXE	156				6	10	10	10					
	196				6	10	10	10	10				
	246				6	10	10	10	10				
	296				6	10	10	10	10		10		
	346					10	10	10	10		10		
	446					10	10	10	10	10	10	10	10
PI / PI-Z / PM	156	6	6	6	6	10	10	10					
	196	6	6	6	6	10	10	10	10				
	246		6	6	6	10	10	10	10				
	296		6	6	6	10	10	10	10		10		
	346		6	6	6	10	10	10	10		10		
	446			6	6	10	10	10	10	10	10	10	10
PX	156		6										
	196		6										
	246			6									
	296			6									
	346				6								
	446				6								
PX - Z	156		6										
	196		6										
	246			6									
	296			6									
	346				6								
	446				6								

SCARICO APERTURA STAMPO
DIE OPENING LEVER SLOT
ABHEBEECKE FORMÖFFNUNG



PIASTRA PLATE PLATTE	SERIE SERIE	N° DI SCARICHI N° OF LEVER SLOTS Nr. ABHEBEECKEN	A														
			S 22	S 26	S 36	S 46	S 56	S 66	S 76	S 86	S 96	S 106	S 116	S 136	S 146	S 156	S 196
PSX	156	2 (B)	-	16	16	16											
	196	2 (B)		16	16	16	16										
	246	2 (B)		-	20	20	20										
	296	2 (B)			23	23	23	23	23								
	346	2 (B)				23	23	23	23		23						
	396	2 (B)				34	34	34	34		34	34					
	446	2 (B)				34	34	34	34		34	34	34		34		
PI / PM	156	2 (B)	16	16	16	16	16	16	16								
	196	2 (B)	16	16	16	16	16	16	16		16						
	246	2 (B)		20	20	20	20	20	20		20						
	296	2 (B)		23	23	23	23	23	23		23		23				
	346	2 (B)		23	23	23	23	23	23		23		23				
	396	2 (B)			34	34	34	34	34		34	34	34		34		
	446	2 (B)			34	34	34	34	34		34	34	34		34		
PX	156	2 (B)		16													
	196	2 (B)		16													
	246	4 (C)			20												
	296	4 (C)			23												
	346	4 (C)				23											
	396	4 (C)					34										
	446	4 (C)						34									

SCARICO APERTURA STAMPO
DIE OPENING LEVER SLOT
 ABHEBEECKE FORMÖFFNUNG

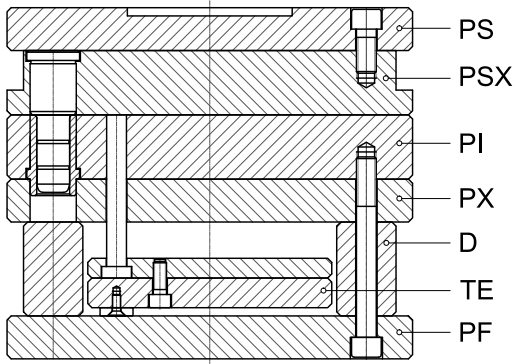


PIASTRA PLATTE	SERIE SERIE	N° DI SCARICHI N° OF LEVER SLOTS Nr. ABHEBEECKEN	A																
			S 22	S 26	S 36	S 46	S 56	S 66	S 76	S 86	S 96	S 106	S 116	S 136	S 146	S 156	S 196		
PSXE	156	2 (B)					-	16	16	16									
	196	2 (B)					-	16	16	16			16						
	246	2 (B)					-	20	20	20			20						
	296	2 (B)					-	23	23	23			23		23				
	346	2 (B)						23	23	23			23		23				
	396	2 (B)						-	34	34			34	34	34			34	
	446	2 (B)						-	34	34			34	34	34			34	
	*496	2 (B)						-	34	34	34	34	34	34	34	34		34	34
	*546	2 (B)							-		34	34	34	34	34	34		34	34
	*596	2 (B)									34	34	34	34	34	34		34	34
	*696	2 (B)									40	40	40	40	40	40		40	40
*796	2 (B)									40		40		40	40		40	40	
PI-Z	156	2 (B)	16	16	16	16	16	16	16	16									
	196	2 (B)	16	16	16	16	16	16	16	16			16						
	246	2 (B)		20	20	20	20	20	20	20			20						
	296	2 (B)		23	23	23	23	23	23	23			23		23				
	346	2 (B)		23	23	23	23	23	23	23			23		23				
	396	2 (B)			34	34	34	34	34	34			34	34	34			34	
	446	2 (B)			34	34	34	34	34	34			34	34	34			34	
	*496	2 (B)					34	34	34	34	34	34	34	34	34	34		34	34
	*546	2 (B)					34			34	34	34	34	34	34	34		34	34
	*596	2 (B)								34	34	34	34	34	34	34		34	34
	*696	2 (B)								40	40	40	40	40	40	40		40	40
*796	2 (B)								40		40		40	40	40		40	40	
PX-Z	156	2 (B)		16															
	196	2 (B)		16															
	246	4 (C)			20														
	296	4 (C)			23														
	346	4 (C)				23													
	396	4 (C)				34													
	446	4 (C)				34													
	*496	4 (C)				34	34			34									
	*546	4 (C)				34	34			34									
	*596	4 (C)				34	34			34									
	*696	4 (C)				40	40			40									
*796	4 (C)				40	40			40										

*Eseguiti a richiesta
 *Processed on request
 *Bearbeitet auf Anfrage

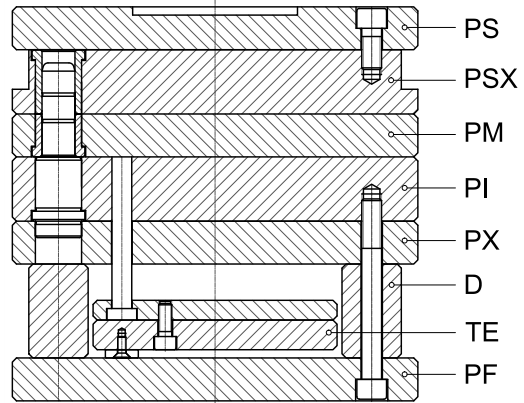
Tipo - Type - Typ

X



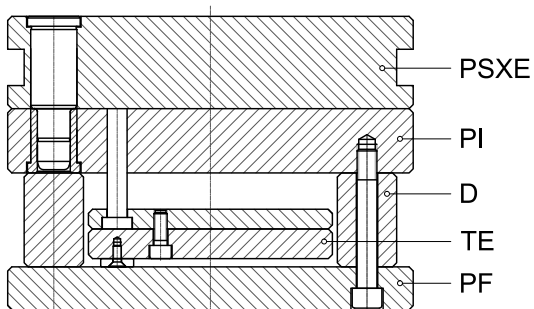
Tipo - Type - Typ

X + m



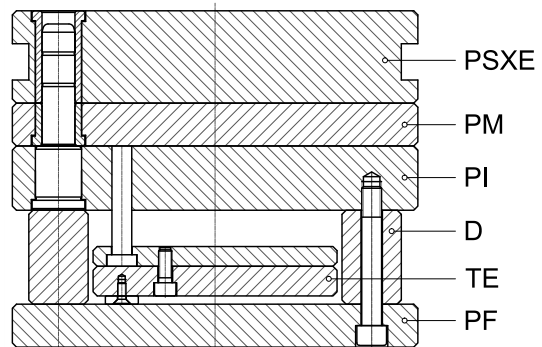
Tipo - Type - Typ

XE



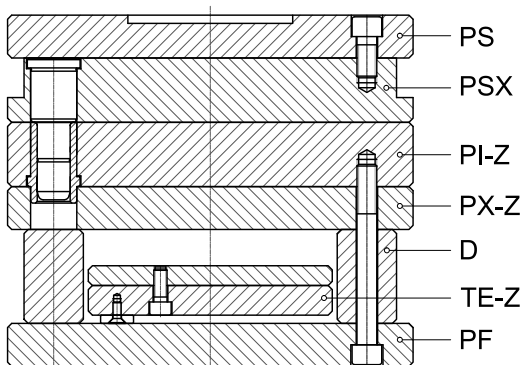
Tipo - Type - Typ

XE + m



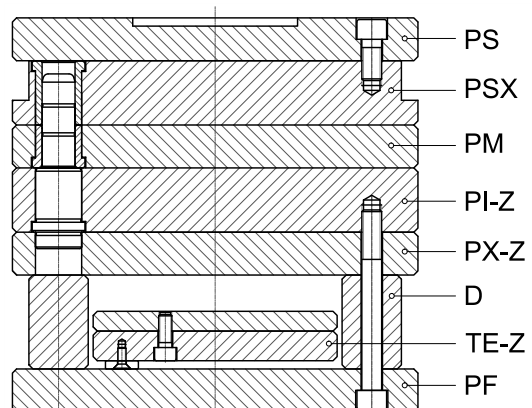
Tipo - Type - Typ

X-Z

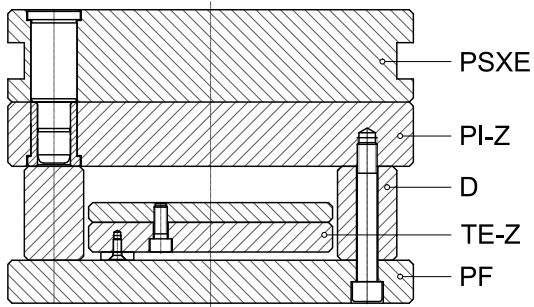


Tipo - Type - Typ

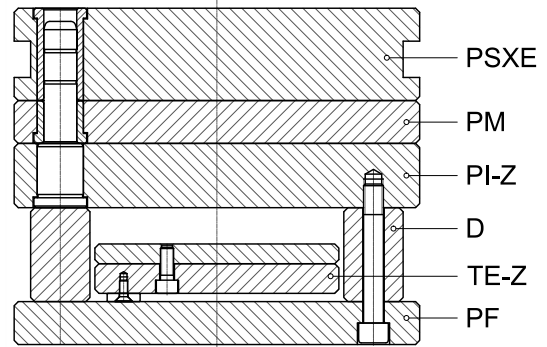
X-Z + m



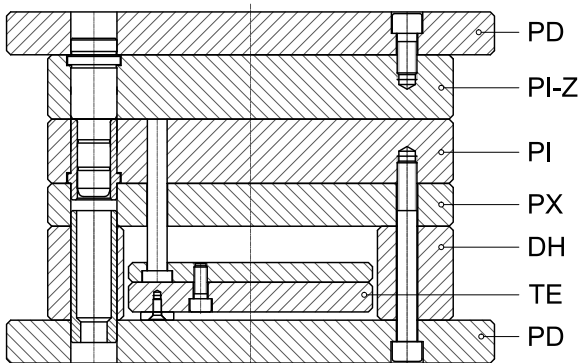
Tipo - Type - Typ
XE-Z



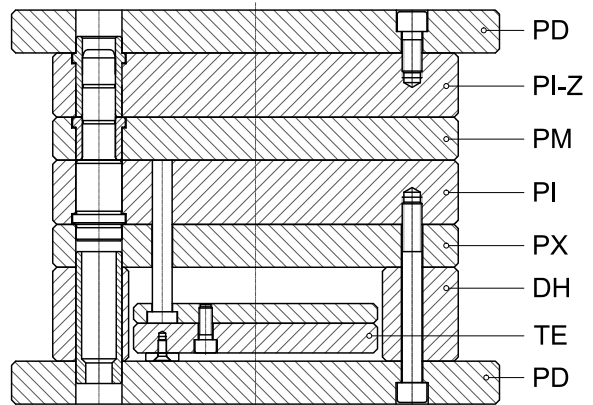
Tipo - Type - Typ
XE-Z + M



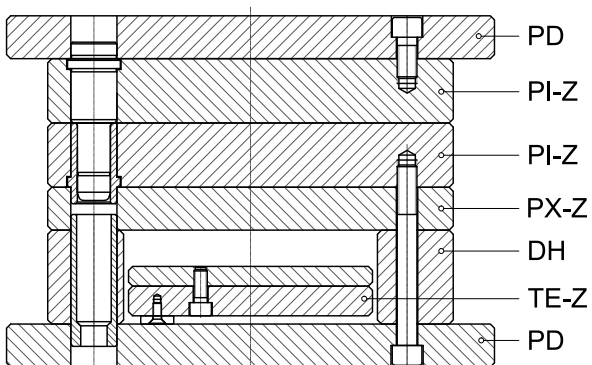
Tipo - Type - Typ
EUR X



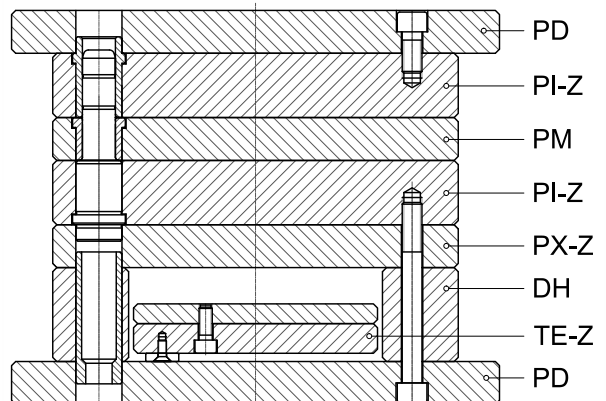
Tipo - Type - Typ
EUR X + M



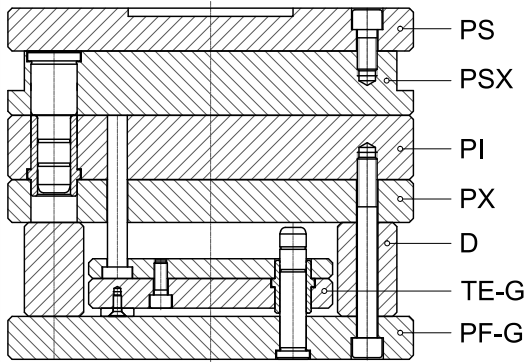
Tipo - Type - Typ
EUR X-Z



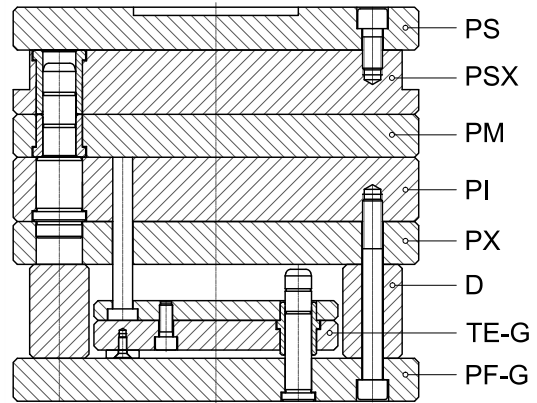
Tipo - Type - Typ
EUR X-Z + M



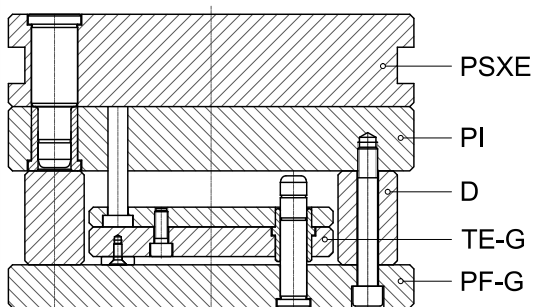
Tipo - Type - Typ
XG



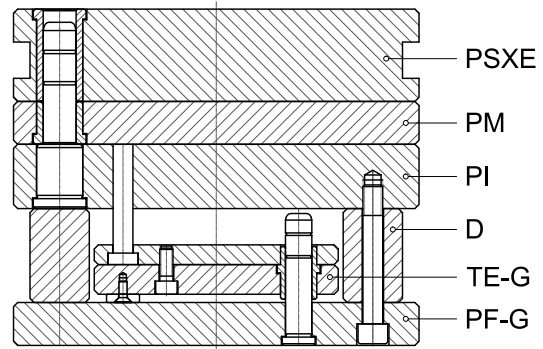
Tipo - Type - Typ
XG + M



Tipo - Type - Typ
XE-G

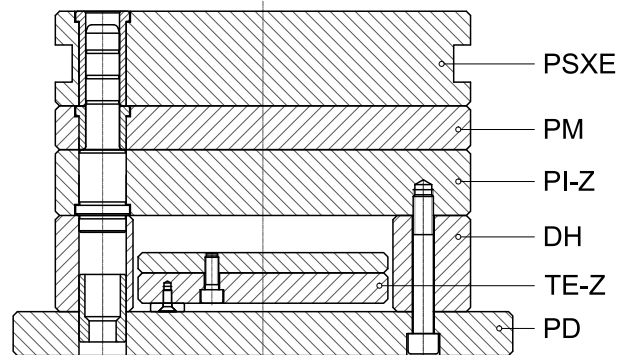
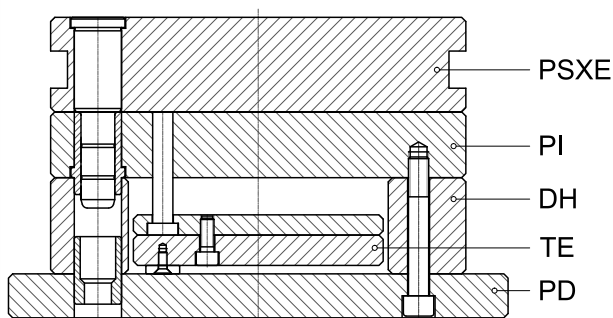
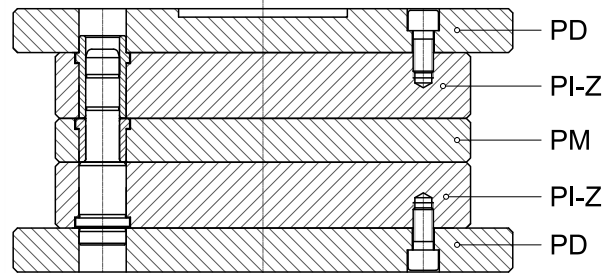
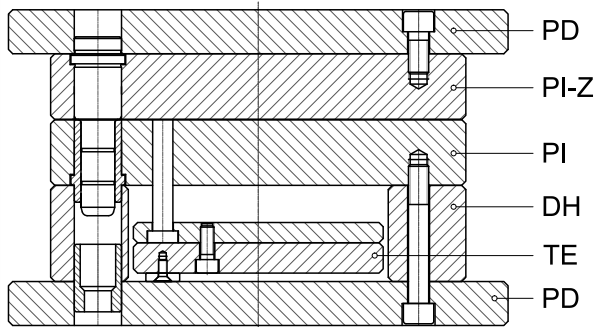
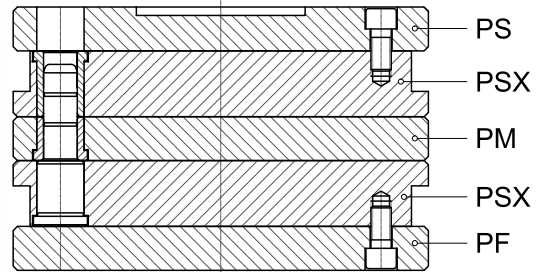
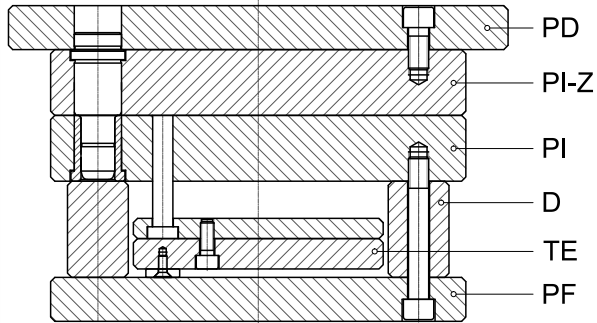


Tipo - Type - Typ
XE-G + M



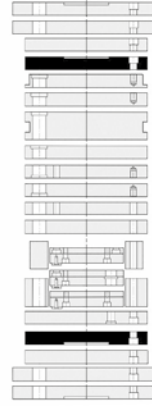

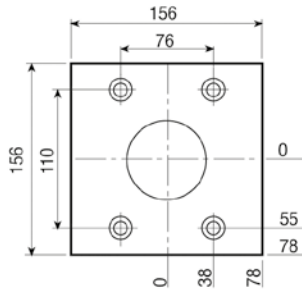


ESEMPI DI MONTAGGI ALTERNATIVI
EXAMPLES OF ALTERNATIVE ASSEMBLINGS
BEISPIELE VON ALTERNATIVEN MONTAGEN



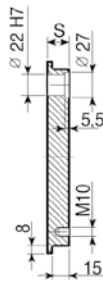
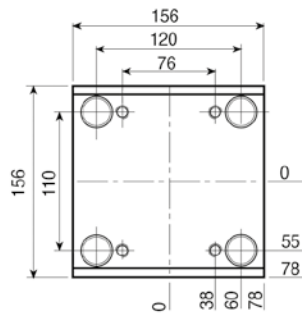


PS



1.1730
ROYALLOY
S
22

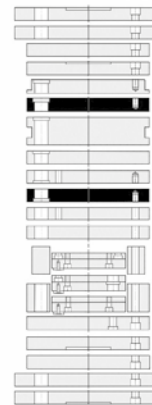
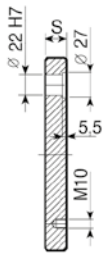
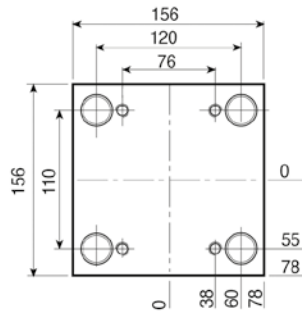
PSX



1.1730
ROYALLOY
S
22
26
36
46

TOOLOX 33
S
22
26
36
46

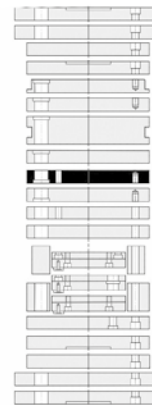
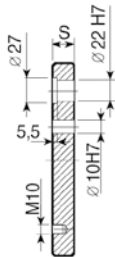
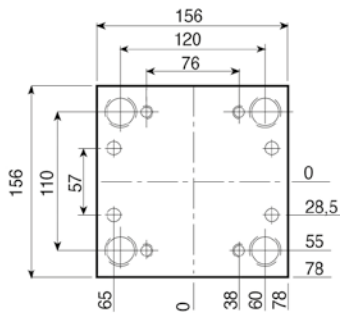
PI-Z



1.1730
ROYALLOY
S
22
26
36
46
56
66
76

TOOLOX 33
S
22
26
36
46
56
66
76

PI



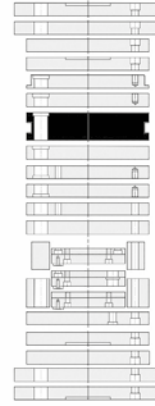
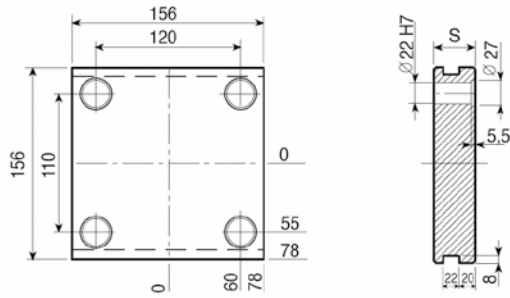
1.1730
ROYALLOY
S
22
26
36
46
56
66
76

TOOLOX 33
S
22
26
36
46
56
66
76

Esempio di ordinativo Order example Bestellbeispiel	articolo article Artikel PSX	serie series Serie 156 x 156	spessore thickness Dicke 46	materiale material Material 1.1730
--	---------------------------------------	---------------------------------------	--------------------------------------	---

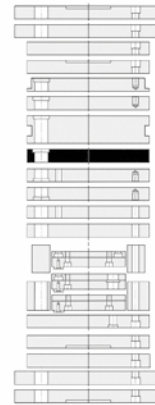
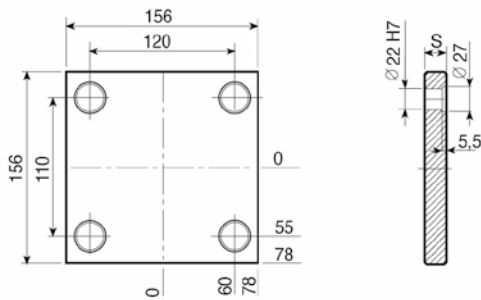
Altri materiali sono disponibili a richiesta (1.2085 - 1.2714 - alluminio...)
Other materials available on request (1.2085 - 1.2714 - aluminium...)
Andere Materialien auf Anfrage verfügbar (1.2085 - 1.2714 - Aluminium...)

PSXE



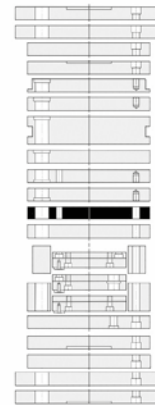
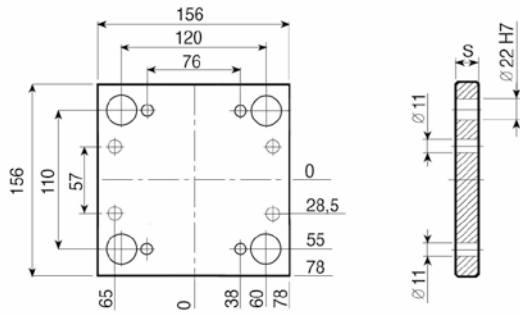
1.1730 ROYALLOY	TOOLOX 33
S	S
46	46
56	56
66	66
76	76

PM



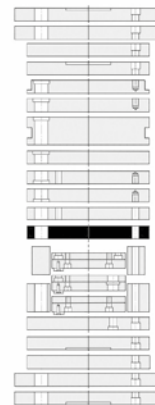
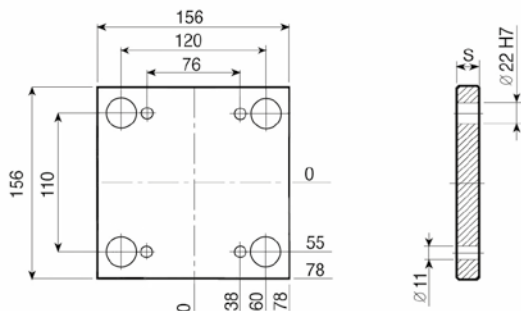
1.1730 ROYALLOY	TOOLOX 33
S	S
22	22
26	26
36	36
46	46
56	56
66	66
76	76

PX



1.1730 ROYALLOY
S
26

PX-Z



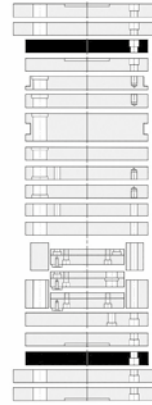
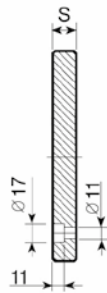
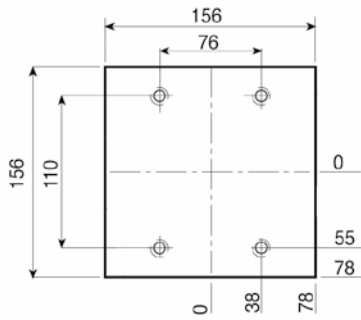
1.1730 ROYALLOY
S
26

Esempio di ordinativo	articolo	serie	spessore	materiale
Order example	article	series	thickness	material
Bestellbeispiel	Artikel	Serie	Dicke	Material
	PSXE	156 x 156	46	1.1730

Altri materiali sono disponibili a richiesta (1.2085 - 1.2714 - alluminio...)
 Other materials available on request (1.2085 - 1.2714 - aluminium...)
 Andere Materialien auf Anfrage verfügbar (1.2085 - 1.2714 - Aluminium...)

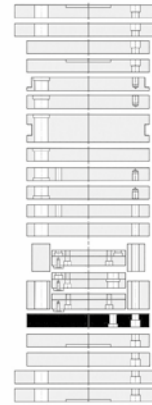
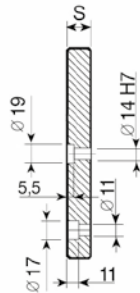
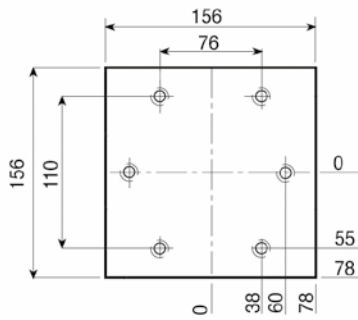


PF



1.1730
ROYALLOY
S
22

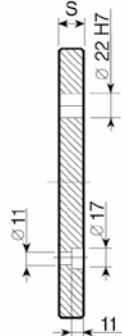
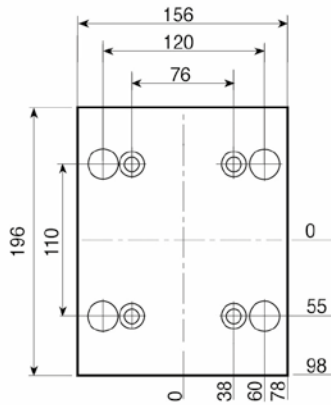
PF-G



1.1730
ROYALLOY
S
22

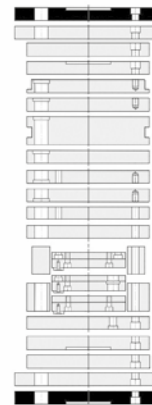
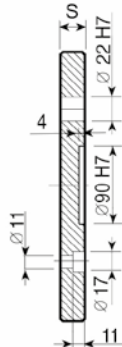
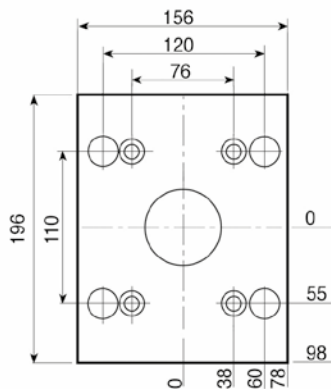
156

PD



1.1730
ROYALLOY
S
22

PD-C

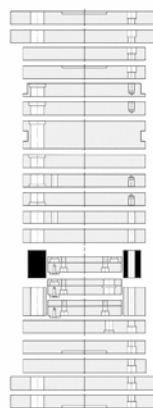
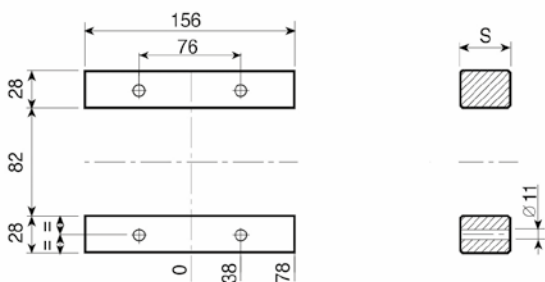


1.1730
ROYALLOY
S
22

Esempio di ordinativo <i>Order example</i> <i>Bestellbeispiel</i>	articolo article Artikel Pf-6	serie series Serie 156 x 156	spessore thickness Dicke 22	materiale material Material 1.1730
--	--	---------------------------------------	--------------------------------------	---

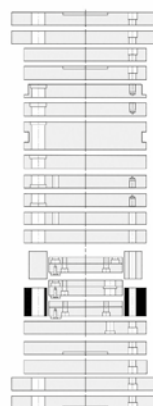
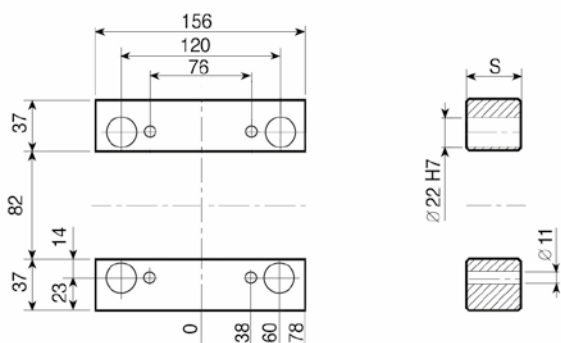
Altri materiali sono disponibili a richiesta (1.2085 - 1.2714 - alluminio...)
Other materials available on request (1.2085 - 1.2714 - aluminium...)
Andere Materialien auf Anfrage verfügbar (1.2085 - 1.2714 - Aluminium...)

D



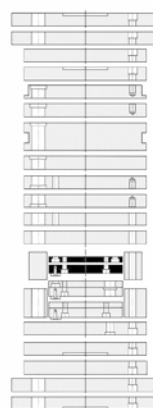
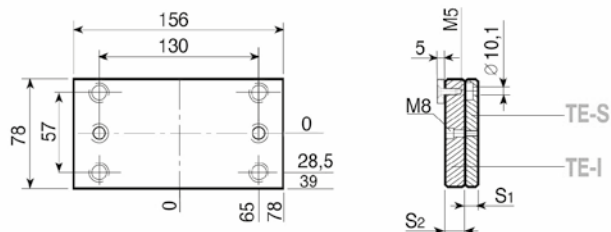
1.1730
ROYALLOY
S
57
77

D-H



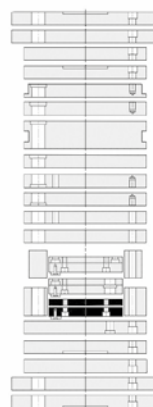
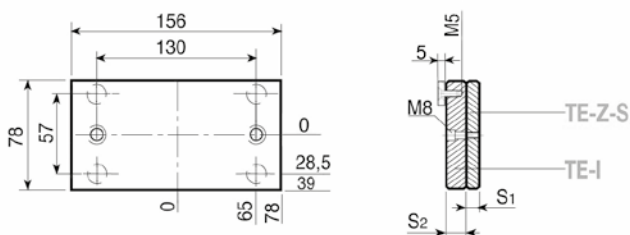
1.1730
ROYALLOY
S
57
77

TE { TE-S
TE-I



1.1730
ROYALLOY
S₁ - 12
S₂ - 18

TE-Z { TE-Z-S
TE-I



1.1730
ROYALLOY
S₁ - 12
S₂ - 18

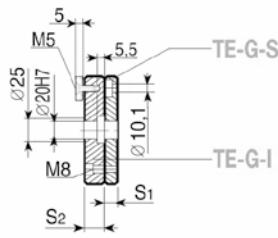
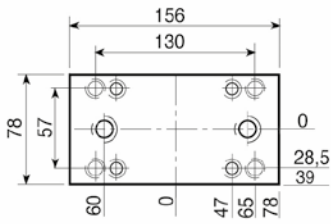
Esempio di ordinativo
Order example
Bestellbeispiel

articolo article Artikel D-H	serie series Serie 156 x 156	spessore thickness Dicke 77	materiale material Material 1.1730
---------------------------------------	---------------------------------------	--------------------------------------	---

Altri materiali sono disponibili a richiesta (1.2085 - 1.2714 - alluminio...)
Other materials available on request (1.2085 - 1.2714 - aluminium...)
Andere Materialien auf Anfrage verfügbar (1.2085 - 1.2714 - Aluminium...)



TE-G { TE-G-S
TE-G-I

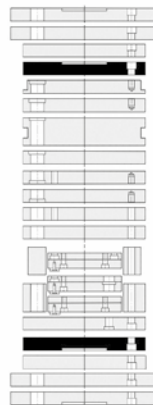
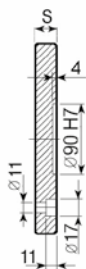
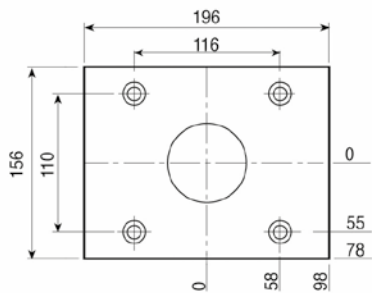


1.1730
ROYALLOY
S₁ - 12
S₂ - 18

Esempio di ordinativo Order example Bestellbeispiel	articolo article Artikel	serie series Serie	spessore thickness Dicke	materiale material Material
	TE-G-I	156 x 156	18	1.1730

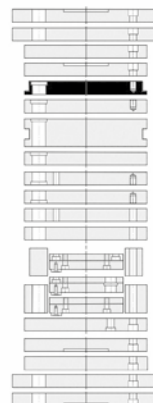
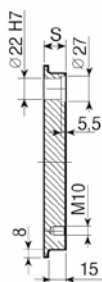
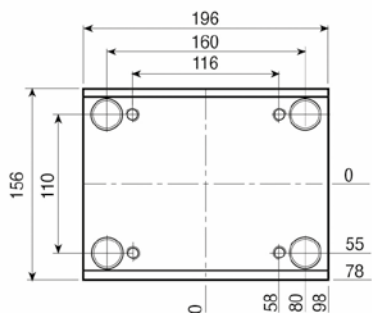
Altri materiali sono disponibili a richiesta (1.2085 - 1.2714 - alluminio...)
Other materials available on request (1.2085 - 1.2714 - aluminium...)
Andere Materialien auf Anfrage verfügbar (1.2085 - 1.2714 - Aluminium...)

PS



1.1730
ROYALLOY
S
22

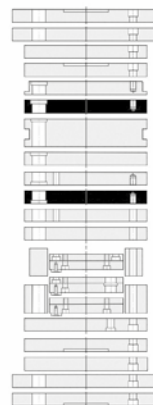
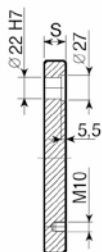
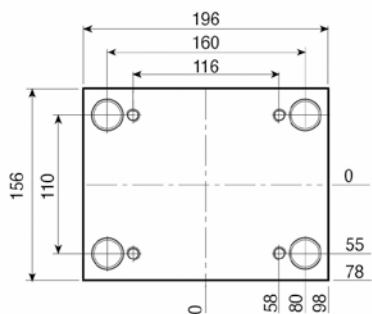
PSX



1.1730
ROYALLOY
S
22
26
36
46

TOOLOX 33
S
22
26
36
46

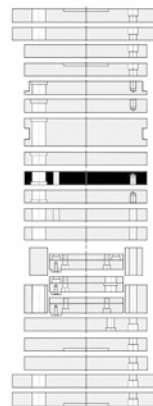
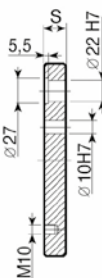
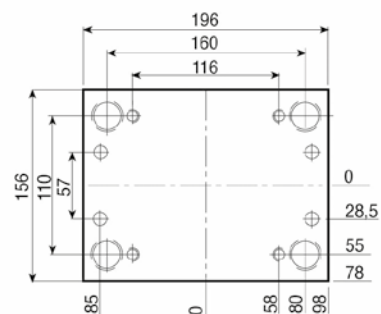
PI-Z



1.1730
ROYALLOY
S
22
26
36
46
56
66
76

TOOLOX 33
S
22
26
36
46
56
66
76

PI



1.1730
ROYALLOY
S
22
26
36
46
56
66
76

TOOLOX 33
S
22
26
36
46
56
66
76

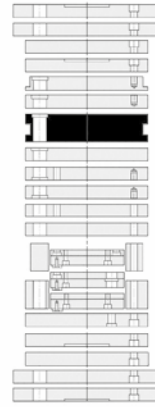
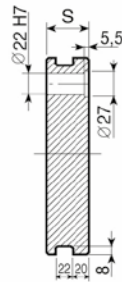
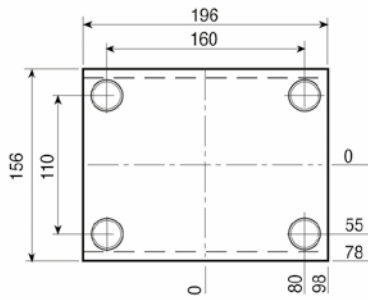
Esempio di ordinativo
Order example
Bestellbeispiel

articolo article Artikel PSX	serie series Serie 156 x 196	spessore thickness Dicke 46	materiale material Material 1.1730
---------------------------------------	---------------------------------------	--------------------------------------	---

Altri materiali sono disponibili a richiesta (1.2085 - 1.2714 - alluminio...)
Other materials available on request (1.2085 - 1.2714 - aluminium...)
Andere Materialien auf Anfrage verfügbar (1.2085 - 1.2714 - Aluminium...)



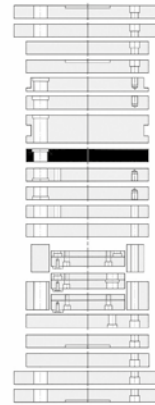
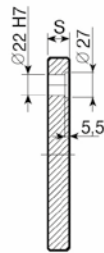
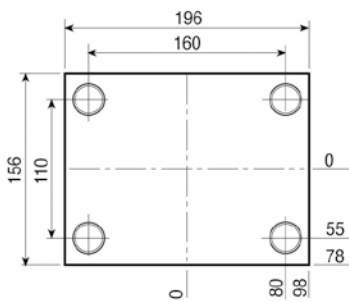
PSXE



1.1730 ROYALLOY
S
46
56
66
76

TOOLOX 33
S
46
56
66
76

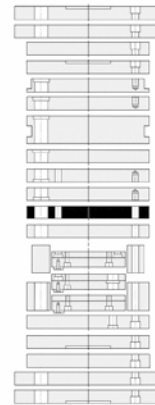
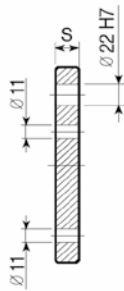
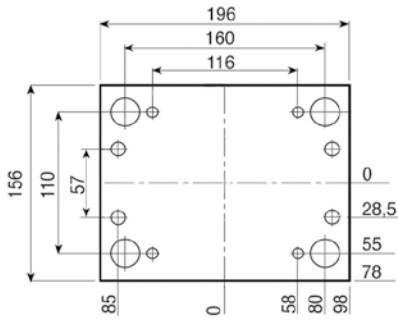
PM



1.1730 ROYALLOY
S
22
26
36
46
56
66
76

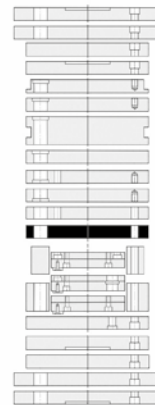
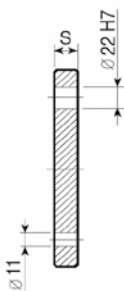
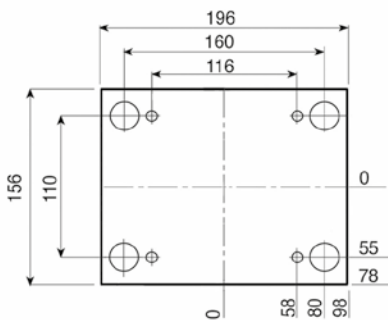
TOOLOX 33
S
22
26
36
46
56
66
76

PX



1.1730 ROYALLOY
S
26

PX-Z

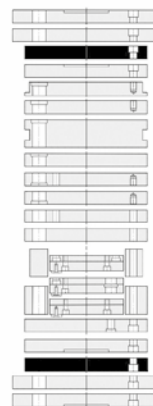
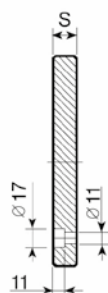
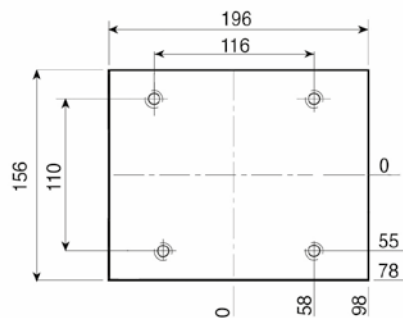


1.1730 ROYALLOY
S
26

Esempio di ordinativo Order example Bestellbeispiel	articolo article Artikel PSXE	serie series Serie 156 x 196	spessore thickness Dicke 46	materiale material Material 1.1730
--	--	---------------------------------------	--------------------------------------	---

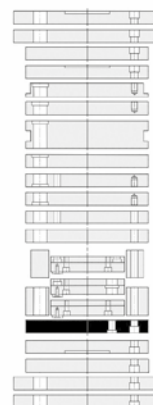
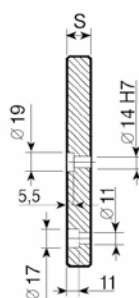
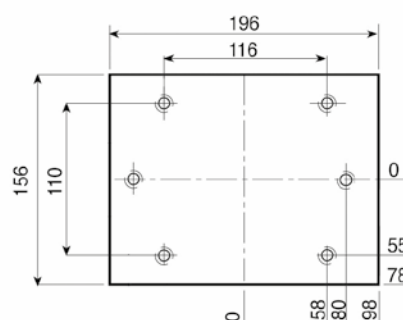
Altri materiali sono disponibili a richiesta (1.2085 - 1.2714 - alluminio...)
Other materials available on request (1.2085 - 1.2714 - aluminium...)
Andere Materialien auf Anfrage verfügbar (1.2085 - 1.2714 - Aluminium...)

PF



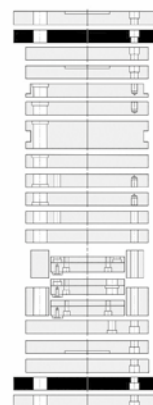
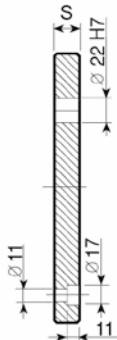
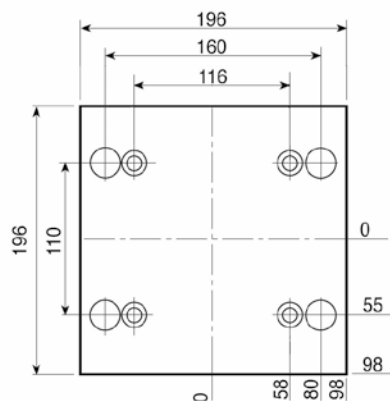
1.1730
ROYALLOY
S
22

PF-G



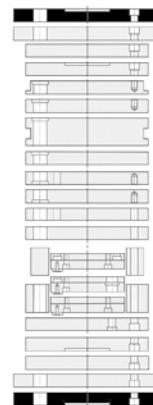
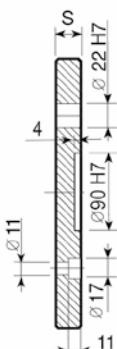
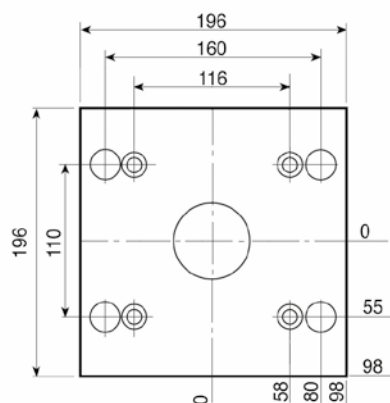
1.1730
ROYALLOY
S
22

PD



1.1730
ROYALLOY
S
22

PD-C



1.1730
ROYALLOY
S
22

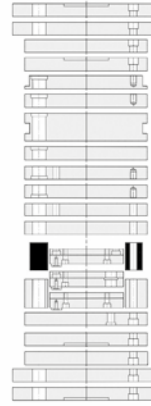
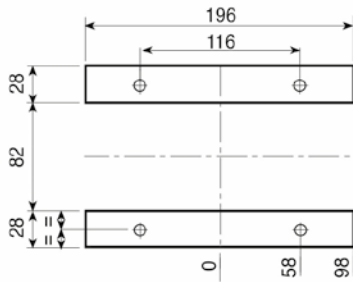
Esempio di ordinativo
Order example
Bestellbeispiel

articolo article Artikel	serie series Serie	spessore thickness Dicke	materiale material Material
PF-6	156 x 196	22	1.1730

Altri materiali sono disponibili a richiesta (1.2085 - 1.2714 - alluminio...)
Other materials available on request (1.2085 - 1.2714 - aluminium...)
Andere Materialien auf Anfrage verfügbar (1.2085 - 1.2714 - Aluminium...)

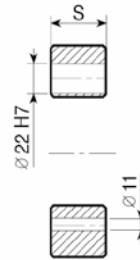
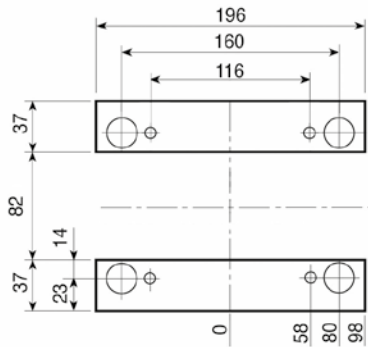


D



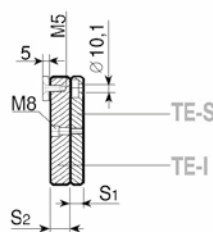
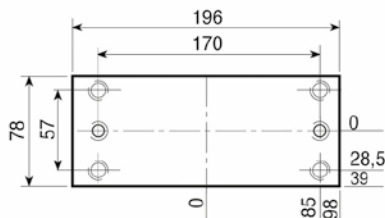
1.1730
ROYALLOY
S
57
77

D-H



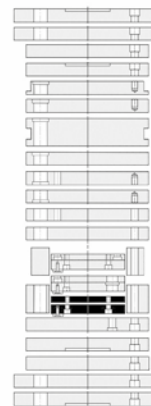
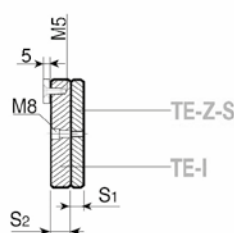
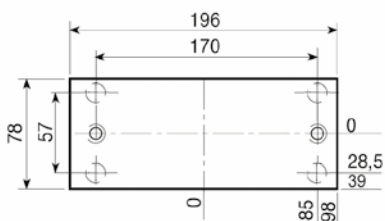
1.1730
ROYALLOY
S
57
77

TE { TE-S
TE-I



1.1730
ROYALLOY
S₁ - 12
S₂ - 18

TE-Z { TE-Z-S
TE-I

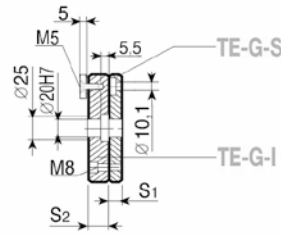
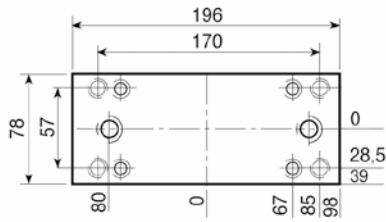


1.1730
ROYALLOY
S₁ - 12
S₂ - 18

Esempio di ordinativo Order example Bestellbeispiel	articolo article Artikel D-H	serie series Serie 156 x 196	spessore thickness Dicke 77	materiale material Material 1.1730
--	---------------------------------------	---------------------------------------	--------------------------------------	---

Altri materiali sono disponibili a richiesta (1.2085 - 1.2714 - alluminio...)
Other materials available on request (1.2085 - 1.2714 - aluminium...)
Andere Materialien auf Anfrage verfügbar (1.2085 - 1.2714 - Aluminium...)

TE-G {
TE-G-S
TE-G-I



1.1730
ROYALLOY

S₁ - 12

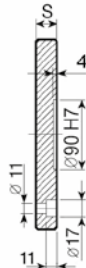
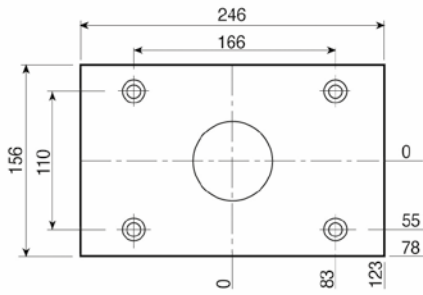
S₂ - 18

Esempio di ordinativo Order example Bestellbeispiel	articolo article Artikel	serie series Serie	spessore thickness Dicke	materiale material Material
	TE-G-I	156 x 196	18	1.1730

Altri materiali sono disponibili a richiesta (1.2085 - 1.2714 - alluminio...)
Other materials available on request (1.2085 - 1.2714 - aluminium...)
Andere Materialien auf Anfrage verfügbar (1.2085 - 1.2714 - Aluminium...)

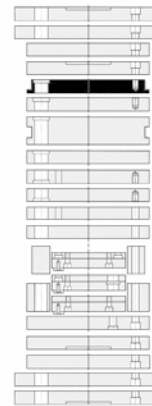
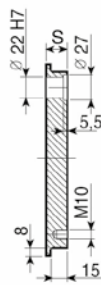
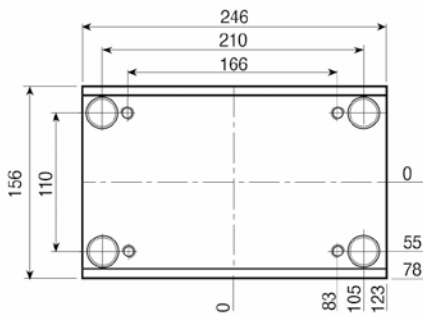


PS



1.1730
ROYALLOY
S
22

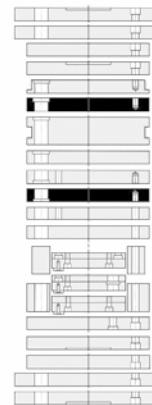
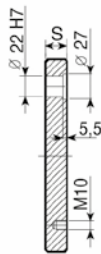
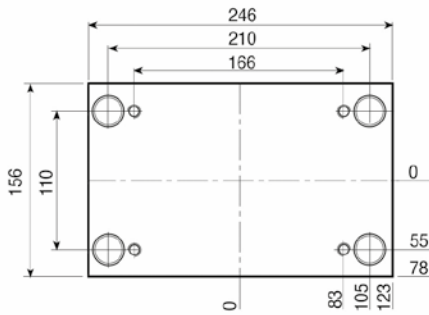
PSX



1.1730
ROYALLOY
S
22
26
36
46

TOOLOX 33
S
22
26
36
46

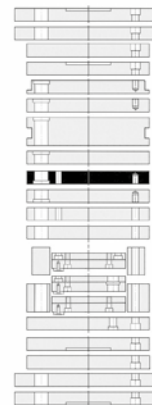
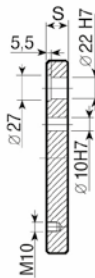
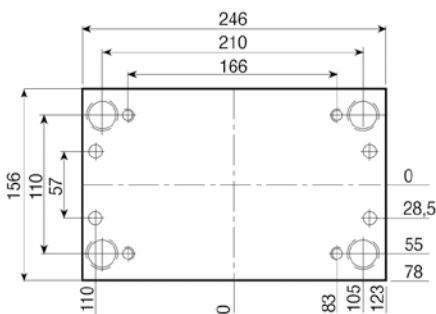
PI-Z



1.1730
ROYALLOY
S
22
26
36
46
56
66
76

TOOLOX 33
S
22
26
36
46
56
66
76

PI



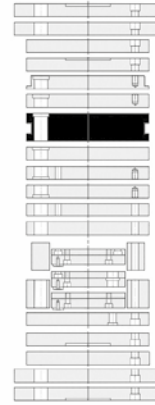
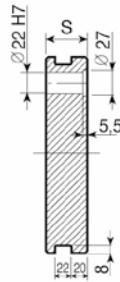
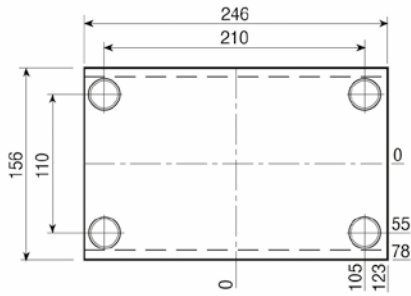
1.1730
ROYALLOY
S
22
26
36
46
56
66
76

TOOLOX 33
S
22
26
36
46
56
66
76

Esempio di ordinativo Order example Bestellbeispiel	articolo article Artikel PSX	serie series Serie 156 x 246	spessore thickness Dicke 46	materiale material Material 1.1730
--	---------------------------------------	---------------------------------------	--------------------------------------	---

Altri materiali sono disponibili a richiesta (1.2085 - 1.2714 - alluminio...)
Other materials available on request (1.2085 - 1.2714 - aluminium...)
Andere Materialien auf Anfrage verfügbar (1.2085 - 1.2714 - Aluminium...)

PSXE



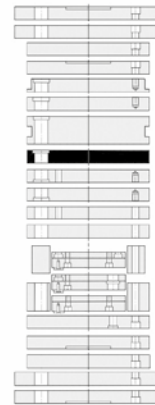
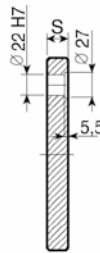
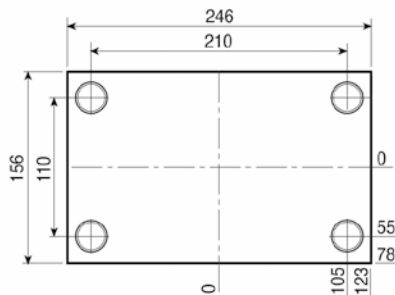
1.1730 ROYALLOY

S
46
56
66
76

TOOLOX 33

S
46
56
66
76

PM



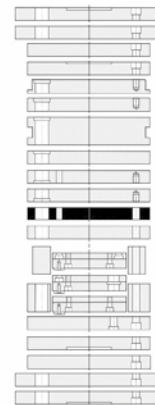
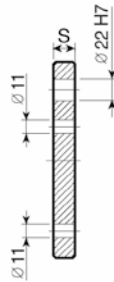
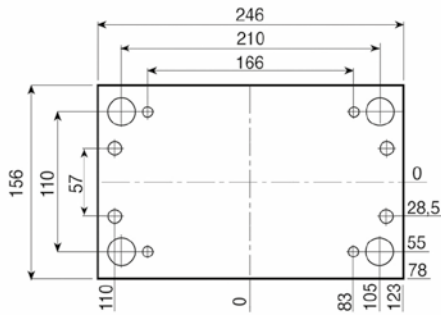
1.1730 ROYALLOY

S
22
26
36
46
56
66
76

TOOLOX 33

S
22
26
36
46
56
66
76

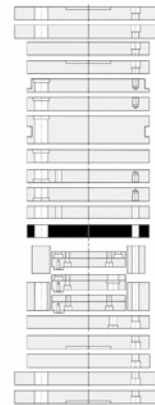
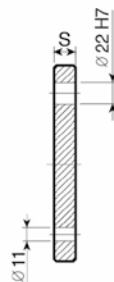
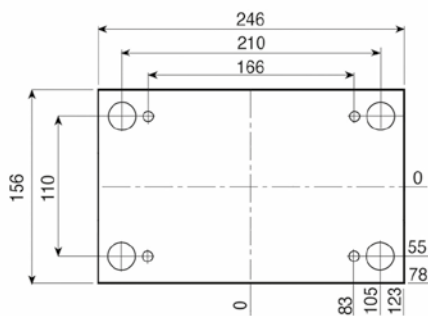
PX



1.1730 ROYALLOY

S
26

PX-Z



1.1730 ROYALLOY

S
26

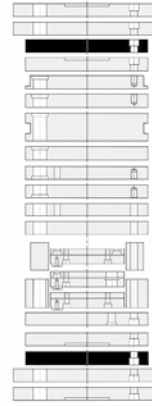
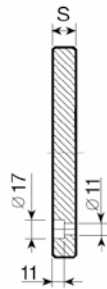
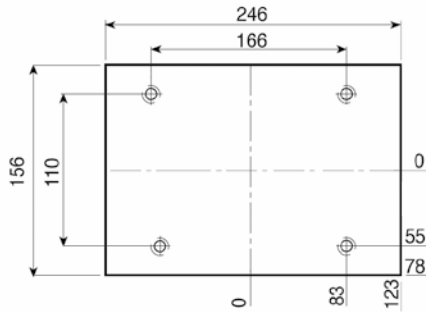
Esempio di ordinativo
Order example
Bestellbeispiel

articolo article Artikel PSXE	serie series Serie 156 x 246	spessore thickness Dicke 46	materiale material Material 1.1730
--	---------------------------------------	--------------------------------------	---

Altri materiali sono disponibili a richiesta (1.2085 - 1.2714 - alluminio...)
Other materials available on request (1.2085 - 1.2714 - aluminium...)
Andere Materialien auf Anfrage verfügbar (1.2085 - 1.2714 - Aluminium...)

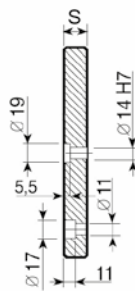
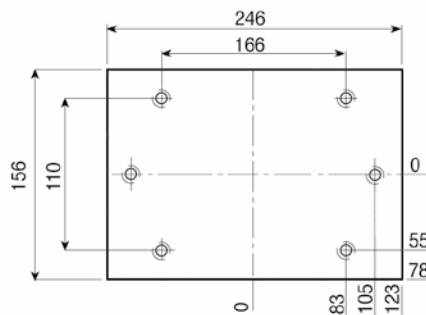


PF



1.1730
ROYALLOY
S
22

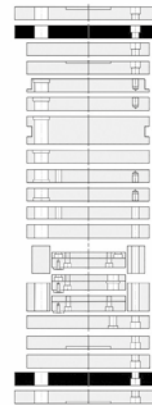
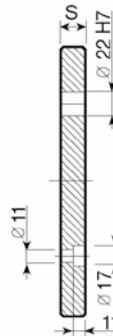
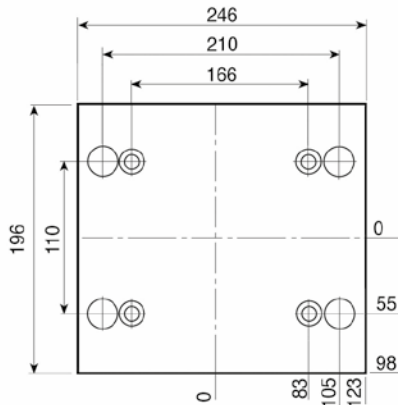
PF-G



1.1730
ROYALLOY
S
22

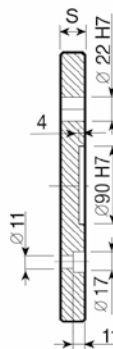
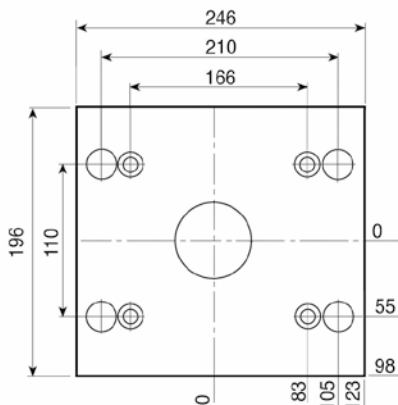
156

PD



1.1730
ROYALLOY
S
22

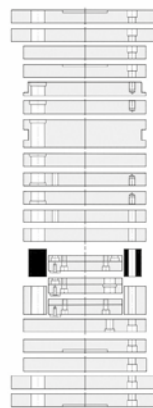
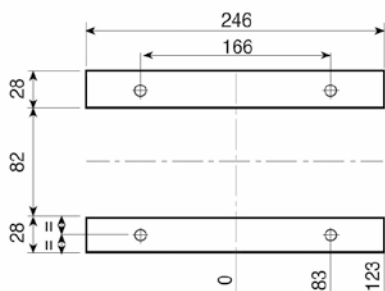
PD-C



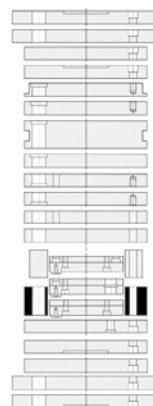
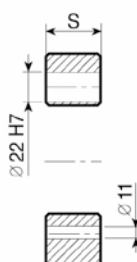
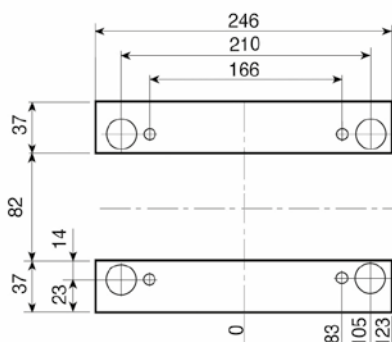
1.1730
ROYALLOY
S
22

Esempio di ordinativo Order example Bestellbeispiel	articolo article Artikel	serie series Serie	spessore thickness Dicke	materiale material Material
	PF-6	156 x 246	22	1.1730

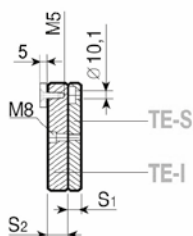
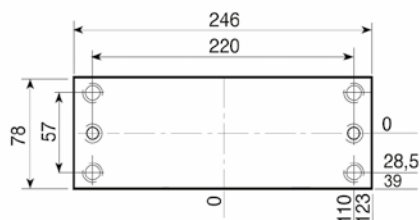
Altri materiali sono disponibili a richiesta (1.2085 - 1.2714 - alluminio...)
Other materials available on request (1.2085 - 1.2714 - aluminium...)
Andere Materialien auf Anfrage verfügbar (1.2085 - 1.2714 - Aluminium...)



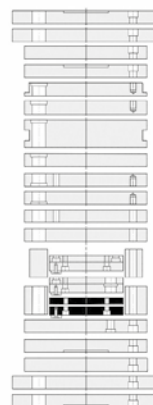
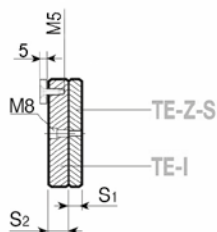
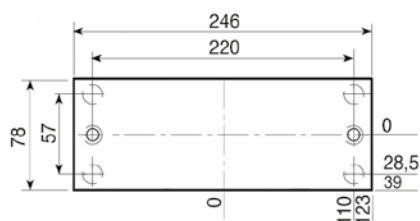
1.1730
ROYALLOY
S
57
77



1.1730
ROYALLOY
S
57
77



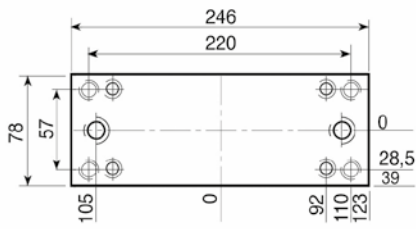
1.1730
ROYALLOY
S₁ - 12
S₂ - 18



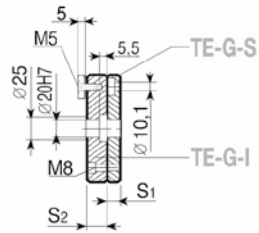
1.1730
ROYALLOY
S₁ - 12
S₂ - 18

Esempio di ordinativo Order example Bestellbeispiel	articolo article Artikel	serie series Serie	spessore thickness Dicke	materiale material Material
	D-H	156 x 246	77	1.1730

Altri materiali sono disponibili a richiesta (1.2085 - 1.2714 - alluminio...)
Other materials available on request (1.2085 - 1.2714 - aluminium...)
Andere Materialien auf Anfrage verfügbar (1.2085 - 1.2714 - Aluminium...)



TE-G { TE-G-S
TE-G-I


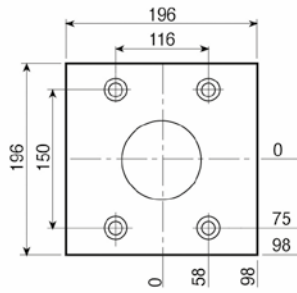


1.1730
ROYALLOY
S₁ - 12
S₂ - 18

Esempio di ordinativo Order example Bestellbeispiel	articolo article Artikel	serie series Serie	spessore thickness Dicke	materiale material Material
	TE-G-I	156 x 246	18	1.1730

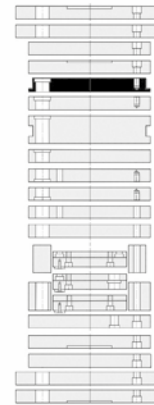
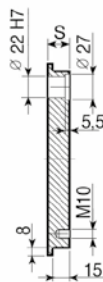
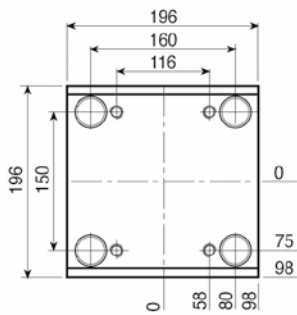
Altri materiali sono disponibili a richiesta (1.2085 - 1.2714 - alluminio...)
Other materials available on request (1.2085 - 1.2714 - aluminium...)
Andere Materialien auf Anfrage verfügbar (1.2085 - 1.2714 - Aluminium...)

PS



1.1730
ROYALLOY
S
22

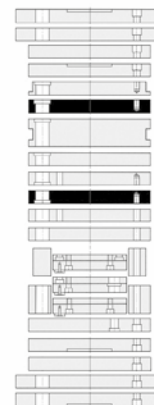
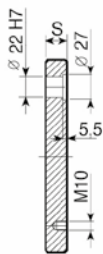
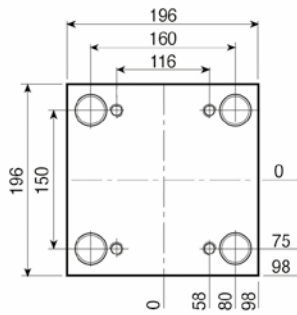
PSX



1.1730
ROYALLOY
S
26
36
46
56

TOOLOX 33
S
26
36
46
56

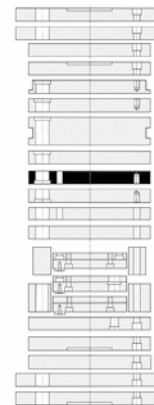
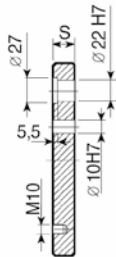
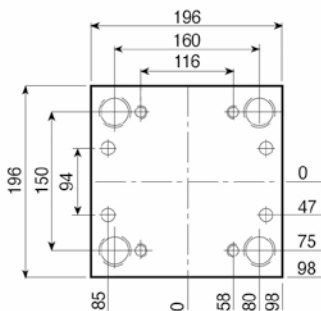
PI-Z



1.1730
ROYALLOY
S
26
36
46
56
66
76
96

TOOLOX 33
S
26
36
46
56
66
76
96

PI



1.1730
ROYALLOY
S
26
36
46
56
66
76
96

TOOLOX 33
S
26
36
46
56
66
76
96

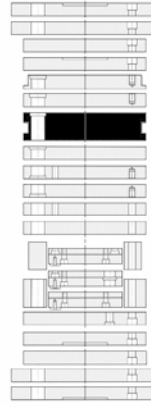
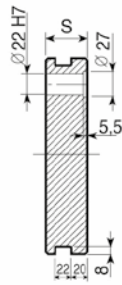
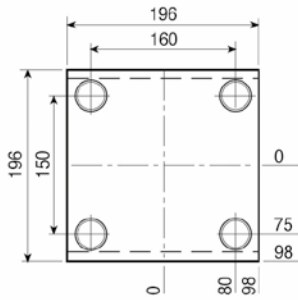
Esempio di ordinativo
Order example
Bestellbeispiel

articolo article Artikel PSX	serie series Serie 196 x 196	spessore thickness Dicke 46	materiale material Material 1.1730
---------------------------------------	---------------------------------------	--------------------------------------	---

Altri materiali sono disponibili a richiesta (1.2085 - 1.2714 - alluminio...)
Other materials available on request (1.2085 - 1.2714 - aluminium...)
Andere Materialien auf Anfrage verfügbar (1.2085 - 1.2714 - Aluminium...)



PSXE



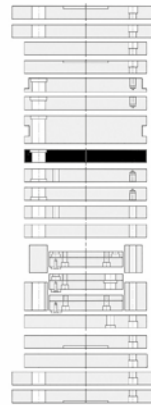
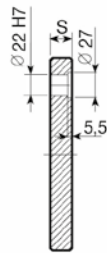
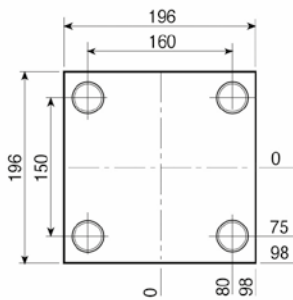
1.1730 ROYALLOY

TOOLOX 33

- S**
- 46
- 56
- 66
- 76
- 96

- S**
- 46
- 56
- 66
- 76
- 96

PM



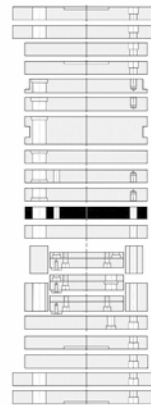
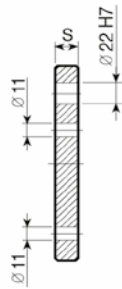
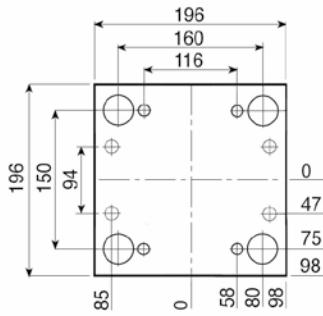
1.1730 ROYALLOY

TOOLOX 33

- S**
- 22
- 26
- 36
- 46
- 56
- 66
- 76
- 96

- S**
- 22
- 26
- 36
- 46
- 56
- 66
- 76
- 96

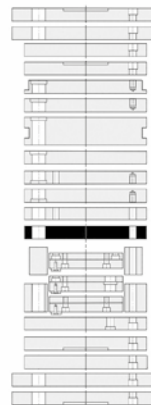
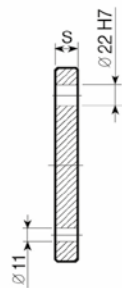
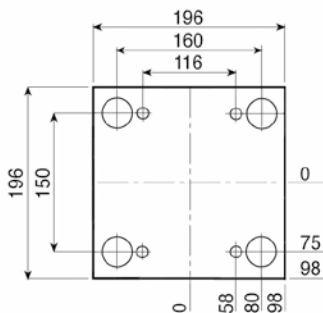
PX



1.1730 ROYALLOY

- S**
- 26

PX-Z



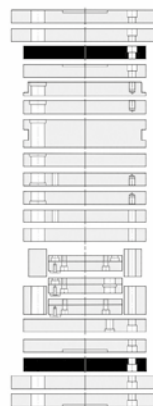
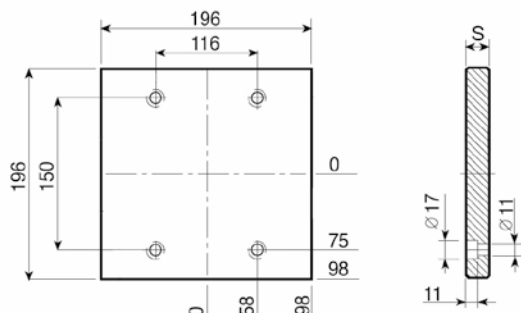
1.1730 ROYALLOY

- S**
- 26

Esempio di ordinativo <i>Order example</i> <i>Bestellbeispiel</i>	articolo article Artikel PSXE	serie series Serie 196 x 196	spessore thickness material Dicke 46	materiale material Material 1.1730
--	--	---------------------------------------	--	---

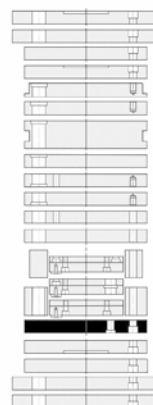
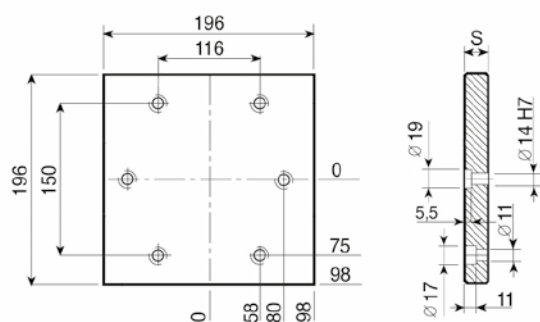
Altri materiali sono disponibili a richiesta (1.2085 - 1.2714 - alluminio...)
Other materials available on request (1.2085 - 1.2714 - aluminium...)
Andere Materialien auf Anfrage verfügbar (1.2085 - 1.2714 - Aluminium...)

PF



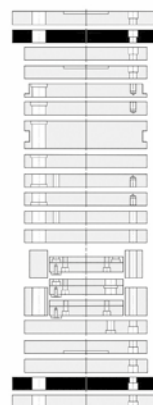
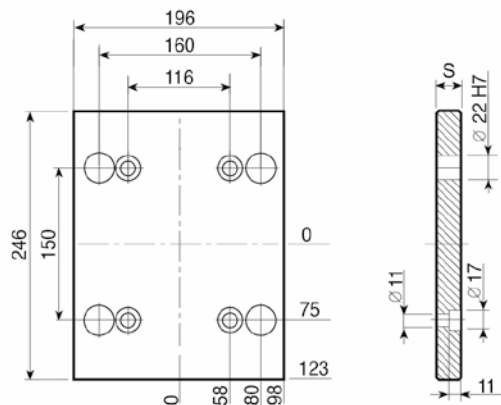
1.1730
ROYALLOY
S
22

PF-G



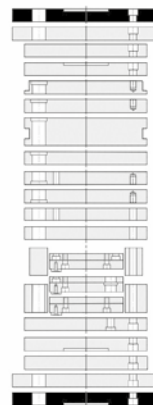
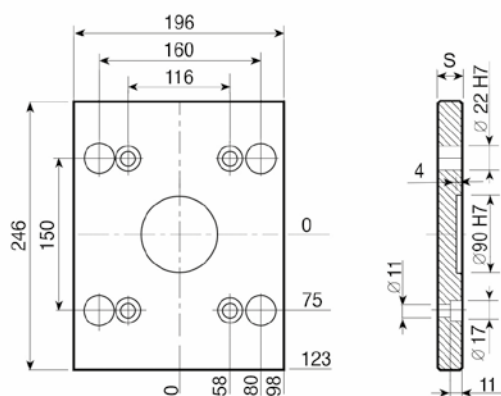
1.1730
ROYALLOY
S
22

PD



1.1730
ROYALLOY
S
22

PD-C



1.1730
ROYALLOY
S
22

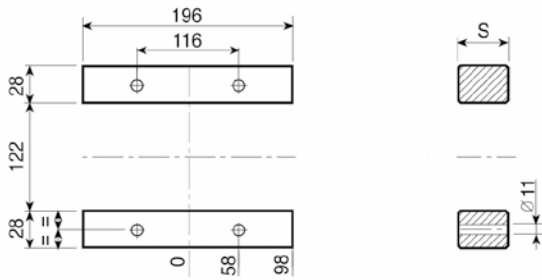
Esempio di ordinativo
Order example
Bestellbeispiel

articolo article Artikel	serie series Serie	spessore thickness Dicke	materiale material Material
PF-6	196 x 196	22	1.1730

Altri materiali sono disponibili a richiesta (1.2085 - 1.2714 - alluminio...)
Other materials available on request (1.2085 - 1.2714 - aluminium...)
Andere Materialien auf Anfrage verfügbar (1.2085 - 1.2714 - Aluminium...)

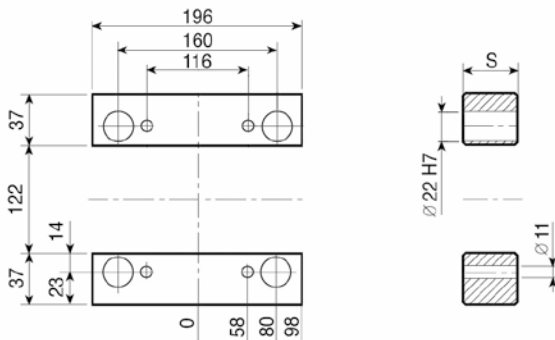


D



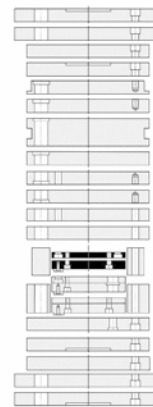
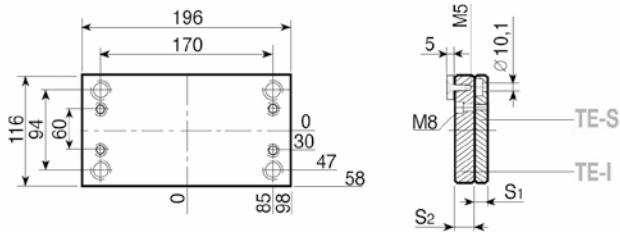
1.1730
ROYALLOY
S
57
77
97

D-H



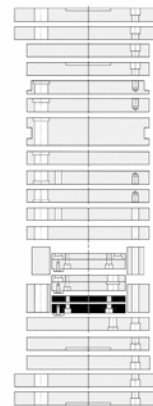
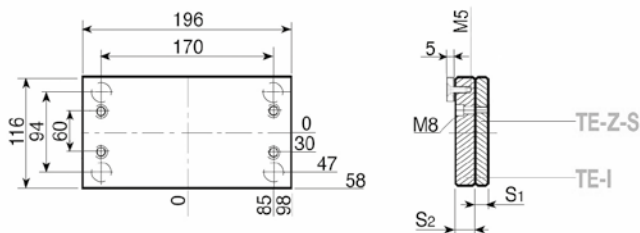
1.1730
ROYALLOY
S
57
77
97

TE { TE-S
TE-I



1.1730
ROYALLOY
S₁ - 12
S₂ - 18

TE-Z { TE-Z-S
TE-I

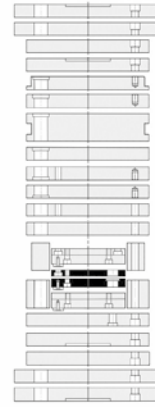
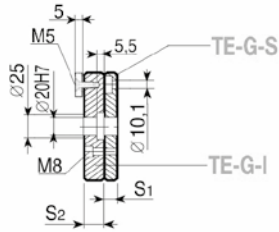
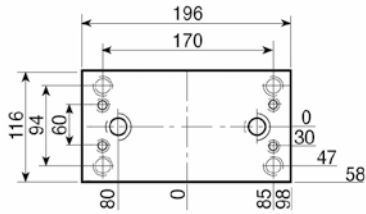


1.1730
ROYALLOY
S₁ - 12
S₂ - 18

Esempio di ordinativo Order example Bestellbeispiel	articolo article Artikel D-H	serie series Serie 196 x 196	spessore thickness Dicke 77	materiale material Material 1.1730
--	---------------------------------------	---------------------------------------	--------------------------------------	---

Altri materiali sono disponibili a richiesta (1.2085 - 1.2714 - alluminio...)
Other materials available on request (1.2085 - 1.2714 - aluminium...)
Andere Materialien auf Anfrage verfügbar (1.2085 - 1.2714 - Aluminium...)

TE-G {
TE-G-S
TE-G-I




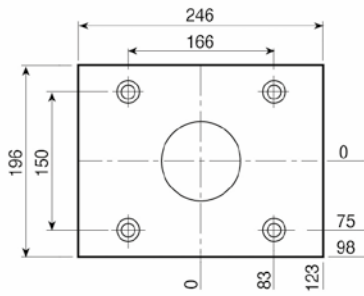
1.1730
ROYALLOY
S₁ - 12
S₂ - 18

Esempio di ordinativo Order example Bestellbeispiel	articolo article Artikel	serie series Serie	spessore thickness Dicke	materiale material Material
	TE-G-I	196 x 196	18	1.1730

Altri materiali sono disponibili a richiesta (1.2085 - 1.2714 - alluminio...)
Other materials available on request (1.2085 - 1.2714 - aluminium...)
Andere Materialien auf Anfrage verfügbar (1.2085 - 1.2714 - Aluminium...)

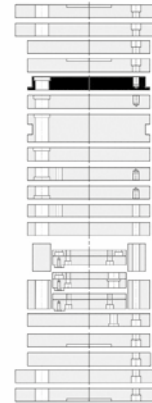
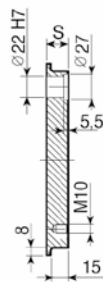
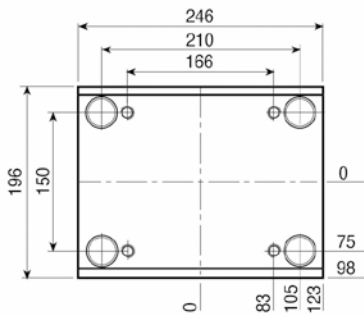


PS



1.1730
ROYALLOY
S
22

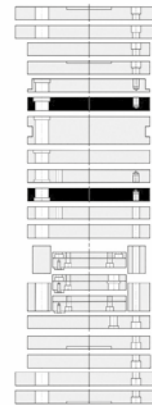
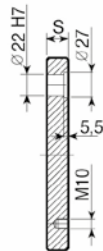
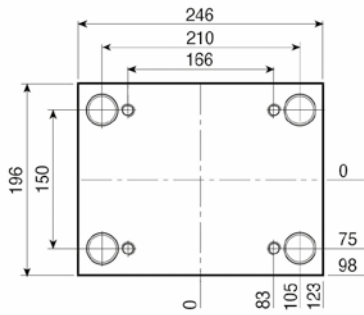
PSX



1.1730
ROYALLOY
S
26
36
46
56

TOOLOX 33
S
26
36
46
56

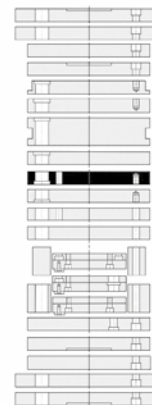
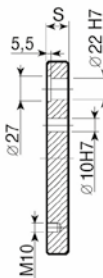
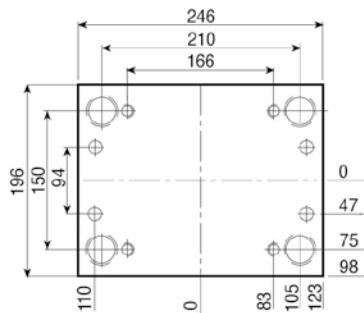
PI-Z



1.1730
ROYALLOY
S
26
36
46
56
66
76
96

TOOLOX 33
S
26
36
46
56
66
76
96

PI



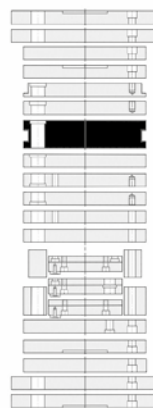
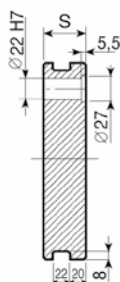
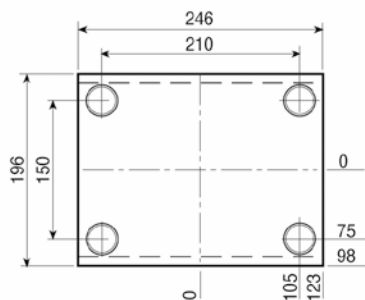
1.1730
ROYALLOY
S
26
36
46
56
66
76
96

TOOLOX 33
S
26
36
46
56
66
76
96

Esempio di ordinativo Order example Bestellbeispiel	articolo article Artikel PSX	serie series Serie 196 x 246	spessore thickness Dicke 46	materiale material Material 1.1730
--	---------------------------------------	---------------------------------------	--------------------------------------	---

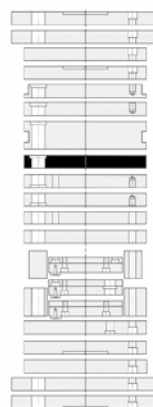
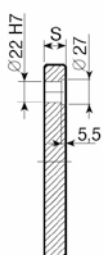
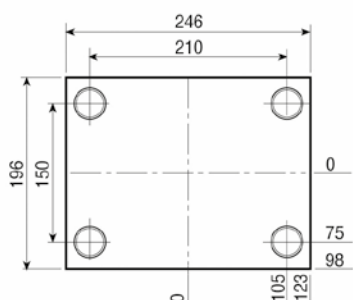
Altri materiali sono disponibili a richiesta (1.2085 - 1.2714 - alluminio...)
Other materials available on request (1.2085 - 1.2714 - aluminium...)
Andere Materialien auf Anfrage verfügbar (1.2085 - 1.2714 - Aluminium...)

PSXE



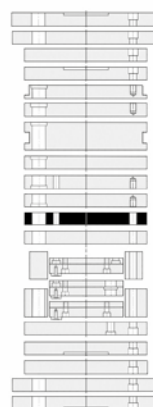
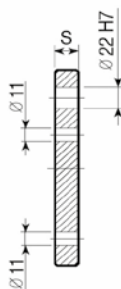
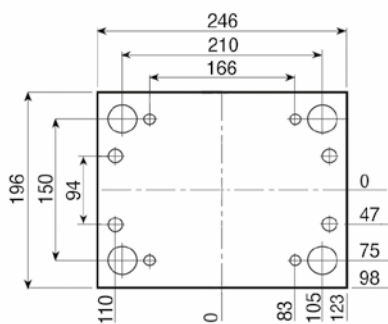
1.1730 ROYALLOY	TOOLOX 33
S	S
46	46
56	56
66	66
76	76
96	96

PM



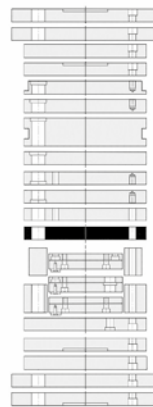
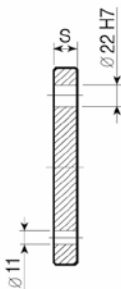
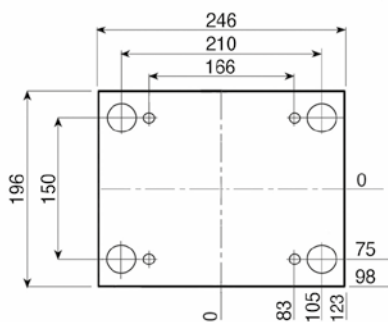
1.1730 ROYALLOY	TOOLOX 33
S	S
22	22
26	26
36	36
46	46
56	56
66	66
76	76
96	96

PX



1.1730 ROYALLOY
S
26

PX-Z



1.1730 ROYALLOY
S
26

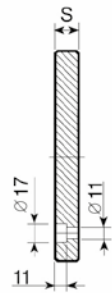
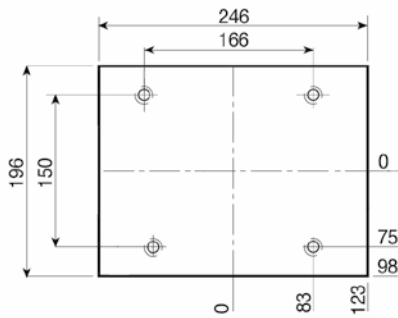
Esempio di ordinativo
Order example
Bestellbeispiel

articolo article Artikel	serie series Serie	spessore thickness Dicke	materiale material Material
PSXE	196 x 246	46	1.1730

Altri materiali sono disponibili a richiesta (1.2085 - 1.2714 - alluminio...)
 Other materials available on request (1.2085 - 1.2714 - aluminium...)
 Andere Materialien auf Anfrage verfügbar (1.2085 - 1.2714 - Aluminium...)

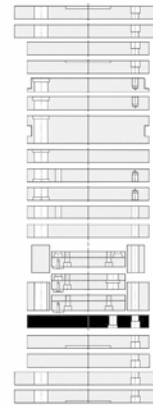
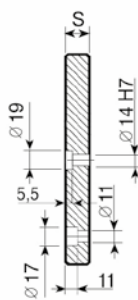
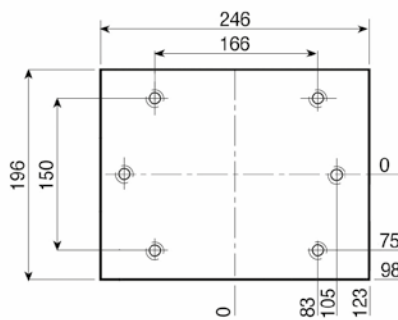


PF



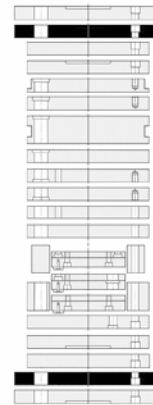
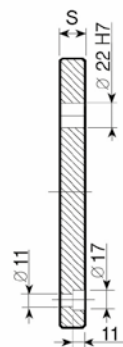
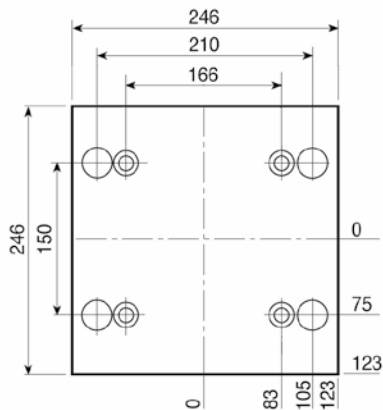
1.1730
ROYALLOY
S
22

PF-G



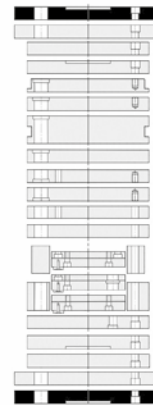
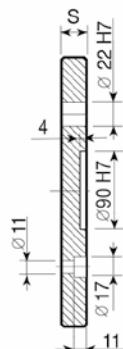
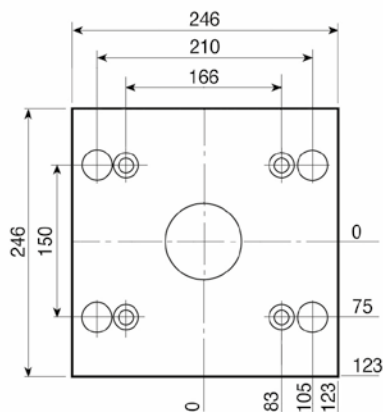
1.1730
ROYALLOY
S
22

PD



1.1730
ROYALLOY
S
22

PD-C

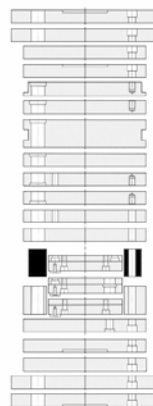
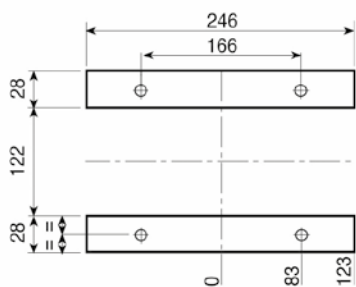


1.1730
ROYALLOY
S
22

Esempio di ordinativo Order example Bestellbeispiel	articolo article Artikel	serie series Serie	spessore thickness Dicke	materiale material Material
	Pf-6	196 x 246	22	1.1730

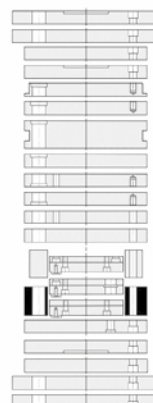
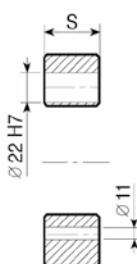
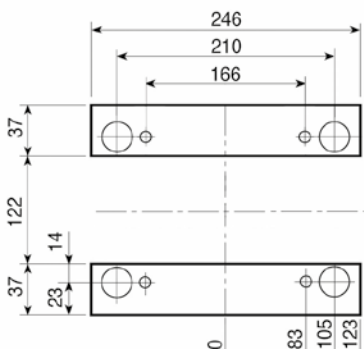
Altri materiali sono disponibili a richiesta (1.2085 - 1.2714 - alluminio...)
Other materials available on request (1.2085 - 1.2714 - aluminium...)
Andere Materialien auf Anfrage verfügbar (1.2085 - 1.2714 - Aluminium...)

D



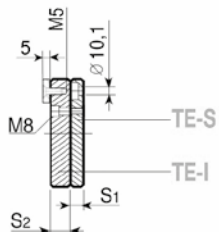
1.1730
ROYALLOY
S
57
77
97

D-H



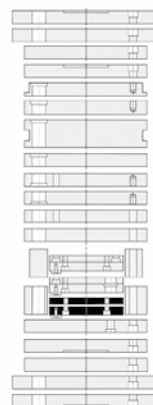
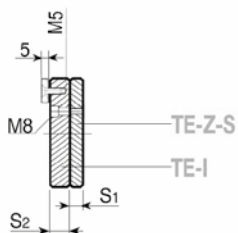
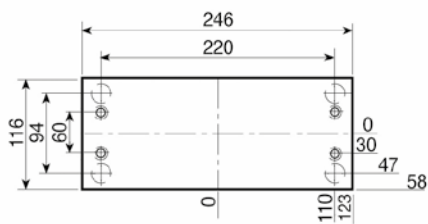
1.1730
ROYALLOY
S
57
77
97

TE { TE-S
TE-I



1.1730
ROYALLOY
S₁ - 12
S₂ - 18

TE-Z { TE-Z-S
TE-I



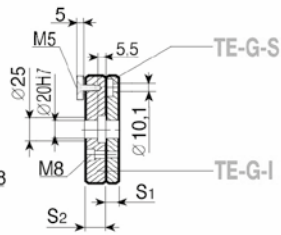
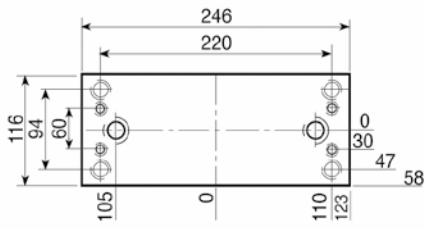
1.1730
ROYALLOY
S₁ - 12
S₂ - 18

Esempio di ordinativo Order example Bestellbeispiel	articolo article Artikel	serie series Serie	spessore thickness Dicke	materiale material Material
	D-H	196 x 246	77	1.1730

Altri materiali sono disponibili a richiesta (1.2085 - 1.2714 - alluminio...)
Other materials available on request (1.2085 - 1.2714 - aluminium...)
Andere Materialien auf Anfrage verfügbar (1.2085 - 1.2714 - Aluminium...)



TE-G { TE-G-S
TE-G-I



1.1730
ROYALLOY

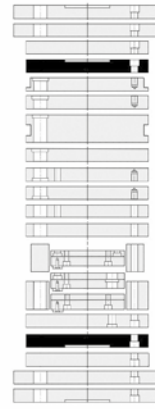
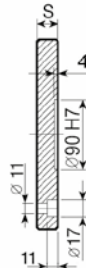
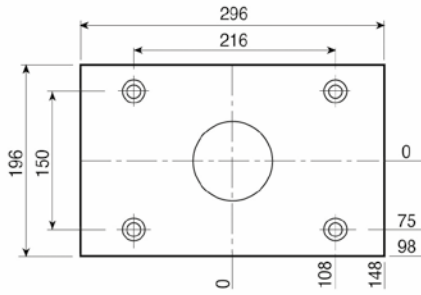
S₁ - 12

S₂ - 18

Esempio di ordinativo Order example Bestellbeispiel	articolo article Artikel	serie series Serie	spessore thickness Dicke	materiale material Material
	TE-G-I	196 x 246	18	1.1730

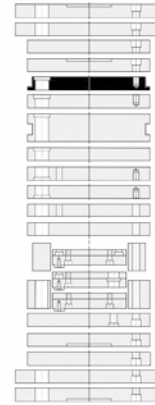
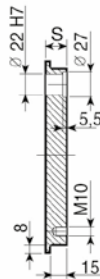
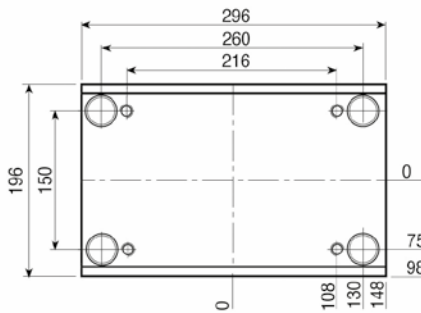
Altri materiali sono disponibili a richiesta (1.2085 - 1.2714 - alluminio...)
Other materials available on request (1.2085 - 1.2714 - aluminium...)
Andere Materialien auf Anfrage verfügbar (1.2085 - 1.2714 - Aluminium...)

PS



1.1730
ROYALLOY
S
22

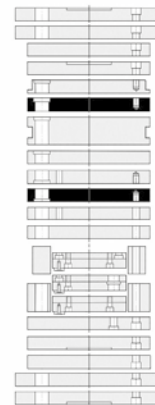
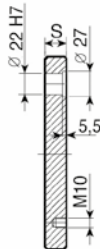
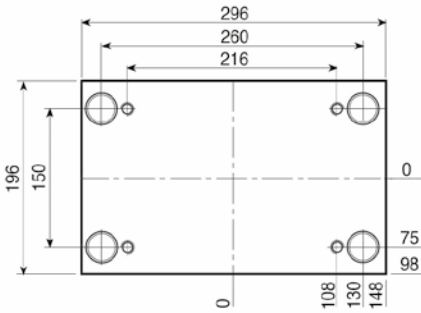
PSX



1.1730
ROYALLOY
S
26
36
46
56

TOOLOX 33
S
26
36
46
56

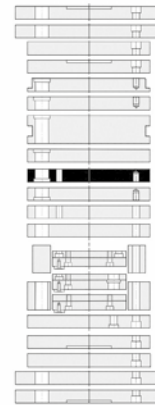
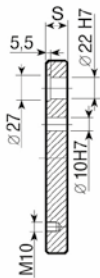
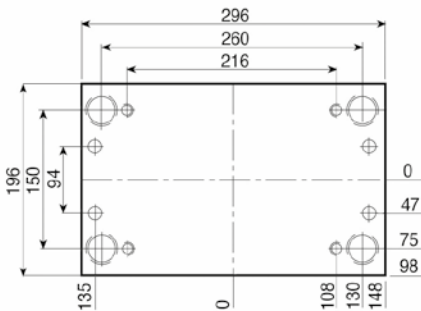
PI-Z



1.1730
ROYALLOY
S
26
36
46
56
66
76
96

TOOLOX 33
S
26
36
46
56
66
76
96

PI



1.1730
ROYALLOY
S
26
36
46
56
66
76
96

TOOLOX 33
S
26
36
46
56
66
76
96

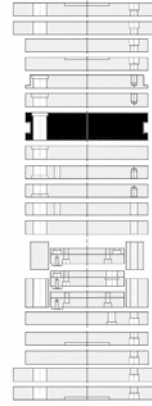
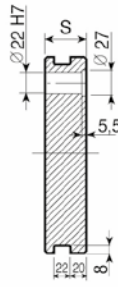
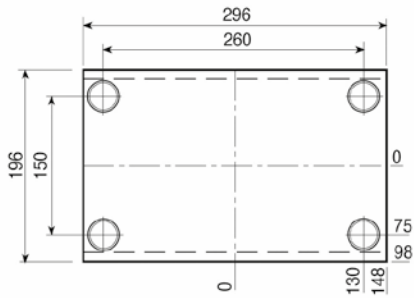
Esempio di ordinativo
Order example
Bestellbeispiel

articolo article Artikel PSX	serie series Serie 196 x 296	spessore thickness Dicke 46	materiale material Material 1.1730
---------------------------------------	---------------------------------------	--------------------------------------	---

Altri materiali sono disponibili a richiesta (1.2085 - 1.2714 - alluminio...)
Other materials available on request (1.2085 - 1.2714 - aluminium...)
Andere Materialien auf Anfrage verfügbar (1.2085 - 1.2714 - Aluminium...)



PSXE



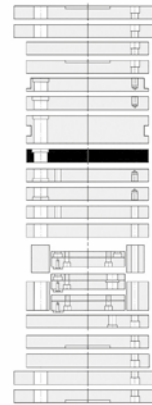
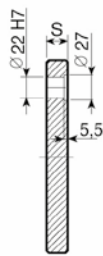
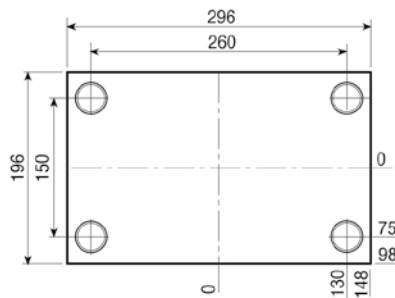
1.1730 ROYALLOY

TOOLOX 33

- S**
- 46
- 56
- 66
- 76
- 96

- S**
- 46
- 56
- 66
- 76
- 96

PM



1.1730 ROYALLOY

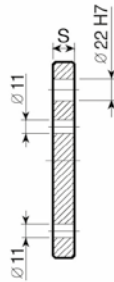
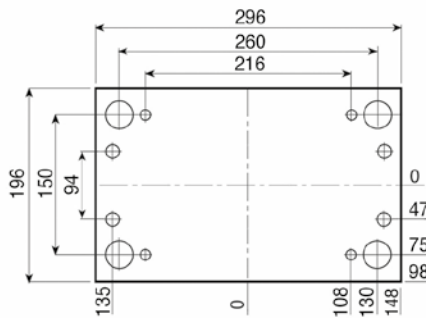
TOOLOX 33

- S**
- 22
- 26
- 36
- 46
- 56
- 66
- 76
- 96

- S**
- 22
- 26
- 36
- 46
- 56
- 66
- 76
- 96

196

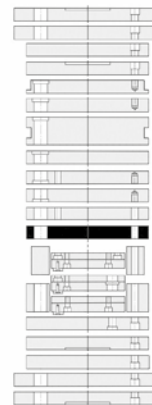
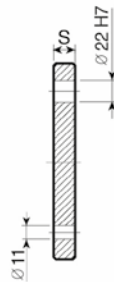
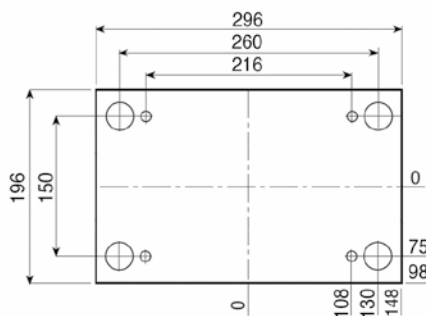
PX



1.1730 ROYALLOY

- S**
- 26

PX-Z



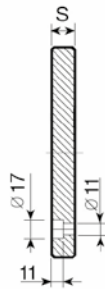
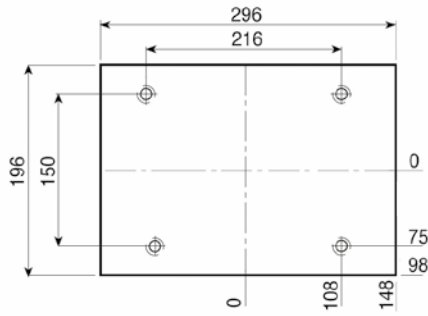
1.1730 ROYALLOY

- S**
- 26

Esempio di ordinativo Order example Bestellbeispiel	articolo article Artikel PSXE	serie series Serie 196 x 296	spessore thickness Dicke 46	materiale material Material 1.1730
--	--	---------------------------------------	--------------------------------------	---

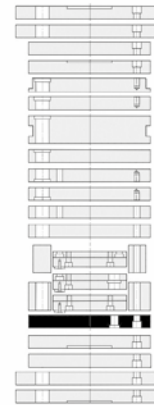
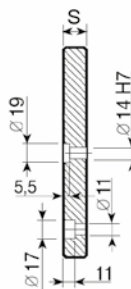
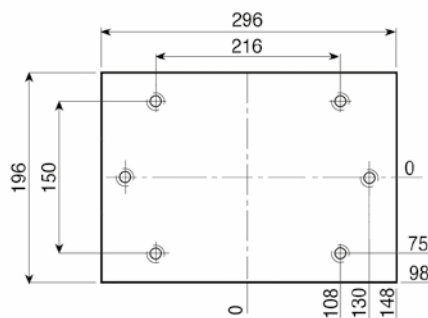
Altri materiali sono disponibili a richiesta (1.2085 - 1.2714 - alluminio...)
Other materials available on request (1.2085 - 1.2714 - aluminium...)
Andere Materialien auf Anfrage verfügbar (1.2085 - 1.2714 - Aluminium...)

PF



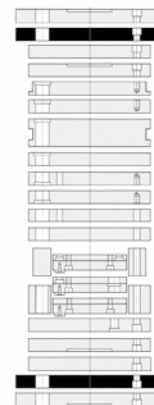
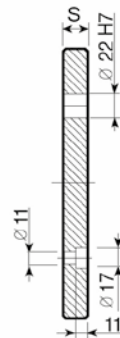
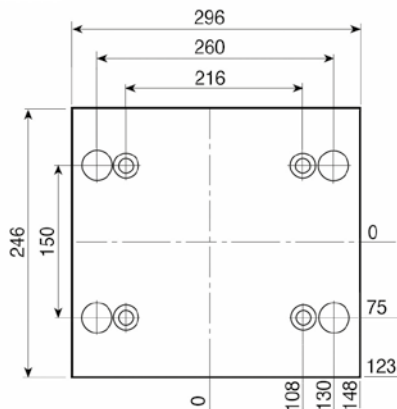
1.1730
ROYALLOY
S
22

PF-G



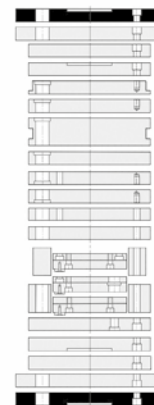
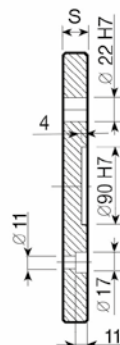
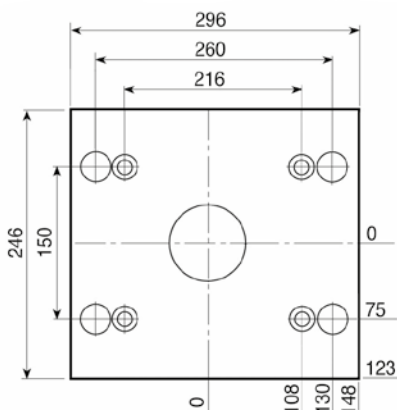
1.1730
ROYALLOY
S
22

PD



1.1730
ROYALLOY
S
22

PD-C



1.1730
ROYALLOY
S
22

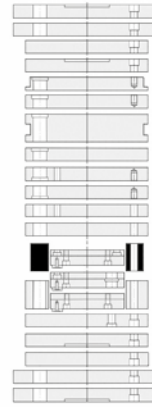
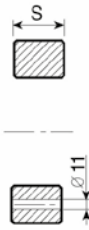
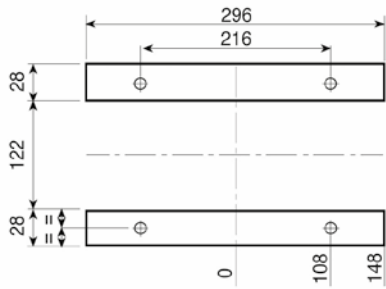
Esempio di ordinativo
Order example
Bestellbeispiel

articolo article Artikel	serie series Serie	spessore thickness Dicke	materiale material Material
PF-6	196x296	22	1.1730

Altri materiali sono disponibili a richiesta (1.2085 - 1.2714 - alluminio...)
Other materials available on request (1.2085 - 1.2714 - aluminium...)
Andere Materialien auf Anfrage verfügbar (1.2085 - 1.2714 - Aluminium...)

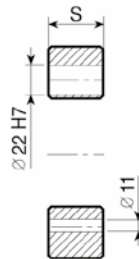
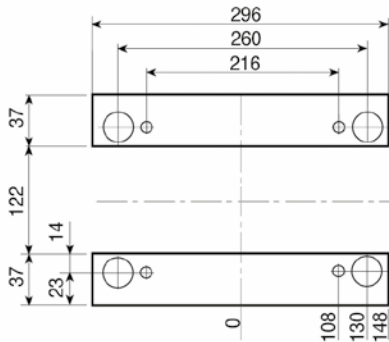


D



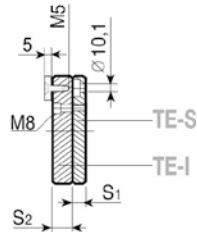
1.1730
ROYALLOY
S
57
77
97

D-H



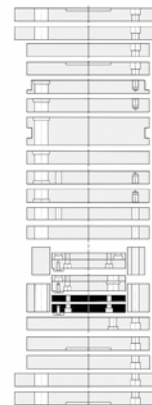
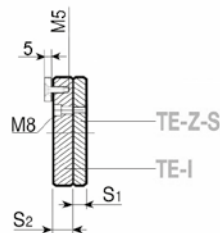
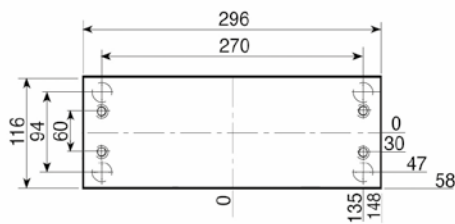
1.1730
ROYALLOY
S
57
77
97

TE {
TE-S
TE-I



1.1730
ROYALLOY
S₁ - 12
S₂ - 18

TE-Z {
TE-Z-S
TE-I

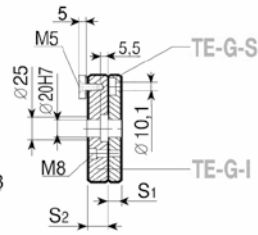
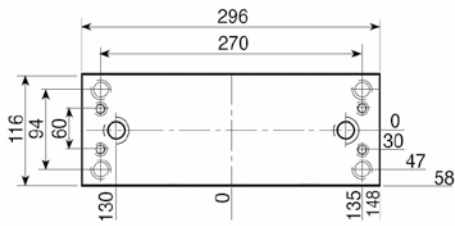


1.1730
ROYALLOY
S₁ - 12
S₂ - 18

Esempio di ordinativo Order example Bestellbeispiel	articolo article Artikel D-H	serie series Serie 196 x 296	spessore thickness Dicke 77	materiale material Material 1.1730
--	--	--	---	--

Altri materiali sono disponibili a richiesta (1.2085 - 1.2714 - alluminio...)
Other materials available on request (1.2085 - 1.2714 - aluminium...)
Andere Materialien auf Anfrage verfügbar (1.2085 - 1.2714 - Aluminium...)

TE-G {
TE-G-S
TE-G-I



1.1730
ROYALLOY

S₁ - 12

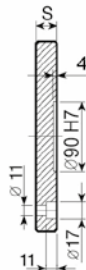
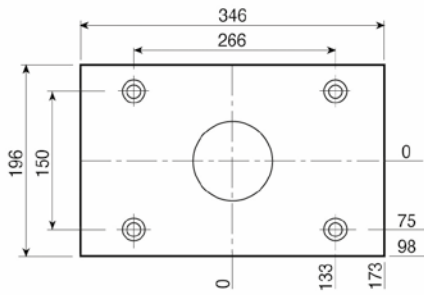
S₂ - 18

Esempio di ordinativo Order example Bestellbeispiel	articolo article Artikel	serie series Serie	spessore thickness Dicke	materiale material Material
	TE-G-I	196 x 296	18	1.1730

Altri materiali sono disponibili a richiesta (1.2085 - 1.2714 - alluminio...)
Other materials available on request (1.2085 - 1.2714 - aluminium...)
Andere Materialien auf Anfrage verfügbar (1.2085 - 1.2714 - Aluminium...)

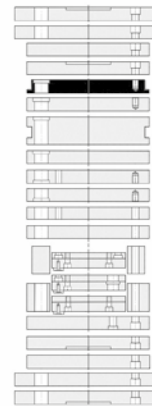
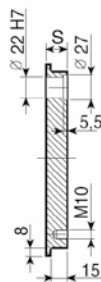
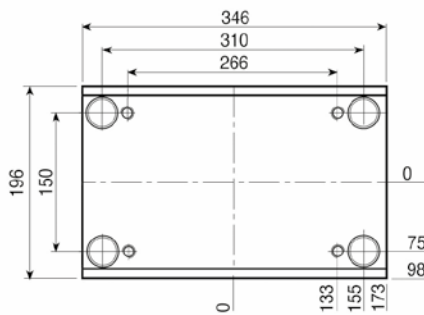


PS



1.1730
ROYALLOY
S
22

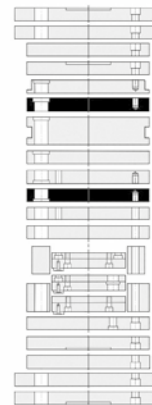
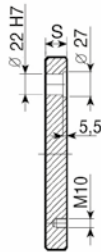
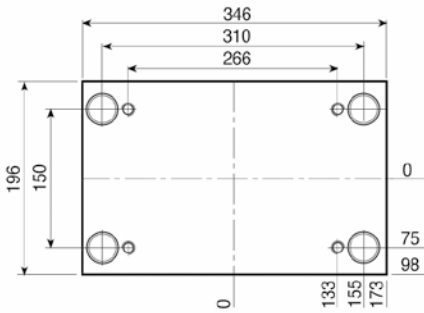
PSX



1.1730
ROYALLOY
S
26
36
46
56

TOOLOX 33
S
26
36
46
56

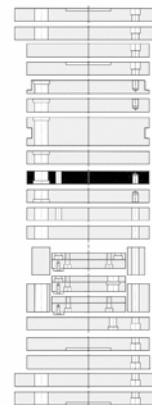
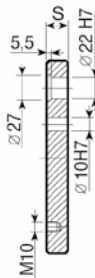
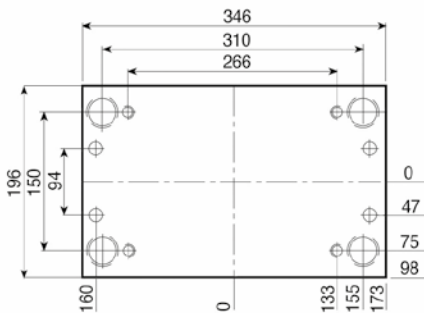
PI-Z



1.1730
ROYALLOY
S
26
36
46
56
66
76
96

TOOLOX 33
S
26
36
46
56
66
76
96

PI



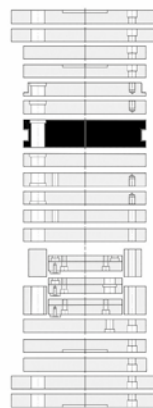
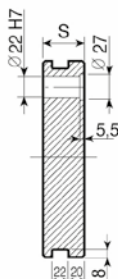
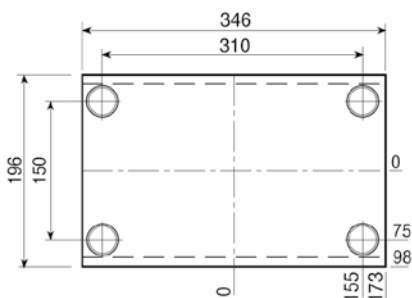
1.1730
ROYALLOY
S
26
36
46
56
66
76
96

TOOLOX 33
S
26
36
46
56
66
76
96

Esempio di ordinativo Order example Bestellbeispiel	articolo article Artikel PSX	serie series Serie 196 x 346	spessore thickness Dicke 46	materiale material Material 1.1730
--	---------------------------------------	---------------------------------------	--------------------------------------	---

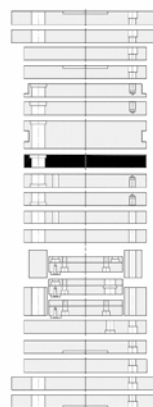
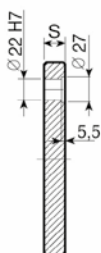
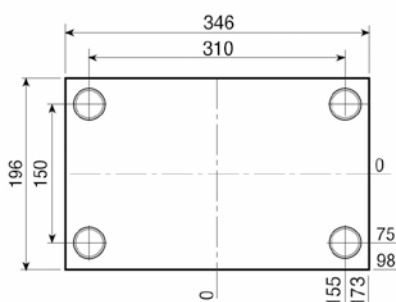
Altri materiali sono disponibili a richiesta (1.2085 - 1.2714 - alluminio...)
Other materials available on request (1.2085 - 1.2714 - aluminium...)
Andere Materialien auf Anfrage verfügbar (1.2085 - 1.2714 - Aluminium...)

PSXE



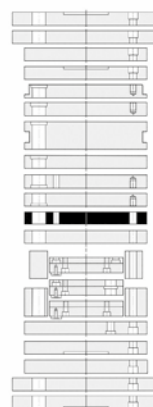
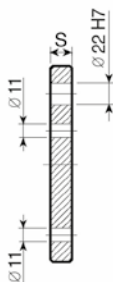
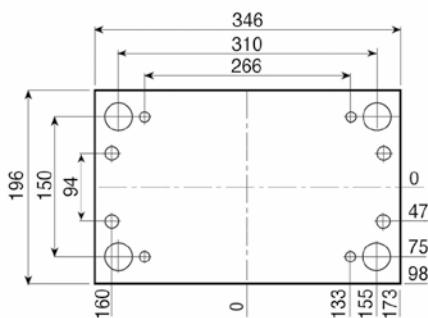
1.1730 ROYALLOY	TOOLOX 33
S	S
46	46
56	56
66	66
76	76
96	96

PM



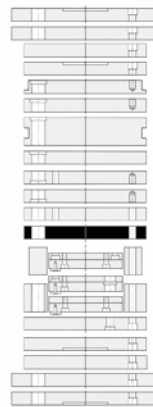
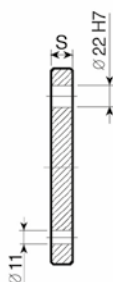
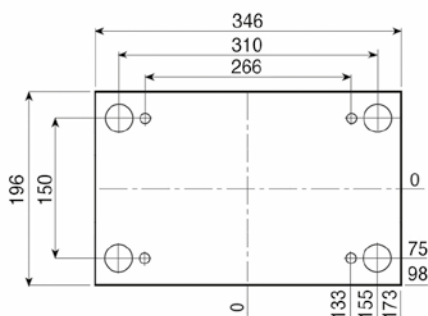
1.1730 ROYALLOY	TOOLOX 33
S	S
22	22
26	26
36	36
46	46
56	56
66	66
76	76
96	96

PX



1.1730 ROYALLOY
S
26

PX-Z



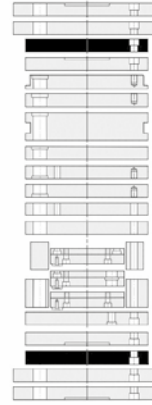
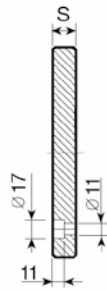
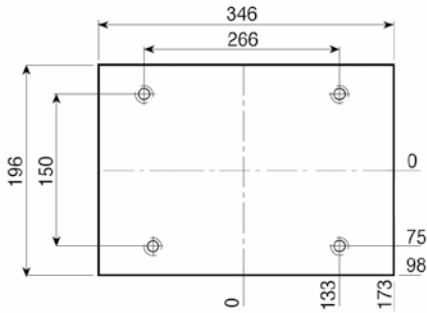
1.1730 ROYALLOY
S
26

Esempio di ordinativo Order example Bestellbeispiel	articolo article Artikel	serie series Serie	spessore thickness Dicke	materiale material Material
	PSXE	196 x 346	46	1.1730

Altri materiali sono disponibili a richiesta (1.2085 - 1.2714 - alluminio...)
Other materials available on request (1.2085 - 1.2714 - aluminium...)
Andere Materialien auf Anfrage verfügbar (1.2085 - 1.2714 - Aluminium...)

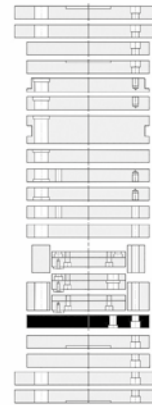
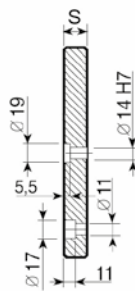
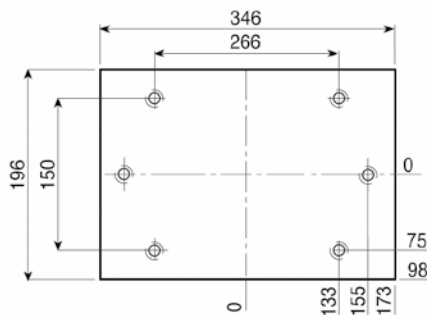


PF



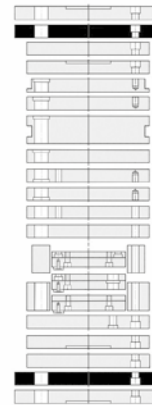
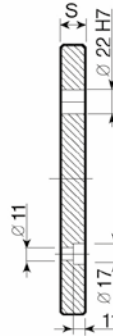
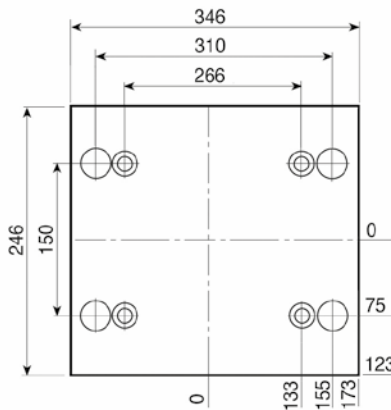
1.1730
ROYALLOY
S
22

PF-G



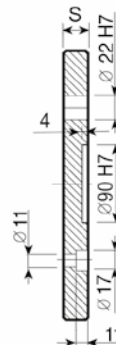
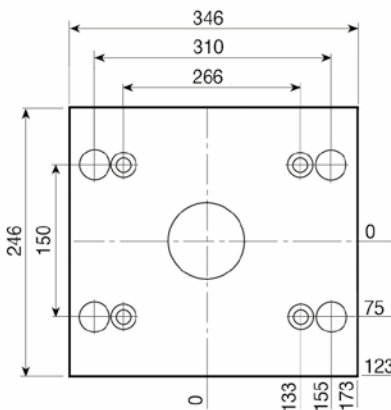
1.1730
ROYALLOY
S
22

PD



1.1730
ROYALLOY
S
22

PD-C

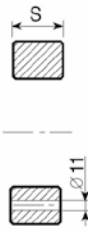
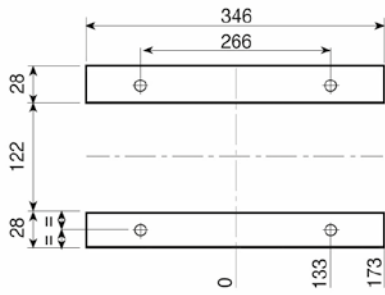


1.1730
ROYALLOY
S
22

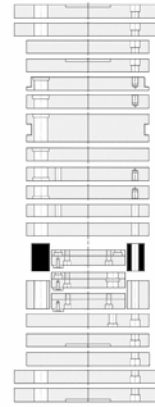
196

Esempio di ordinativo Order example Bestellbeispiel	articolo article Artikel	serie series Serie	spessore thickness Dicke	materiale material Material
	PF-6	196 x 346	22	1.1730

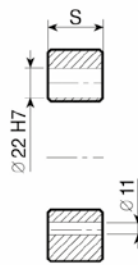
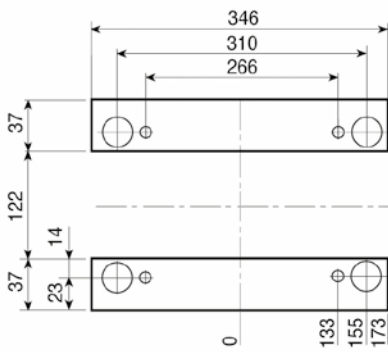
Altri materiali sono disponibili a richiesta (1.2085 - 1.2714 - alluminio...)
Other materials available on request (1.2085 - 1.2714 - aluminium...)
Andere Materialien auf Anfrage verfügbar (1.2085 - 1.2714 - Aluminium...)



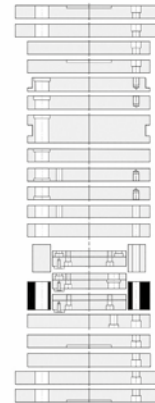
D



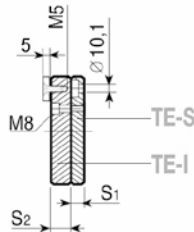
1.1730
ROYALLOY
S
57
77
97



D-H



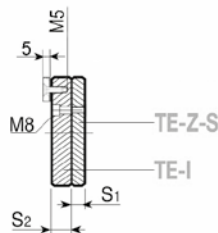
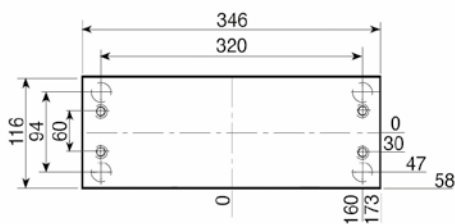
1.1730
ROYALLOY
S
57
77
97



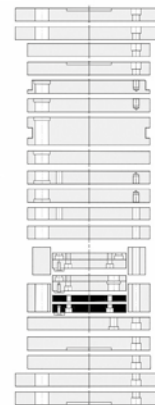
TE { TE-S
TE-I



1.1730
ROYALLOY
S₁ - 12
S₂ - 18



TE-Z { TE-Z-S
TE-I



1.1730
ROYALLOY
S₁ - 12
S₂ - 18

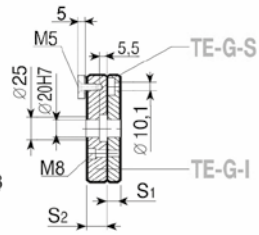
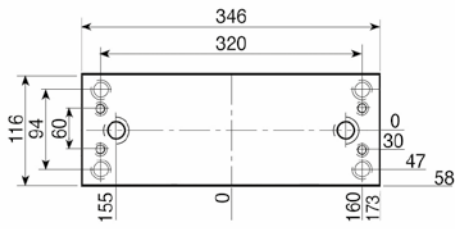
Esempio di ordinativo
Order example
Bestellbeispiel

articolo article Artikel D-H	serie series Serie 196 x 346	spessore thickness Dicke 77	materiale material Material 1.1730
---------------------------------------	---------------------------------------	--------------------------------------	---

Altri materiali sono disponibili a richiesta (1.2085 - 1.2714 - alluminio...)
Other materials available on request (1.2085 - 1.2714 - aluminium...)
Andere Materialien auf Anfrage verfügbar (1.2085 - 1.2714 - Aluminium...)



TE-G { TE-G-S
TE-G-I



1.1730
ROYALLOY

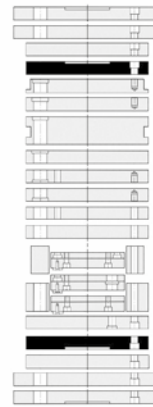
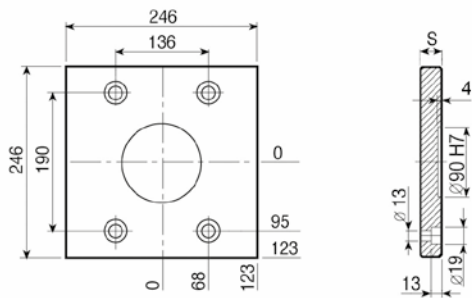
S₁ - 12

S₂ - 18

Esempio di ordinativo Order example Bestellbeispiel	articolo article Artikel	serie series Serie	spessore thickness Dicke	materiale material Material
	TE-G-I	196 x 346	18	1.1730

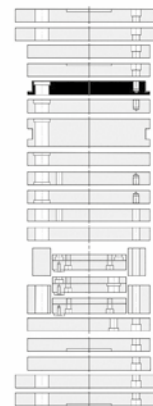
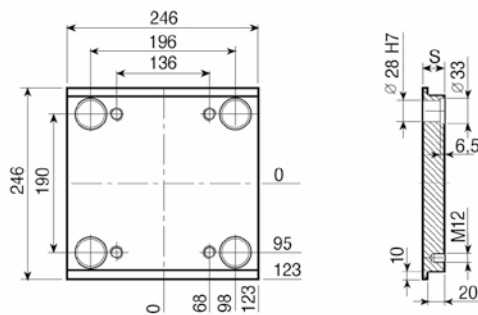
Altri materiali sono disponibili a richiesta (1.2085 - 1.2714 - alluminio...)
Other materials available on request (1.2085 - 1.2714 - aluminium...)
Andere Materialien auf Anfrage verfügbar (1.2085 - 1.2714 - Aluminium...)

PS



1.1730
ROYALLOY
S
26

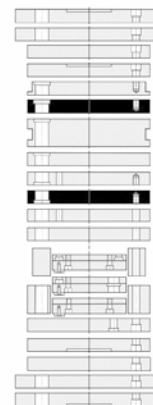
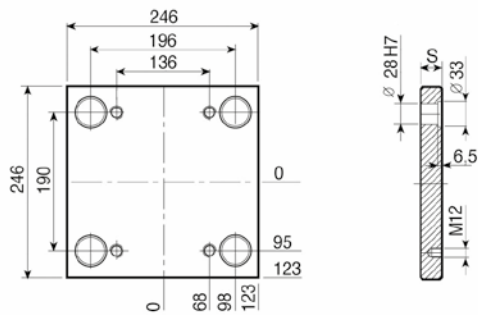
PSX



1.1730
ROYALLOY
S
26
36
46
56

TOOLOX 33
S
26
36
46
56

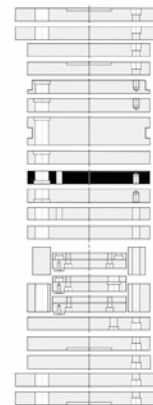
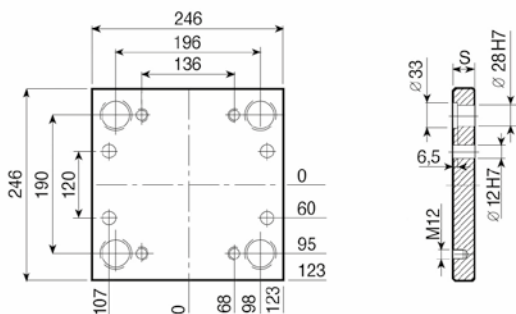
PI-Z



1.1730
ROYALLOY
S
26
36
46
56
66
76
96

TOOLOX 33
S
26
36
46
56
66
76
96

PI



1.1730
ROYALLOY
S
26
36
46
56
66
76
96

TOOLOX 33
S
26
36
46
56
66
76
96

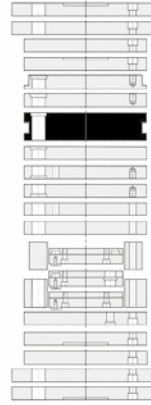
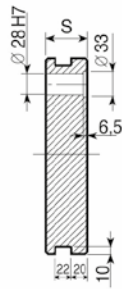
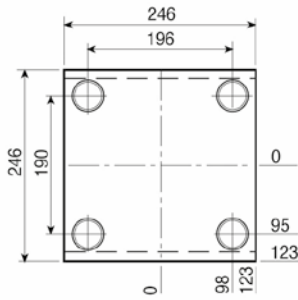
Esempio di ordinativo
Order example
Bestellbeispiel

articolo article Artikel PSX	serie series Serie 246x246	spessore thickness Dicke 46	materiale material Material 1.1730
---------------------------------------	-------------------------------------	--------------------------------------	---

Altri materiali sono disponibili a richiesta (1.2085 - 1.2714 - alluminio...)
Other materials available on request (1.2085 - 1.2714 - aluminium...)
Andere Materialien auf Anfrage verfügbar (1.2085 - 1.2714 - Aluminium...)



PSXE



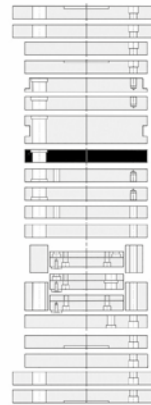
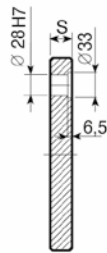
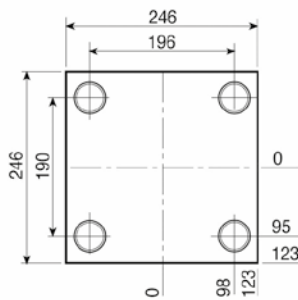
1.1730 ROYALLOY

TOOLOX 33

- S**
- 46
- 56
- 66
- 76
- 96

- S**
- 46
- 56
- 66
- 76
- 96

PM



1.1730 ROYALLOY

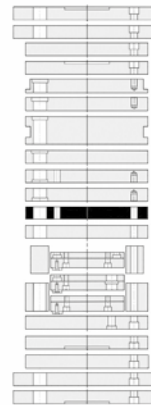
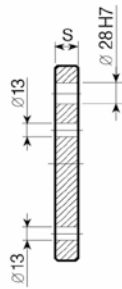
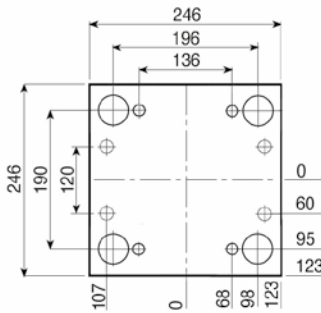
TOOLOX 33

- S**
- 26
- 36
- 46
- 56
- 66
- 76
- 96

- S**
- 26
- 36
- 46
- 56
- 66
- 76
- 96

246

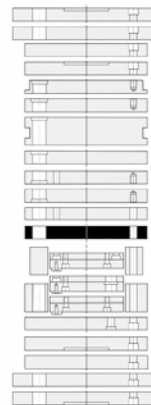
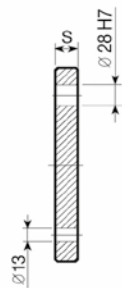
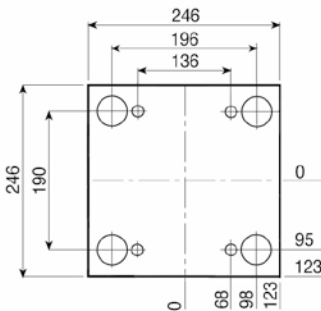
PX



1.1730 ROYALLOY

- S**
- 36

PX-Z



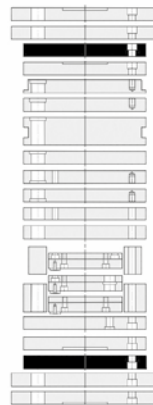
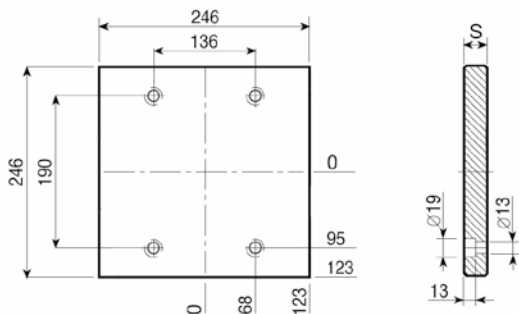
1.1730 ROYALLOY

- S**
- 36

Esempio di ordinativo <i>Order example</i> <i>Bestellbeispiel</i>	articolo article Artikel PSXE	serie series Serie 246 x 246	spessore thickness material Dicke 46	materiale material Material 1.1730
--	--	---------------------------------------	--	---

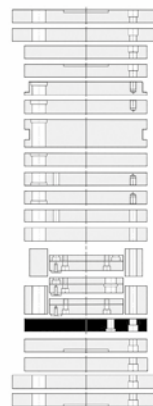
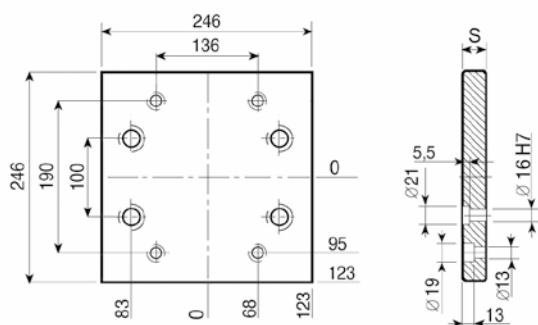
Altri materiali sono disponibili a richiesta (1.2085 - 1.2714 - alluminio...)
Other materials available on request (1.2085 - 1.2714 - aluminium...)
Andere Materialien auf Anfrage verfügbar (1.2085 - 1.2714 - Aluminium...)

PF



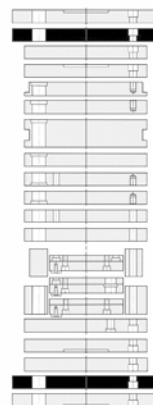
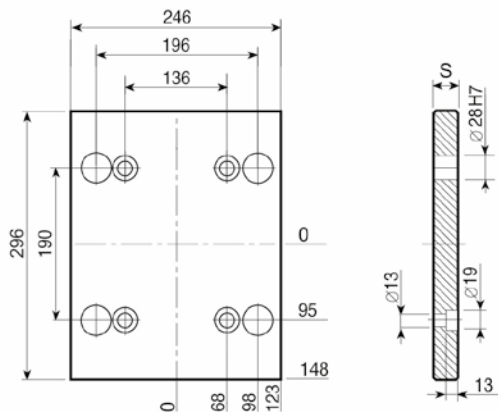
1.1730
ROYALLOY
S
26

PF-G



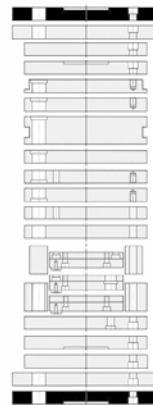
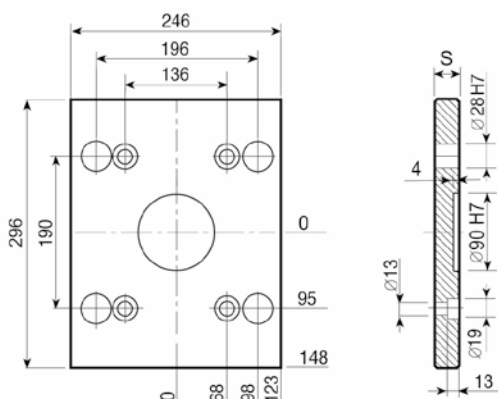
1.1730
ROYALLOY
S
26

PD



1.1730
ROYALLOY
S
26

PD-C



1.1730
ROYALLOY
S
26

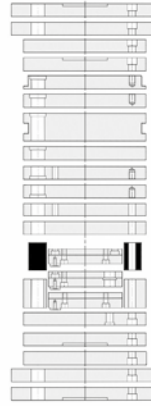
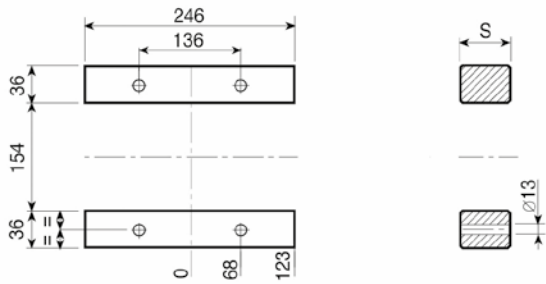
Esempio di ordinativo
Order example
Bestellbeispiel

articolo article Artikel PF-6	serie series Serie 246x246	spessore thickness Material Dicke 26	materiale material Material 1.1730
--	-------------------------------------	--	---

Altri materiali sono disponibili a richiesta (1.2085 - 1.2714 - alluminio...)
Other materials available on request (1.2085 - 1.2714 - aluminium...)
Andere Materialien auf Anfrage verfügbar (1.2085 - 1.2714 - Aluminium...)

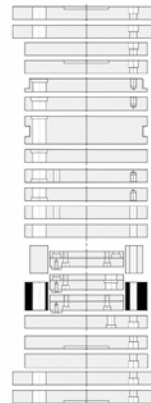
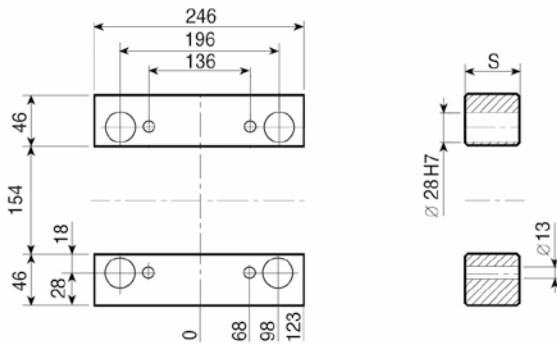


D



1.1730
ROYALLOY
S
57
77
97

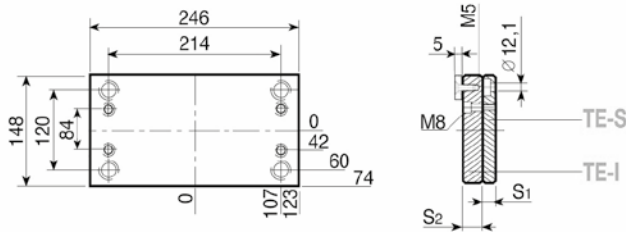
D-H



1.1730
ROYALLOY
S
57
77
97

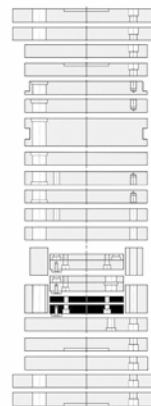
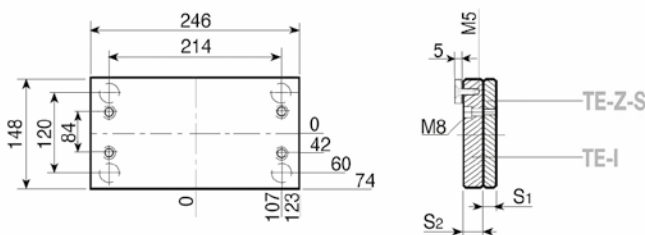
246

TE {TE-S
TE-I



1.1730
ROYALLOY
S₁ - 12
S₂ - 18

TE-Z {TE-Z-S
TE-I

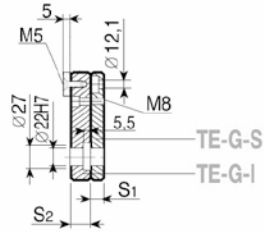
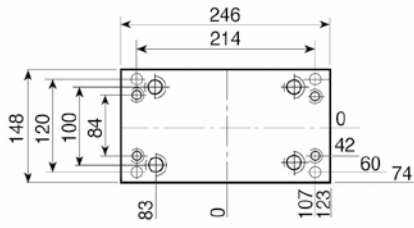


1.1730
ROYALLOY
S₁ - 12
S₂ - 18

Esempio di ordinativo Order example Bestellbeispiel	articolo article Artikel D-H	serie series Serie 246 x 246	spessore thickness Dicke 77	materiale material Material 1.1730
--	---------------------------------------	---------------------------------------	--------------------------------------	---

Altri materiali sono disponibili a richiesta (1.2085 - 1.2714 - alluminio...)
Other materials available on request (1.2085 - 1.2714 - aluminium...)
Andere Materialien auf Anfrage verfügbar (1.2085 - 1.2714 - Aluminium...)

TE-G {
TE-G-S
TE-G-I



1.1730
ROYALLOY

S₁ - 12

S₂ - 18

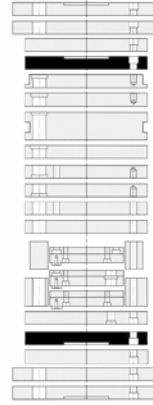
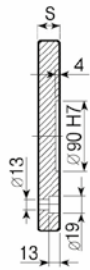
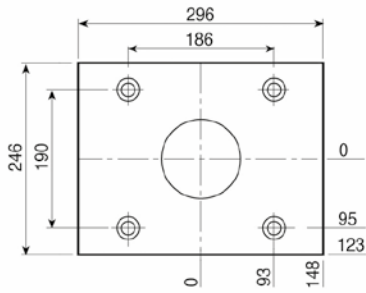
Esempio di ordinativo
Order example
Bestellbeispiel

articolo article Artikel	serie series Serie	spessore thickness Dicke	materiale material Material
TE-G-I	246x246	18	1.1730

Altri materiali sono disponibili a richiesta (1.2085 - 1.2714 - alluminio...)
Other materials available on request (1.2085 - 1.2714 - aluminium...)
Andere Materialien auf Anfrage verfügbar (1.2085 - 1.2714 - Aluminium...)

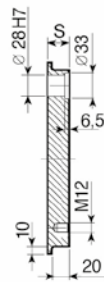
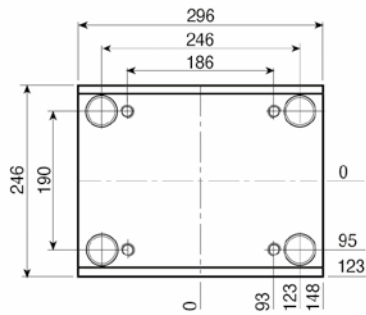


PS



1.1730
ROYALLOY
S
26

PSX

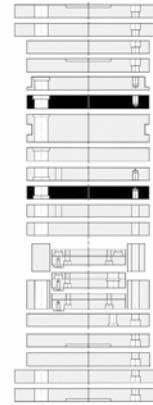
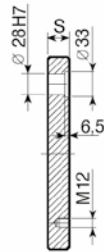
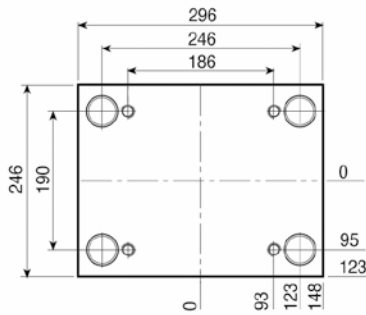


1.1730
ROYALLOY
S
26
36
46
56

TOOLOX 33
S
26
36
46
56

246

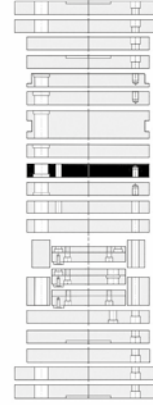
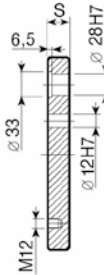
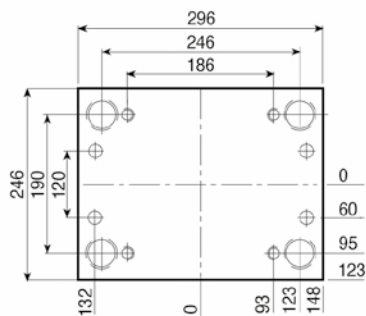
PI-Z



1.1730
ROYALLOY
S
26
36
46
56
66
76
96

TOOLOX 33
S
26
36
46
56
66
76
96

PI



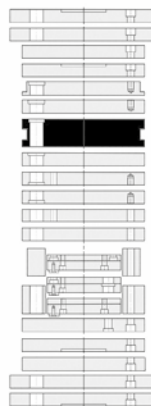
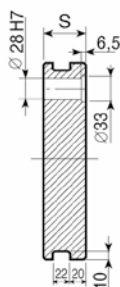
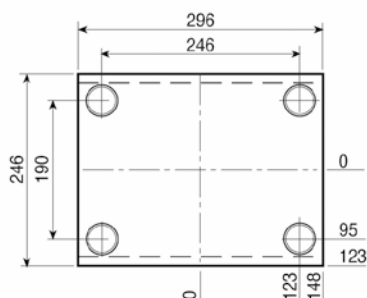
1.1730
ROYALLOY
S
26
36
46
56
66
76
96

TOOLOX 33
S
26
36
46
56
66
76
96

Esempio di ordinativo <i>Order example</i> <i>Bestellbeispiel</i>	articolo article Artikel PSX	serie series Serie 246 x 296	spessore thickness material Dicke 46	materiale material Material 1.1730
--	---------------------------------------	---------------------------------------	--	---

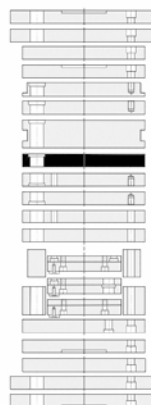
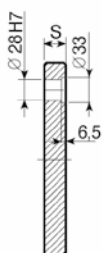
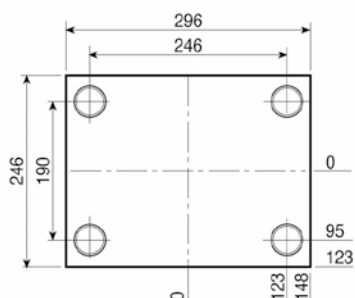
Altri materiali sono disponibili a richiesta (1.2085 - 1.2714 - alluminio...)
Other materials available on request (1.2085 - 1.2714 - aluminium...)
Andere Materialien auf Anfrage verfügbar (1.2085 - 1.2714 - Aluminium...)

PSXE



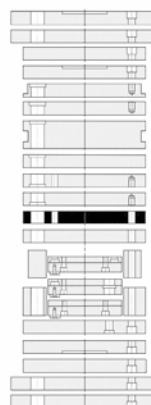
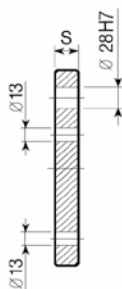
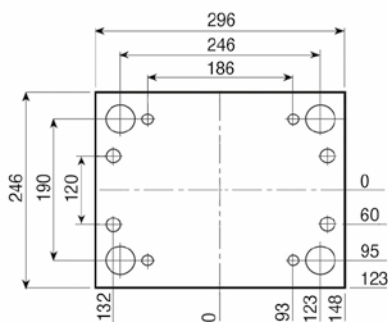
1.1730 ROYALLOY	TOOLOX 33
S	S
46	46
56	56
66	66
76	76
96	96

PM



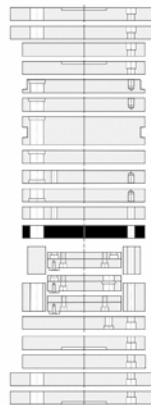
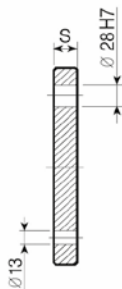
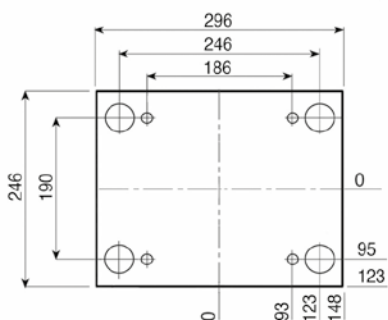
1.1730 ROYALLOY	TOOLOX 33
S	S
26	26
36	36
46	46
56	56
66	66
76	76
96	96

PX



1.1730 ROYALLOY
S
36

PX-Z



1.1730 ROYALLOY
S
36

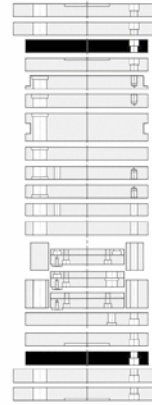
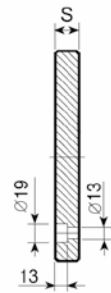
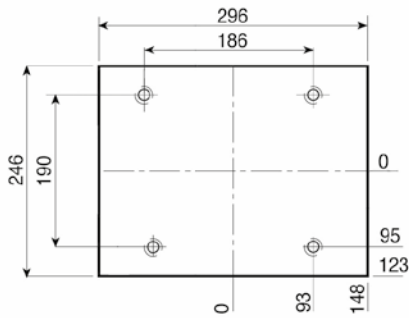
Esempio di ordinativo
Order example
Bestellbeispiel

articolo article Artikel	serie series Serie	spessore thickness Dicke	materiale material Material
PSXE	246x296	46	1.1730

Altri materiali sono disponibili a richiesta (1.2085 - 1.2714 - alluminio...)
 Other materials available on request (1.2085 - 1.2714 - aluminium...)
 Andere Materialien auf Anfrage verfügbar (1.2085 - 1.2714 - Aluminium...)

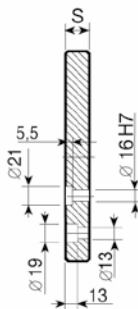
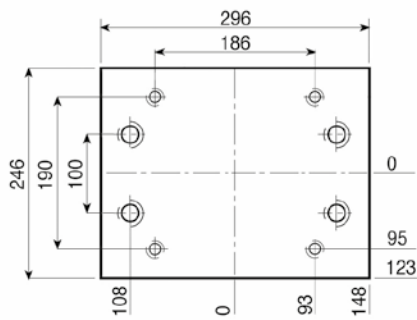


PF



1.1730
ROYALLOY
S
26

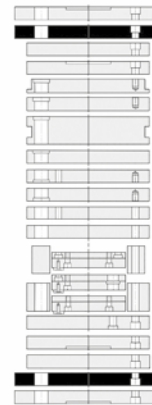
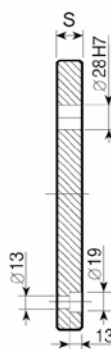
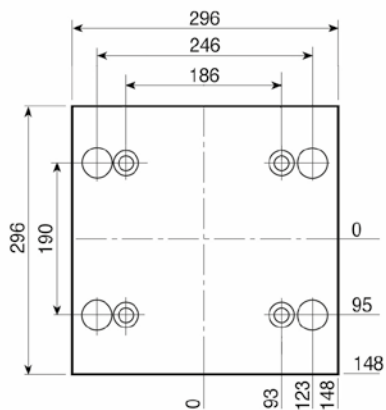
PF-G



1.1730
ROYALLOY
S
26

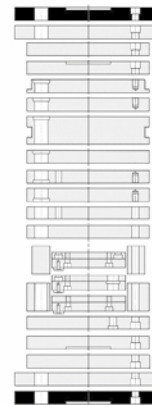
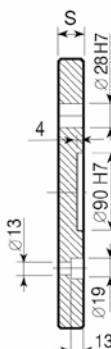
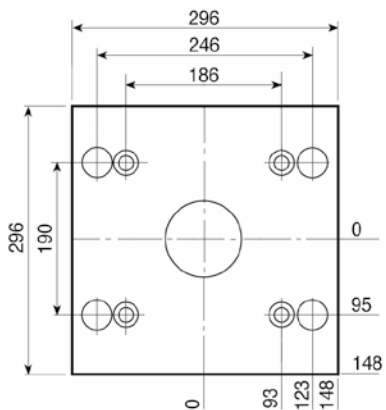
246

PD



1.1730
ROYALLOY
S
26

PD-C

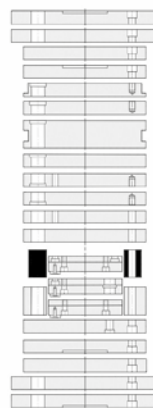
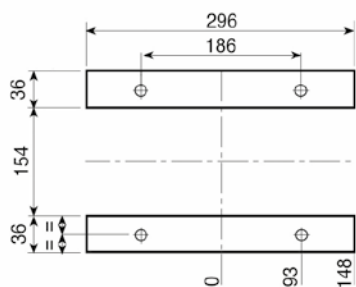


1.1730
ROYALLOY
S
26

Esempio di ordinativo Order example Bestellbeispiel	articolo article Artikel	serie series Serie	spessore thickness Dicke	materiale material Material
	Pf-6	246 x 296	26	1.1730

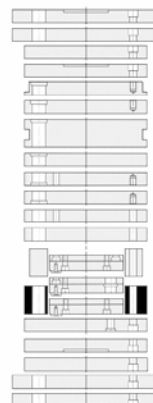
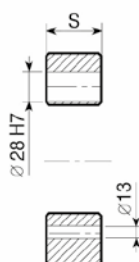
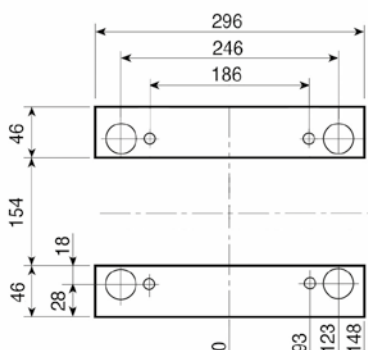
Altri materiali sono disponibili a richiesta (1.2085 - 1.2714 - alluminio...)
Other materials available on request (1.2085 - 1.2714 - aluminium...)
Andere Materialien auf Anfrage verfügbar (1.2085 - 1.2714 - Aluminium...)

D



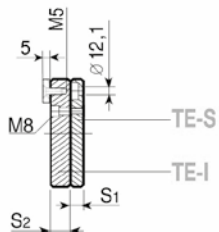
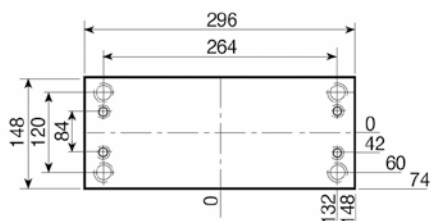
1.1730
ROYALLOY
S
57
77
97

D-H



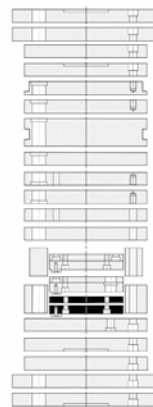
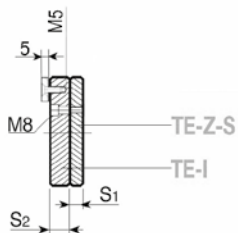
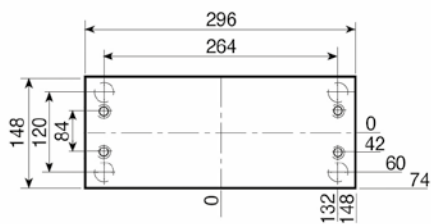
1.1730
ROYALLOY
S
57
77
97

TE { TE-S
TE-I



1.1730
ROYALLOY
S₁ - 12
S₂ - 18

TE-Z { TE-Z-S
TE-I



1.1730
ROYALLOY
S₁ - 12
S₂ - 18

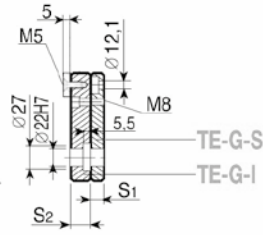
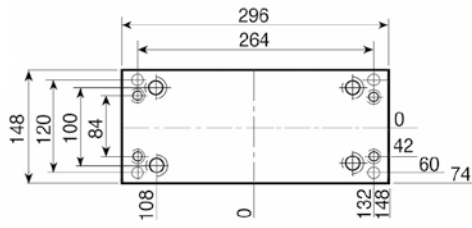
Esempio di ordinativo
Order example
Bestellbeispiel

articolo article Artikel D-H	serie series Serie 246x296	spessore thickness material Dicke 77	materiale material Material 1.1730
---------------------------------------	-------------------------------------	--	---

Altri materiali sono disponibili a richiesta (1.2085 - 1.2714 - alluminio...)
Other materials available on request (1.2085 - 1.2714 - aluminium...)
Andere Materialien auf Anfrage verfügbar (1.2085 - 1.2714 - Aluminium...)



TE-G { TE-G-S
TE-G-I



1.1730
ROYALLOY

S₁ - 12

S₂ - 18

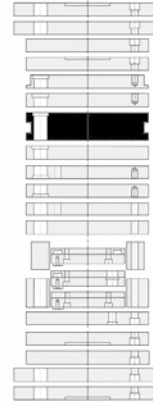
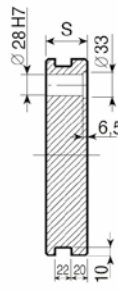
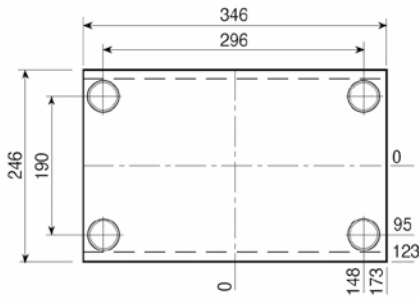
246

Esempio di ordinativo Order example Bestellbeispiel	articolo article Artikel	serie series Serie	spessore thickness Dicke	materiale material Material
	TE-G-I	246 x 296	18	1.1730

Altri materiali sono disponibili a richiesta (1.2085 - 1.2714 - alluminio...)
Other materials available on request (1.2085 - 1.2714 - aluminium...)
Andere Materialien auf Anfrage verfügbar (1.2085 - 1.2714 - Aluminium...)



PSXE



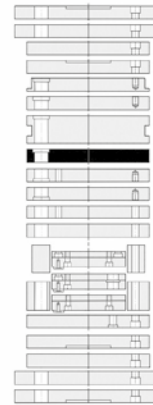
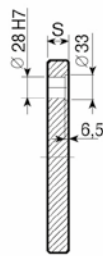
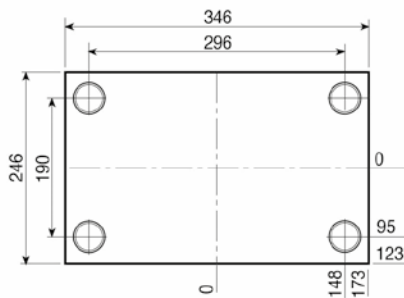
1.1730 ROYALLOY

TOOLOX 33

- S**
- 46
- 56
- 66
- 76
- 96

- S**
- 46
- 56
- 66
- 76
- 96

PM



1.1730 ROYALLOY

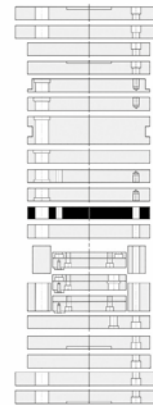
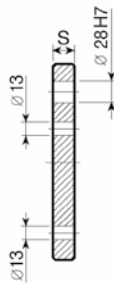
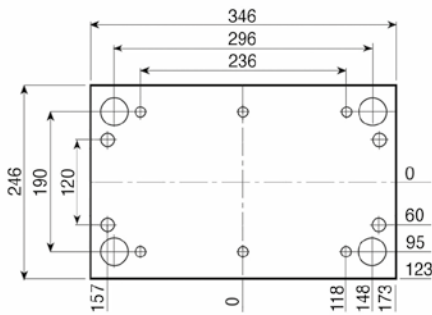
TOOLOX 33

- S**
- 26
- 36
- 46
- 56
- 66
- 76
- 96

- S**
- 26
- 36
- 46
- 56
- 66
- 76
- 96

246

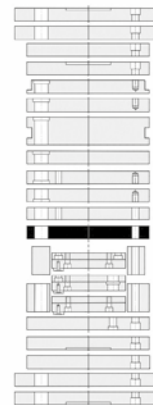
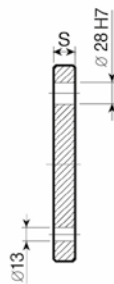
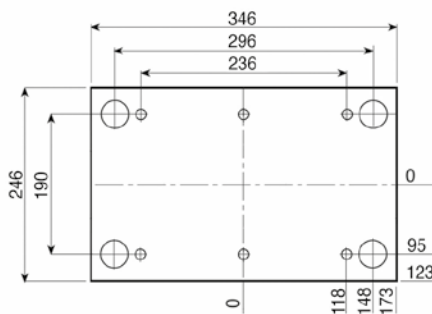
PX



1.1730 ROYALLOY

- S**
- 36

PX-Z



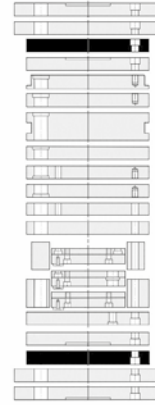
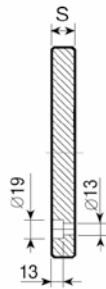
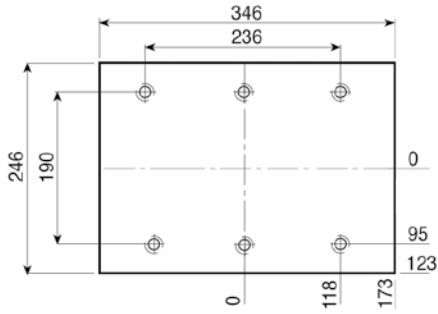
1.1730 ROYALLOY

- S**
- 36

Esempio di ordinativo	articolo	serie	spessore	materiale
Order example	article	series	thickness	material
Bestellbeispiel	Artikel	Serie	Dicke	Material
	PSXE	246 x 346	46	1.1730

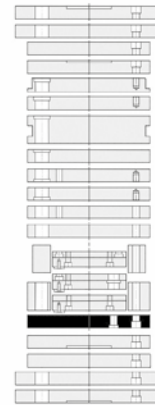
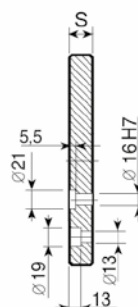
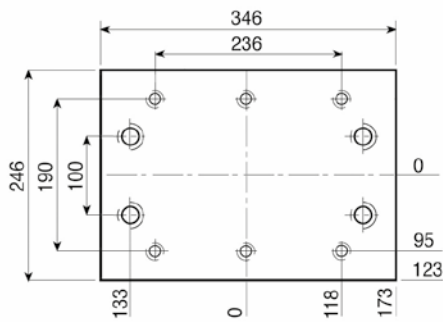
Altri materiali sono disponibili a richiesta (1.2085 - 1.2714 - alluminio...)
 Other materials available on request (1.2085 - 1.2714 - aluminium...)
 Andere Materialien auf Anfrage verfügbar (1.2085 - 1.2714 - Aluminium...)

PF



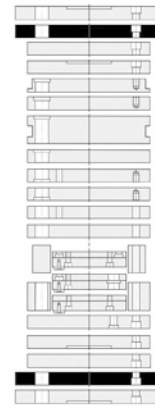
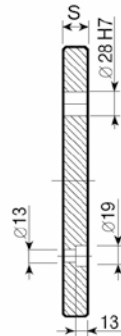
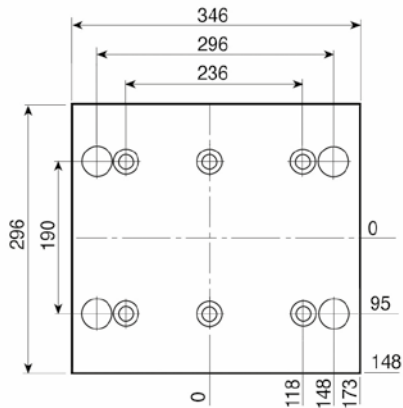
1.1730
ROYALLOY
S
26

PF-G



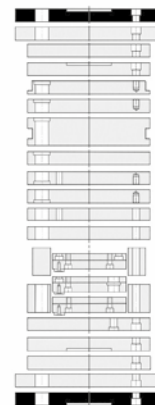
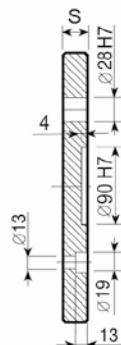
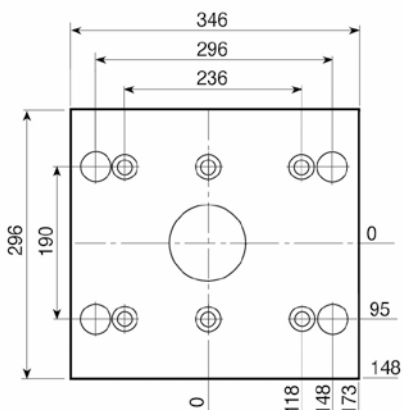
1.1730
ROYALLOY
S
26

PD



1.1730
ROYALLOY
S
26

PD-C



1.1730
ROYALLOY
S
26

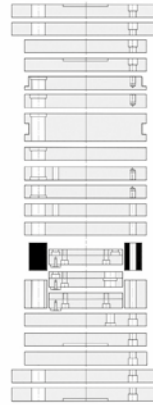

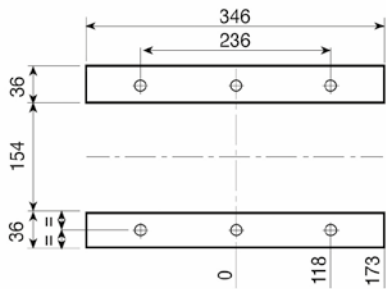
Esempio di ordinativo
Order example
Bestellbeispiel

articolo article Artikel	serie series Serie	spessore thickness Dicke	materiale material Material
PF-6	246x346	26	1.1730

Altri materiali sono disponibili a richiesta (1.2085 - 1.2714 - alluminio...)
Other materials available on request (1.2085 - 1.2714 - aluminium...)
Andere Materialien auf Anfrage verfügbar (1.2085 - 1.2714 - Aluminium...)

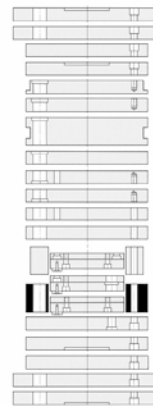
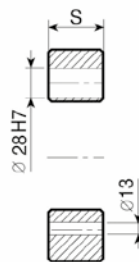
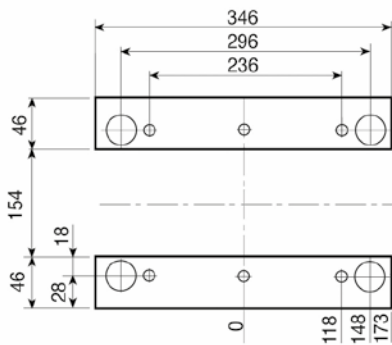


D



1.1730
ROYALLOY
S
57
77
97

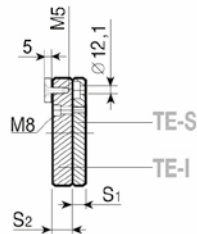
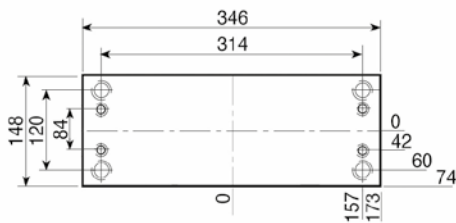
D-H



1.1730
ROYALLOY
S
57
77
97

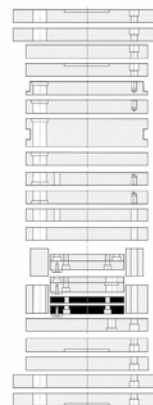
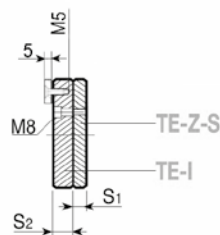
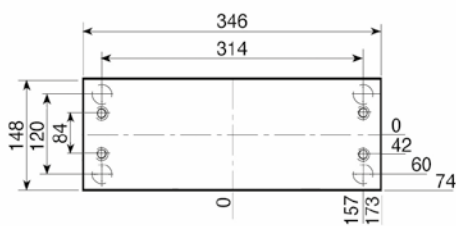
246

TE {
TE-S
TE-I



1.1730
ROYALLOY
S₁ - 12
S₂ - 18

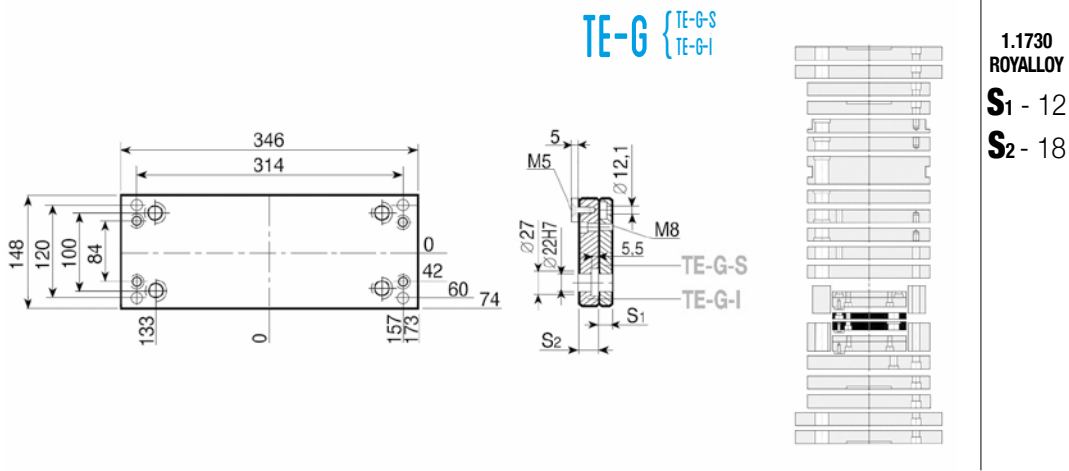
TE-Z {
TE-Z-S
TE-I



1.1730
ROYALLOY
S₁ - 12
S₂ - 18

Esempio di ordinativo Order example Bestellbeispiel	articolo article Artikel	serie series Serie	spessore thickness Dicke	materiale material Material
	D-H	246 x 346	77	1.1730

Altri materiali sono disponibili a richiesta (1.2085 - 1.2714 - alluminio...)
Other materials available on request (1.2085 - 1.2714 - aluminium...)
Andere Materialien auf Anfrage verfügbar (1.2085 - 1.2714 - Aluminium...)

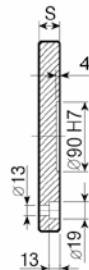
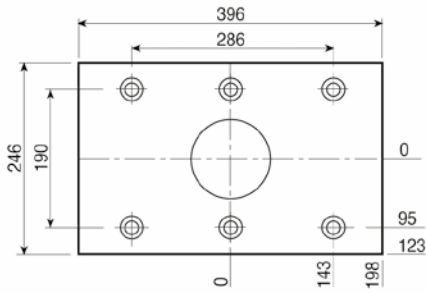


Esempio di ordinativo Order example Bestellbeispiel	articolo article Artikel	serie series Serie	spessore thickness Dicke	materiale material Material
	TE-G-I	246 x 346	18	1.1730

Altri materiali sono disponibili a richiesta (1.2085 - 1.2714 - alluminio...)
 Other materials available on request (1.2085 - 1.2714 - aluminium...)
 Andere Materialien auf Anfrage verfügbar (1.2085 - 1.2714 - Aluminium...)

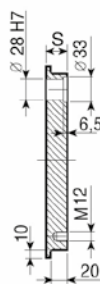
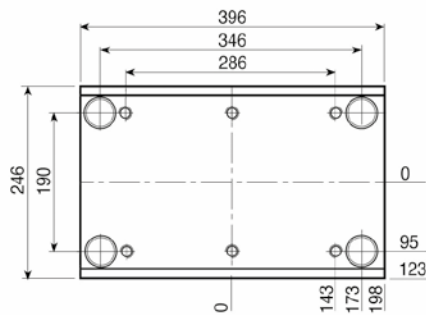


PS



1.1730
ROYALLOY
S
26

PSX

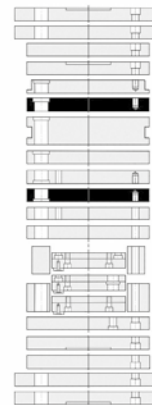
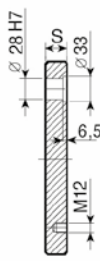
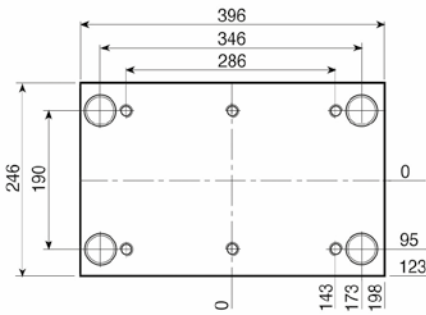


1.1730
ROYALLOY
S
26
36
46
56

TOOLOX 33
S
26
36
46
56

246

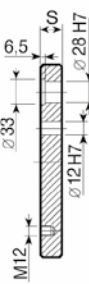
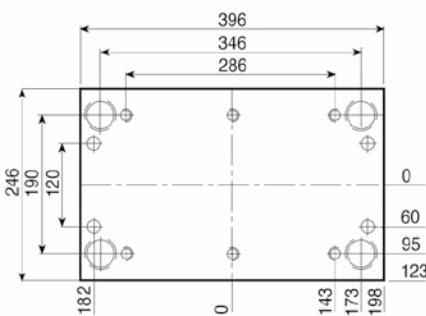
PI-Z



1.1730
ROYALLOY
S
26
36
46
56
66
76
96

TOOLOX 33
S
26
36
46
56
66
76
96

PI



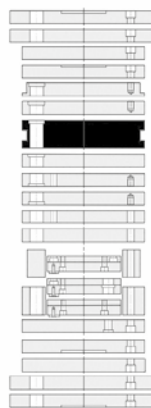
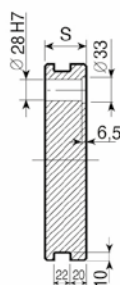
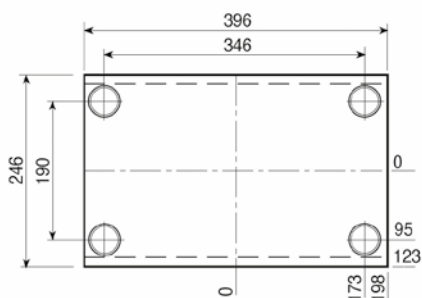
1.1730
ROYALLOY
S
26
36
46
56
66
76
96

TOOLOX 33
S
26
36
46
56
66
76
96

Esempio di ordinativo Order example Bestellbeispiel	articolo article Artikel PSX	serie series Serie 246 x 396	spessore thickness Dicke 46	materiale material Material 1.1730
--	---------------------------------------	---------------------------------------	--------------------------------------	---

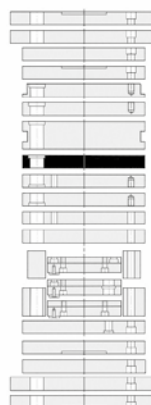
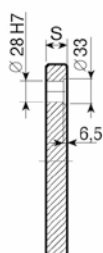
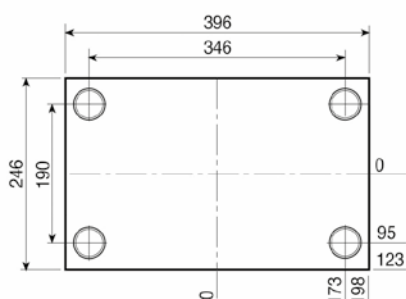
Altri materiali sono disponibili a richiesta (1.2085 - 1.2714 - alluminio...)
Other materials available on request (1.2085 - 1.2714 - aluminium...)
Andere Materialien auf Anfrage verfügbar (1.2085 - 1.2714 - Aluminium...)

PSXE



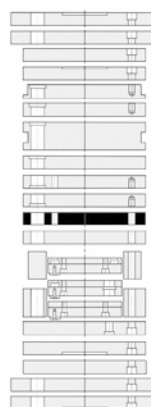
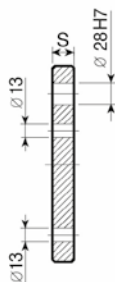
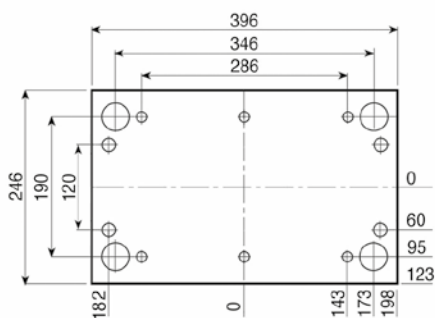
1.1730 ROYALLOY	TOOLOX 33
S	S
46	46
56	56
66	66
76	76
96	96

PM



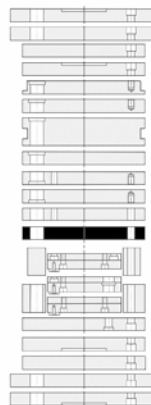
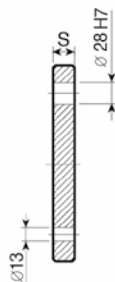
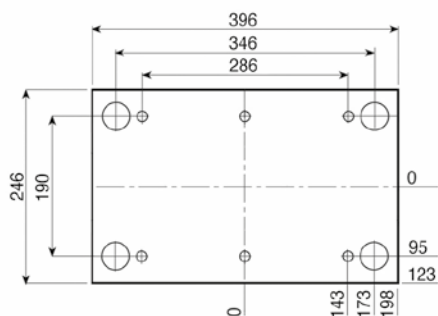
1.1730 ROYALLOY	TOOLOX 33
S	S
26	26
36	36
46	46
56	56
66	66
76	76
96	96

PX



1.1730 ROYALLOY
S
36

PX-Z



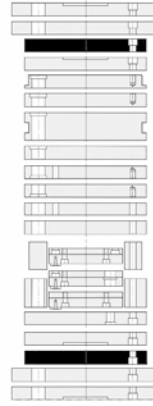
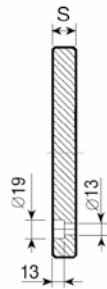
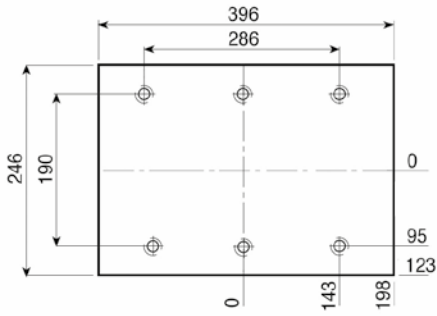
1.1730 ROYALLOY
S
36

Esempio di ordinativo	articolo	serie	spessore	materiale
Order example	article	series	thickness	material
Bestellbeispiel	Artikel	Serie	Dicke	Material
	PSXE	246x396	46	1.1730

Altri materiali sono disponibili a richiesta (1.2085 - 1.2714 - alluminio...)
 Other materials available on request (1.2085 - 1.2714 - aluminium...)
 Andere Materialien auf Anfrage verfügbar (1.2085 - 1.2714 - Aluminium...)

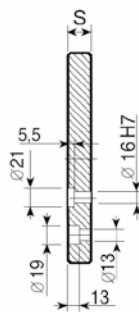
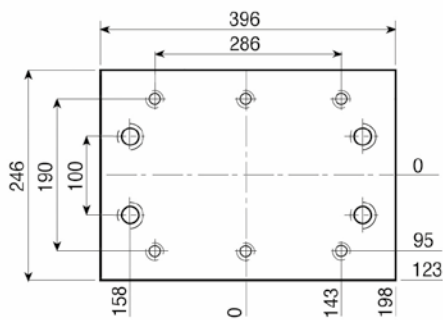


PF



1.1730
ROYALLOY
S
26

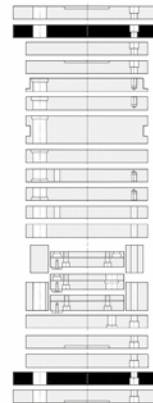
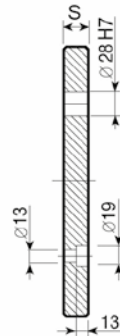
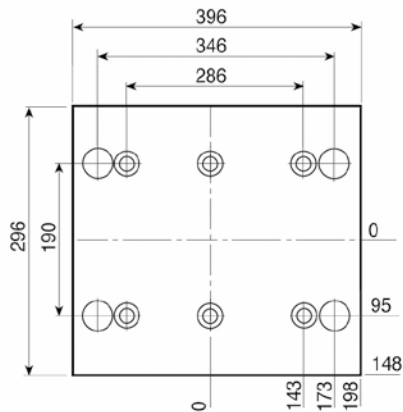
PF-G



1.1730
ROYALLOY
S
26

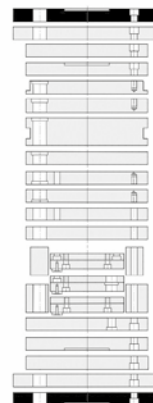
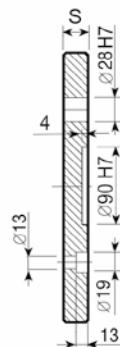
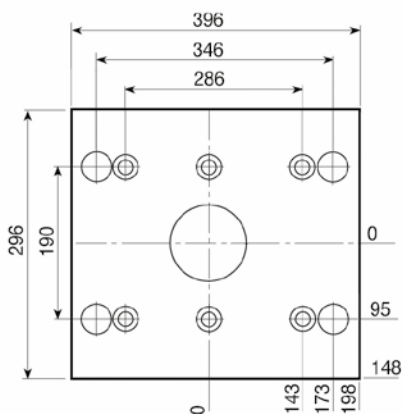
246

PD



1.1730
ROYALLOY
S
26

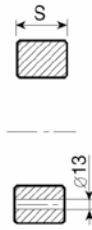
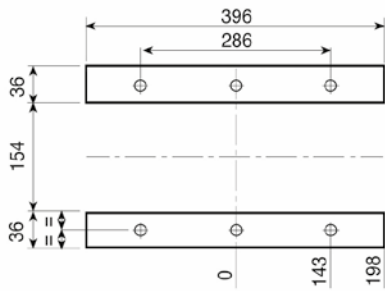
PD-C



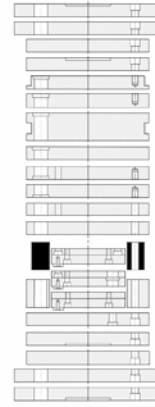
1.1730
ROYALLOY
S
26

Esempio di ordinativo Order example Bestellbeispiel	articolo article Artikel	serie series Serie	spessore thickness Dicke	materiale material Material
	PF-6	246 x 396	26	1.1730

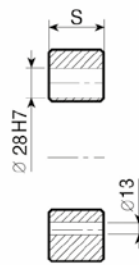
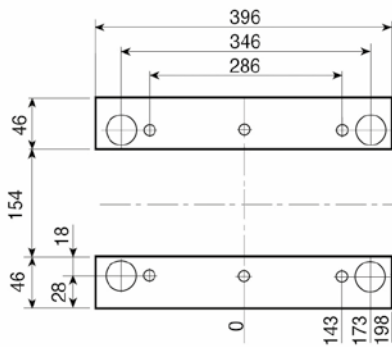
Altri materiali sono disponibili a richiesta (1.2085 - 1.2714 - alluminio...)
Other materials available on request (1.2085 - 1.2714 - aluminium...)
Andere Materialien auf Anfrage verfügbar (1.2085 - 1.2714 - Aluminium...)



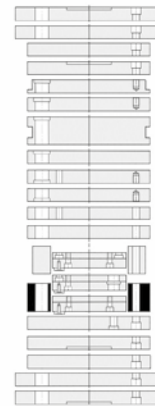
D



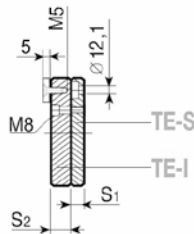
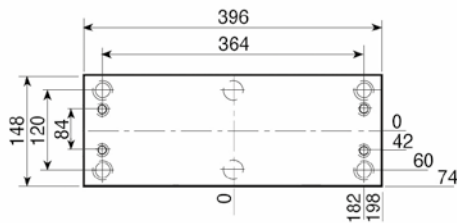
1.1730
ROYALLOY
S
57
77
97



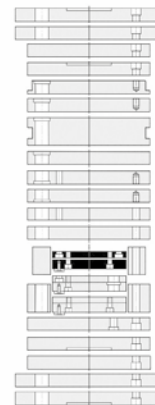
D-H



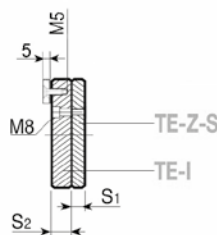
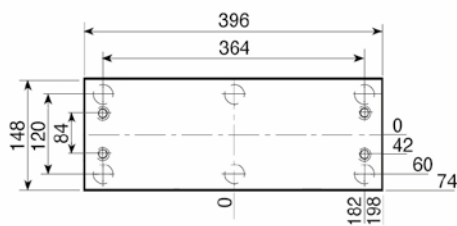
1.1730
ROYALLOY
S
57
77
97



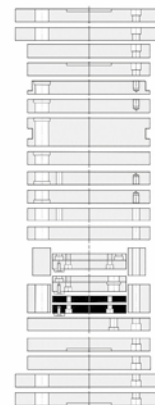
TE { TE-S
TE-I



1.1730
ROYALLOY
S₁ - 12
S₂ - 18



TE-Z { TE-Z-S
TE-I



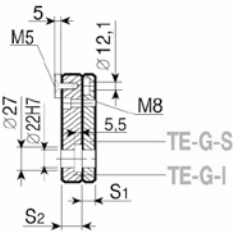
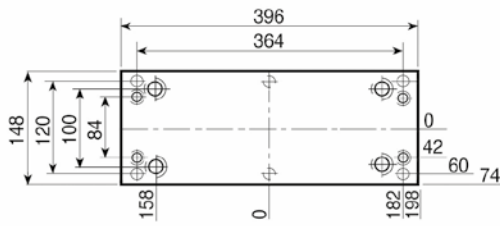
1.1730
ROYALLOY
S₁ - 12
S₂ - 18

Esempio di ordinativo Order example Bestellbeispiel	articolo article Artikel	serie series Serie	spessore thickness Dicke	materiale material Material
	D-H	246x396	77	1.1730

Altri materiali sono disponibili a richiesta (1.2085 - 1.2714 - alluminio...)
Other materials available on request (1.2085 - 1.2714 - aluminium...)
Andere Materialien auf Anfrage verfügbar (1.2085 - 1.2714 - Aluminium...)



TE-G { TE-G-S
TE-G-I



1.1730
ROYALLOY
S₁ - 12
S₂ - 18

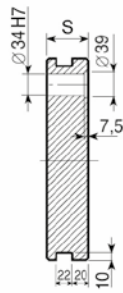
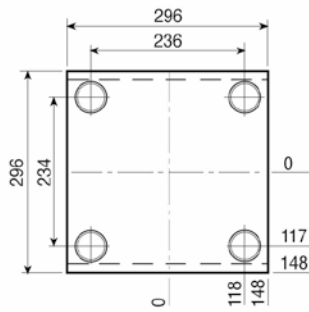
246

Esempio di ordinativo Order example Bestellbeispiel	articolo article Artikel	serie series Serie	spessore thickness Dicke	materiale material Material
	TE-G-I	246 x 396	18	1.1730

Altri materiali sono disponibili a richiesta (1.2085 - 1.2714 - alluminio...)
Other materials available on request (1.2085 - 1.2714 - aluminium...)
Andere Materialien auf Anfrage verfügbar (1.2085 - 1.2714 - Aluminium...)



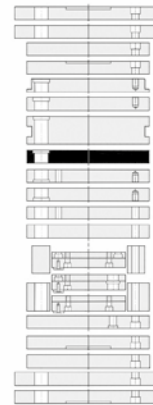
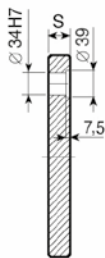
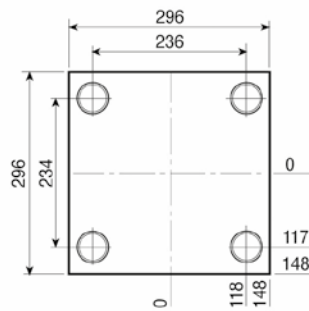
PSXE



1.1730 ROYALLOY
S
46
56
66
76
96
116

TOOLOX 33
S
46
56
66
76
96
116

PM

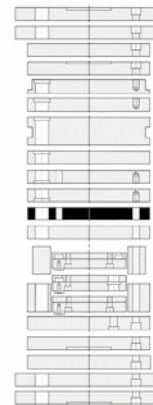
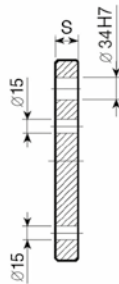
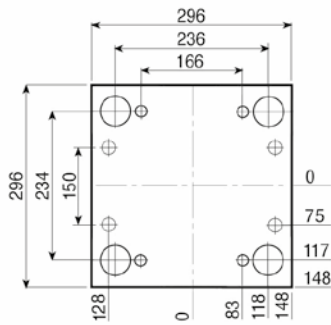


1.1730 ROYALLOY
S
26
36
46
56
66
76
96
116

TOOLOX 33
S
26
36
46
56
66
76
96
116

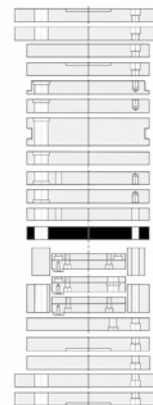
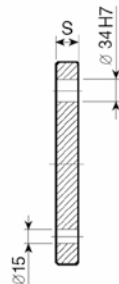
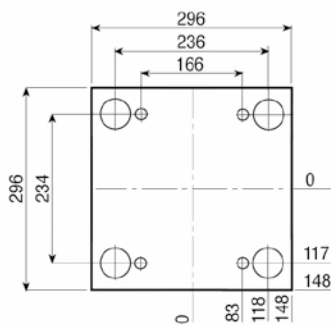
296

PX



1.1730 ROYALLOY
S
36

PX-Z



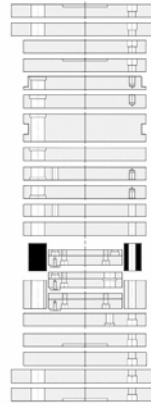
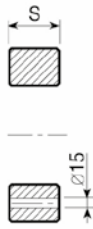
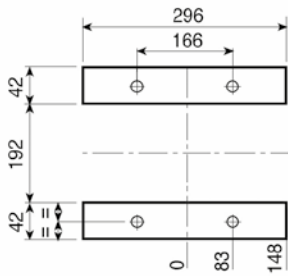
1.1730 ROYALLOY
S
36

Esempio di ordinativo Order example Bestellbeispiel	articolo article Artikel PSXE	serie series Serie 296 x 296	spessore thickness material Dicke 46	materiale material Material 1.1730
--	--	---------------------------------------	--	---

Altri materiali sono disponibili a richiesta (1.2085 - 1.2714 - alluminio...)
Other materials available on request (1.2085 - 1.2714 - aluminium...)
Andere Materialien auf Anfrage verfügbar (1.2085 - 1.2714 - Aluminium...)

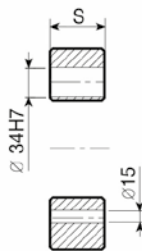
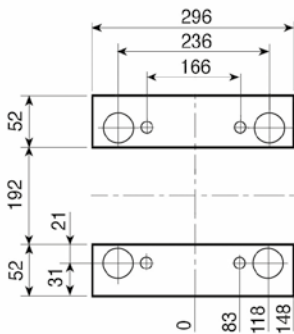


D



1.1730
ROYALLOY
S
57
77
97

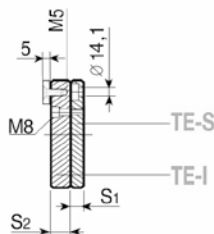
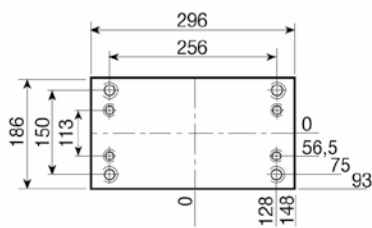
D-H



1.1730
ROYALLOY
S
57
77
97

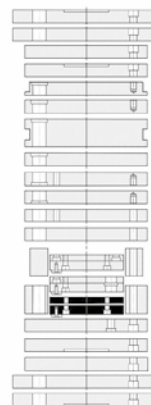
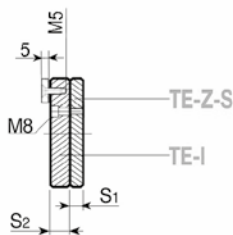
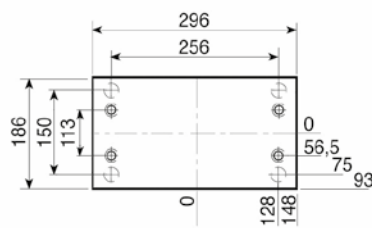
296

TE { TE-S
TE-I



1.1730
ROYALLOY
S₁ - 16
S₂ - 22

TE-Z { TE-Z-S
TE-I

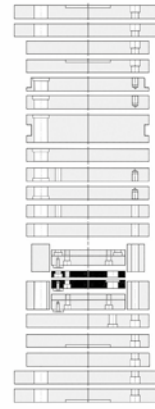
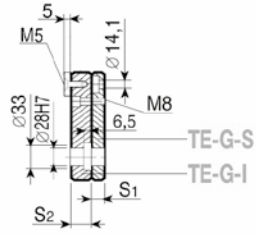
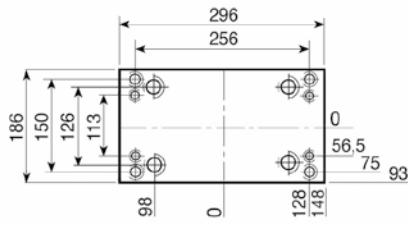


1.1730
ROYALLOY
S₁ - 16
S₂ - 22

Esempio di ordinativo Order example Bestellbeispiel	articolo article Artikel D-H	serie series Serie 296 x 296	spessore thickness Dicke 77	materiale material Material 1.1730
--	---------------------------------------	---------------------------------------	--------------------------------------	---

Altri materiali sono disponibili a richiesta (1.2085 - 1.2714 - alluminio...)
Other materials available on request (1.2085 - 1.2714 - aluminium...)
Andere Materialien auf Anfrage verfügbar (1.2085 - 1.2714 - Aluminium...)

TE-G {
TE-G-S
TE-G-I



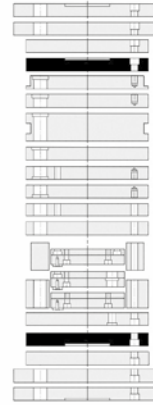

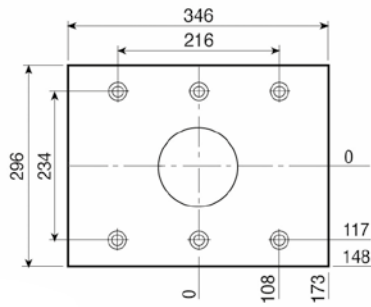
1.1730
ROYALLOY
S₁ - 16
S₂ - 22

Esempio di ordinativo Order example Bestellbeispiel	articolo article Artikel	serie series Serie	spessore thickness Dicke	materiale material Material
	TE-G-I	296x296	22	1.1730

Altri materiali sono disponibili a richiesta (1.2085 - 1.2714 - alluminio...)
Other materials available on request (1.2085 - 1.2714 - aluminium...)
Andere Materialien auf Anfrage verfügbar (1.2085 - 1.2714 - Aluminium...)

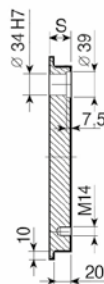
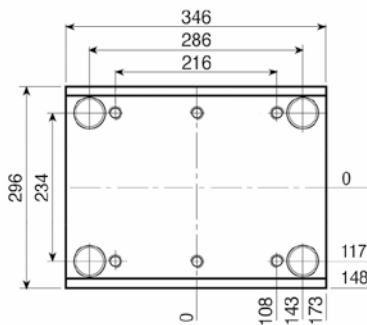


PS



1.1730
ROYALLOY
S
26

PSX

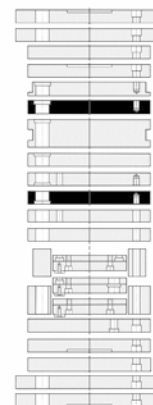
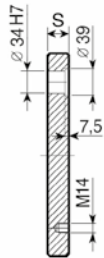
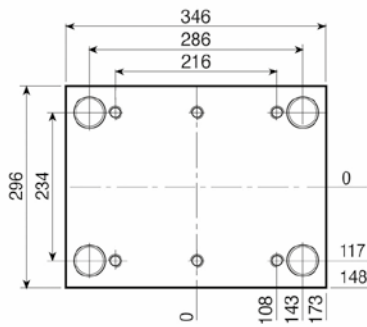


1.1730
ROYALLOY
S
36
46
56
66
76

TOOLOX 33
S
36
46
56
66
76

296

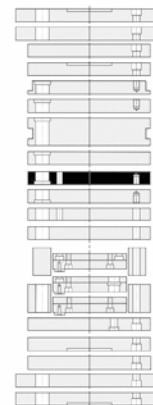
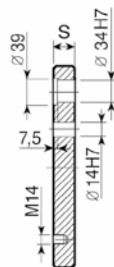
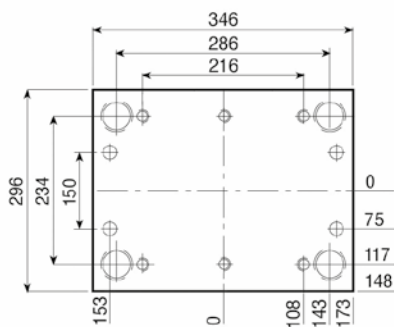
PI-Z



1.1730
ROYALLOY
S
26
36
46
56
66
76
96
116

TOOLOX 33
S
26
36
46
56
66
76
96
116

PI



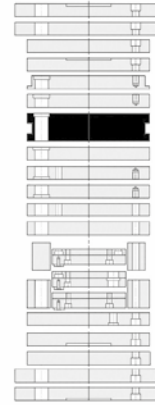
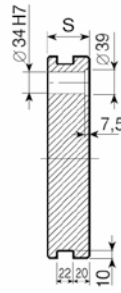
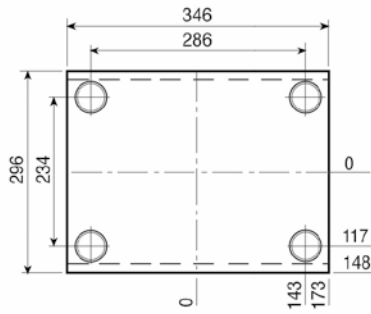
1.1730
ROYALLOY
S
26
36
46
56
66
76
96
116

TOOLOX 33
S
26
36
46
56
66
76
96
116

Esempio di ordinativo Order example Bestellbeispiel	articolo article Artikel PSX	serie series Serie 296 x 346	spessore thickness Dicke 46	materiale material Material 1.1730
--	---------------------------------------	---------------------------------------	--------------------------------------	---

Altri materiali sono disponibili a richiesta (1.2085 - 1.2714 - alluminio...)
Other materials available on request (1.2085 - 1.2714 - aluminium...)
Andere Materialien auf Anfrage verfügbar (1.2085 - 1.2714 - Aluminium...)

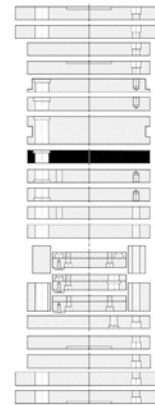
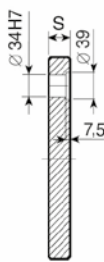
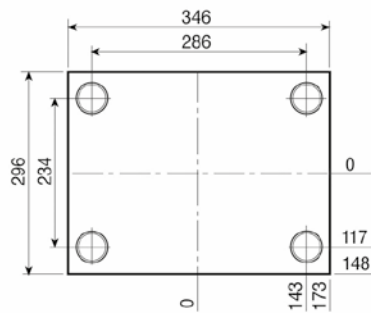
PSXE



1.1730 ROYALLOY	S
	46
	56
	66
	76
	96
	116

TOOLOX 33	S
	46
	56
	66
	76
	96
	116

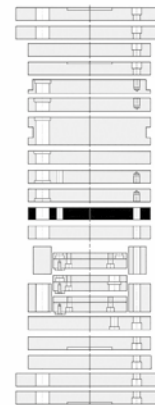
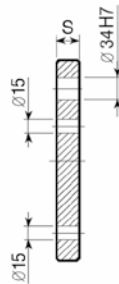
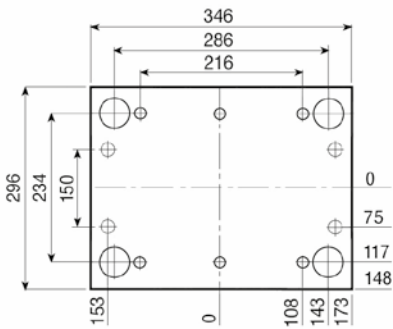
PM



1.1730 ROYALLOY	S
	26
	36
	46
	56
	66
	76
	96
	116

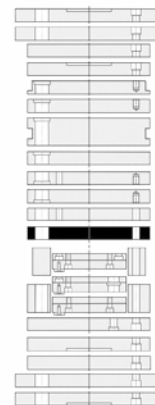
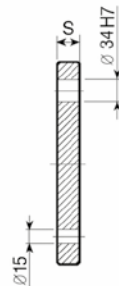
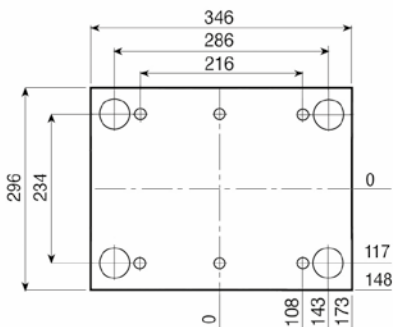
TOOLOX 33	S
	26
	36
	46
	56
	66
	76
	96
	116

PX



1.1730 ROYALLOY	S
	36

PX-Z



1.1730 ROYALLOY	S
	36


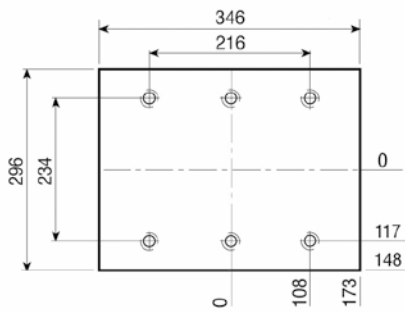
Esempio di ordinativo
Order example
Bestellbeispiel

articolo article Artikel PSXE	serie series Serie 296 x 346	spessore thickness material Dicke 76	materiale material Material 1.1730
--	---------------------------------------	--	---

Altri materiali sono disponibili a richiesta (1.2085 - 1.2714 - alluminio...)
Other materials available on request (1.2085 - 1.2714 - aluminium...)
Andere Materialien auf Anfrage verfügbar (1.2085 - 1.2714 - Aluminium...)

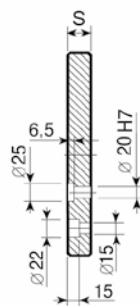
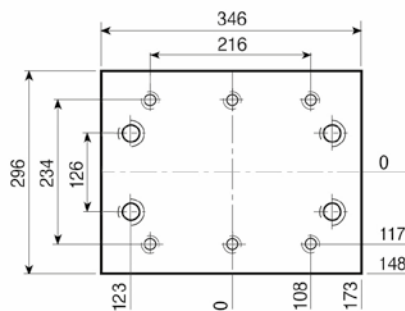


PF



1.1730
ROYALLOY
S
26

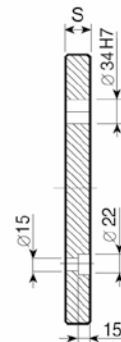
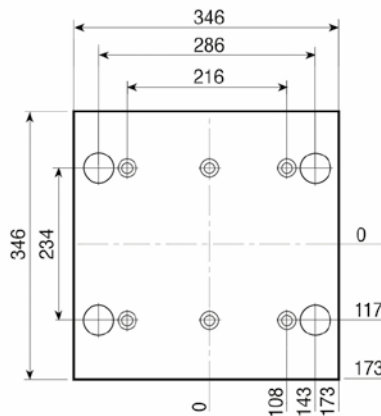
PF-G



1.1730
ROYALLOY
S
26

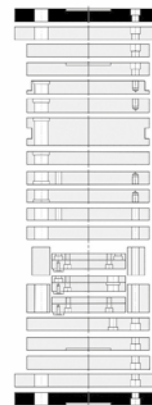
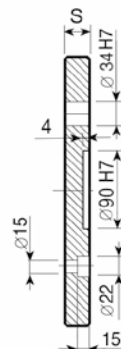
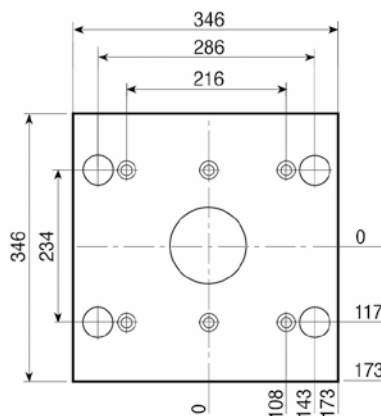
296

PD



1.1730
ROYALLOY
S
26

PD-C

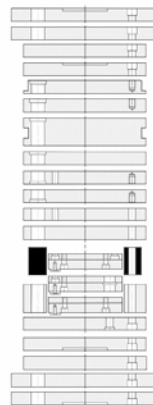
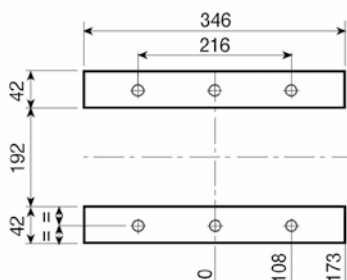


1.1730
ROYALLOY
S
26

Esempio di ordinativo Order example Bestellbeispiel	articolo article Artikel	serie series Serie	spessore thickness Dicke	materiale material Material
	PF-6	296x346	26	1.1730

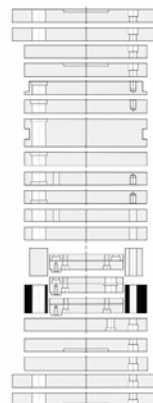
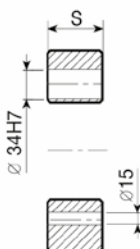
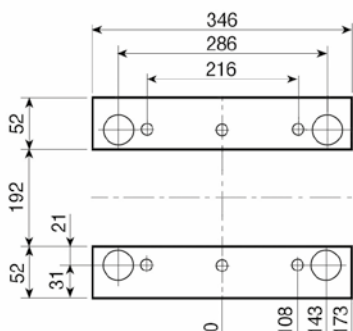
Altri materiali sono disponibili a richiesta (1.2085 - 1.2714 - alluminio...)
Other materials available on request (1.2085 - 1.2714 - aluminium...)
Andere Materialien auf Anfrage verfügbar (1.2085 - 1.2714 - Aluminium...)

D



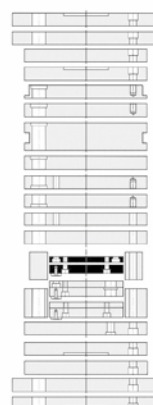
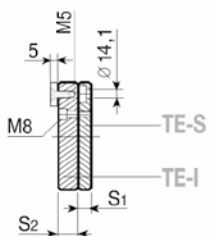
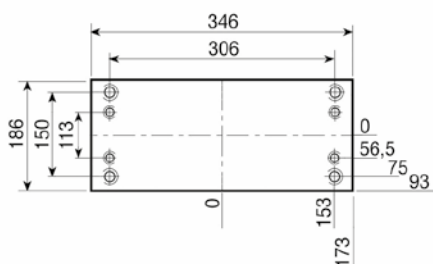
1.1730
ROYALLOY
S
57
77
97

D-H



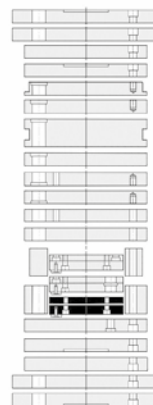
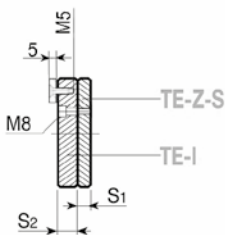
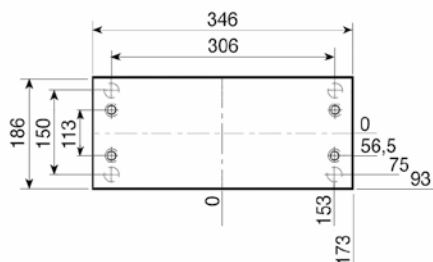
1.1730
ROYALLOY
S
57
77
97

TE { TE-S
TE-I



1.1730
ROYALLOY
S₁ - 16
S₂ - 22

TE-Z { TE-Z-S
TE-I



1.1730
ROYALLOY
S₁ - 16
S₂ - 22

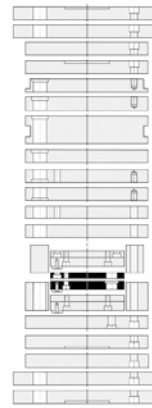
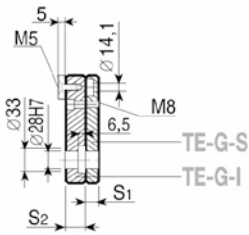
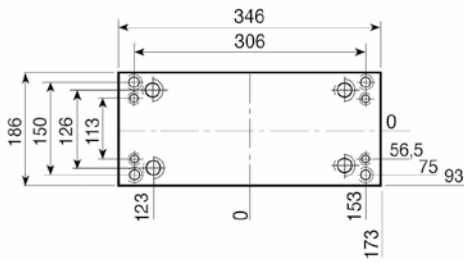
Esempio di ordinativo
Order example
Bestellbeispiel

articolo article Artikel D-H	serie series Serie 296 x 346	spessore thickness material Dicke 77	materiale material Material 1.1730
---------------------------------------	---------------------------------------	--	---

Altri materiali sono disponibili a richiesta (1.2085 - 1.2714 - alluminio...)
Other materials available on request (1.2085 - 1.2714 - aluminium...)
Andere Materialien auf Anfrage verfügbar (1.2085 - 1.2714 - Aluminium...)



TE-G { TE-G-S
TE-G-I

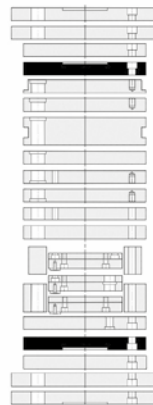
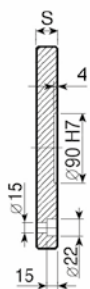
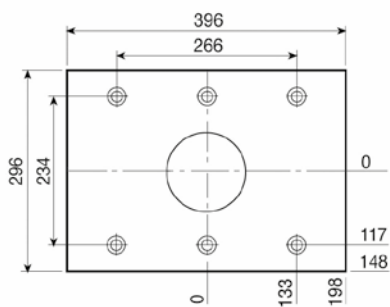


1.1730
ROYALLOY
S₁ - 16
S₂ - 22

Esempio di ordinativo Order example Bestellbeispiel	articolo article Artikel	serie series Serie	spessore thickness Dicke	materiale material Material
	TE-G-I	296 x 346	22	1.1730

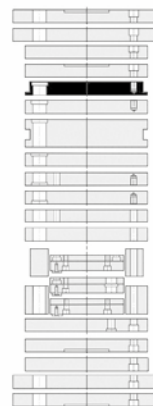
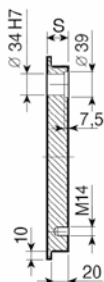
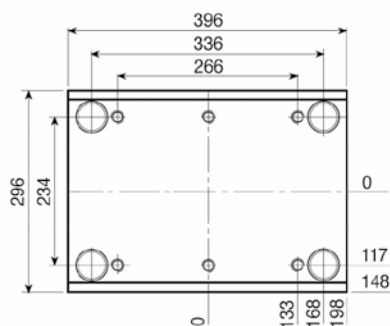
Altri materiali sono disponibili a richiesta (1.2085 - 1.2714 - alluminio...)
Other materials available on request (1.2085 - 1.2714 - aluminium...)
Andere Materialien auf Anfrage verfügbar (1.2085 - 1.2714 - Aluminium...)

PS



1.1730
ROYALLOY
S
26

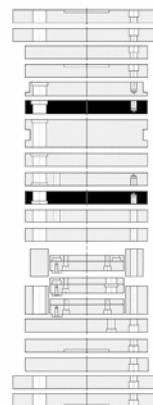
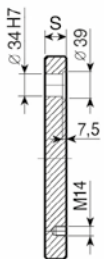
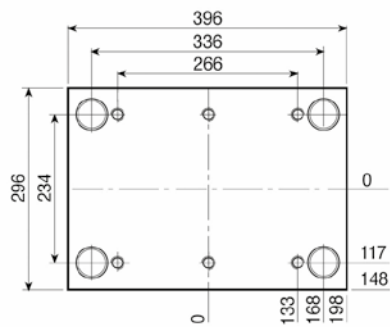
PSX



1.1730
ROYALLOY
S
36
46
56
66
76

TOOLOX 33
S
36
46
56
66
76

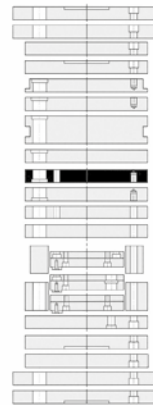
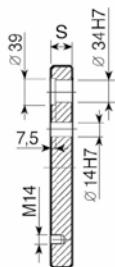
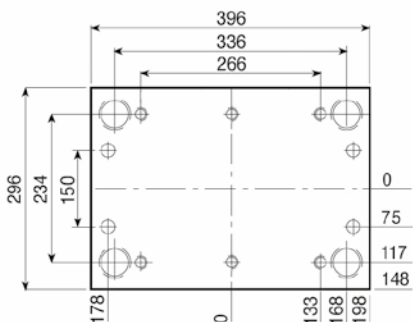
PI-Z



1.1730
ROYALLOY
S
26
36
46
56
66
76
96
116

TOOLOX 33
S
26
36
46
56
66
76
96
116

PI



1.1730
ROYALLOY
S
26
36
46
56
66
76
96
116

TOOLOX 33
S
26
36
46
56
66
76
96
116

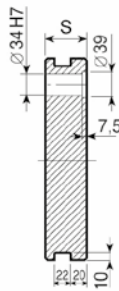
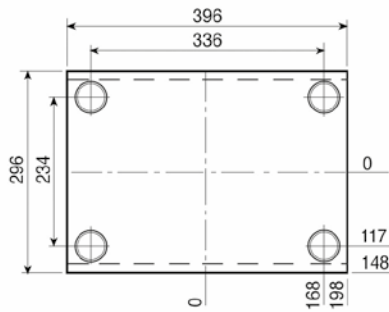
Esempio di ordinativo
Order example
Bestellbeispiel

articolo article Artikel PSX	serie series Serie 296 x 396	spessore thickness Dicke 46	materiale material Material 1.1730
---------------------------------------	---------------------------------------	--------------------------------------	---

Altri materiali sono disponibili a richiesta (1.2085 - 1.2714 - alluminio...)
Other materials available on request (1.2085 - 1.2714 - aluminium...)
Andere Materialien auf Anfrage verfügbar (1.2085 - 1.2714 - Aluminium...)



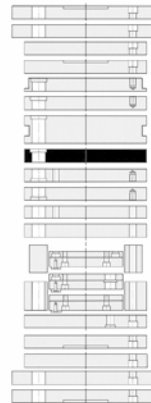
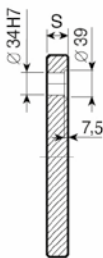
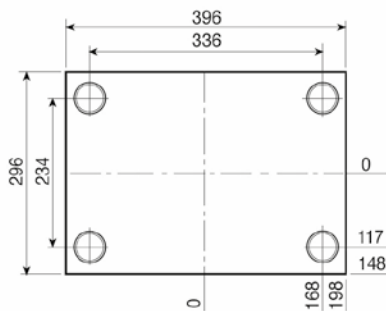
PSXE



1.1730 ROYALLOY
S
46
56
66
76
96
116

TOOLOX 33
S
46
56
66
76
96
116

PM

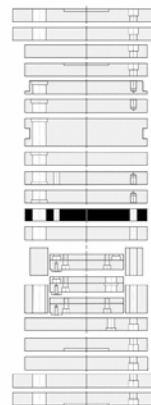
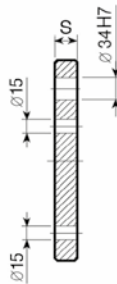
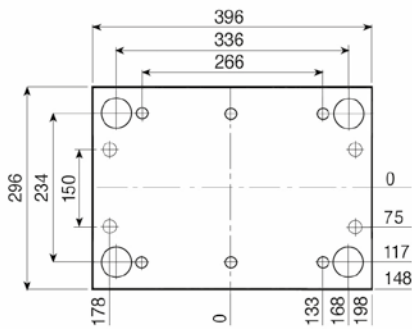


1.1730 ROYALLOY
S
26
36
46
56
66
76
96
116

TOOLOX 33
S
26
36
46
56
66
76
96
116

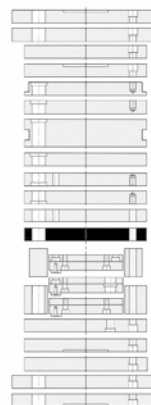
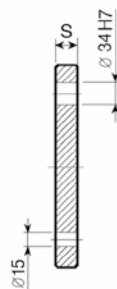
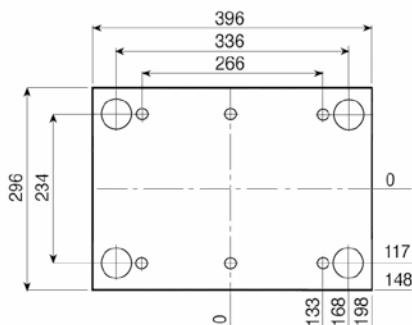
296

PX



1.1730 ROYALLOY
S
36

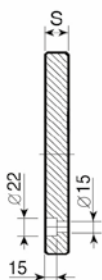
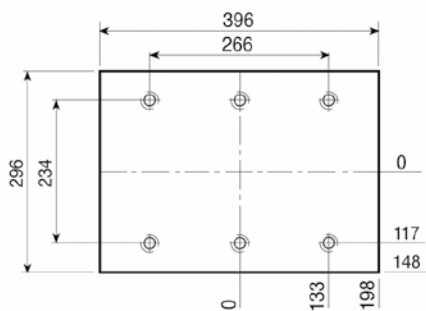
PX-Z



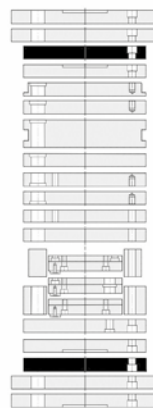
1.1730 ROYALLOY
S
36

Esempio di ordinativo Order example Bestellbeispiel	articolo article Artikel PSXE	serie series Serie 296 x 396	spessore thickness Dicke 76	materiale material Material 1.1730
--	--	---------------------------------------	--------------------------------------	---

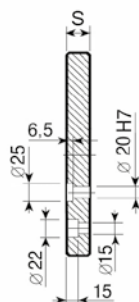
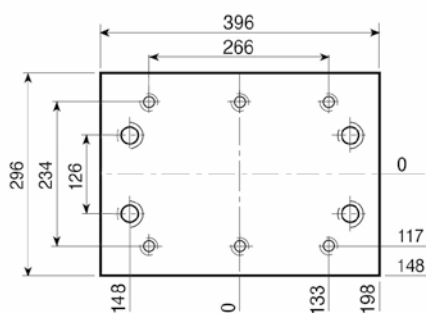
Altri materiali sono disponibili a richiesta (1.2085 - 1.2714 - alluminio...)
Other materials available on request (1.2085 - 1.2714 - aluminium...)
Andere Materialien auf Anfrage verfügbar (1.2085 - 1.2714 - Aluminium...)



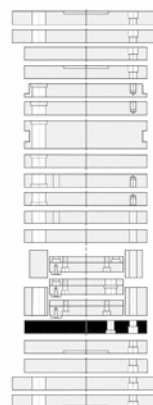
PF



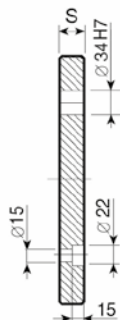
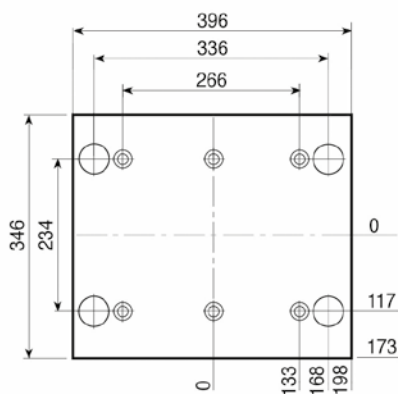
1.1730
ROYALLOY
S
26



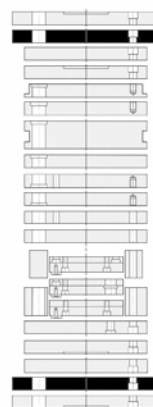
PF-G



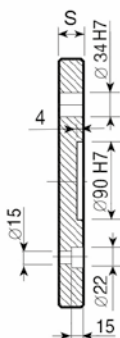
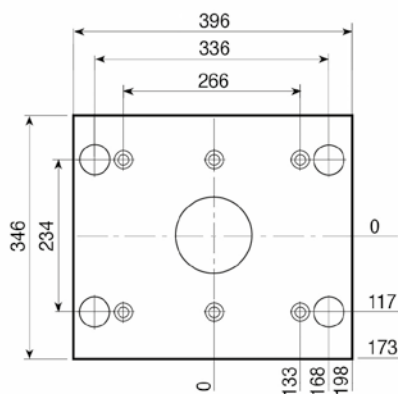
1.1730
ROYALLOY
S
26



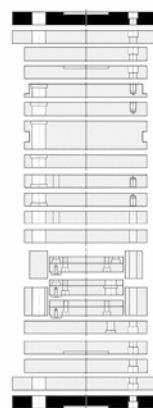
PD



1.1730
ROYALLOY
S
26



PD-C



1.1730
ROYALLOY
S
26

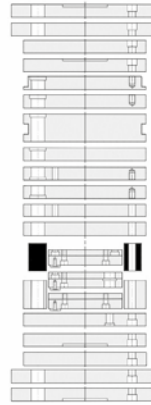
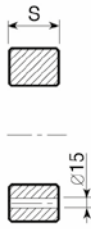
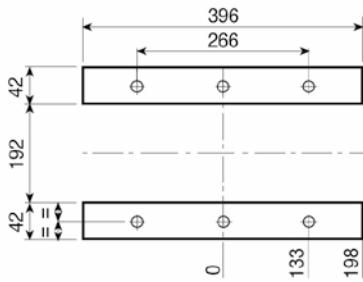
Esempio di ordinativo
Order example
Bestellbeispiel

articolo article Artikel	serie series Serie	spessore thickness Dicke	materiale material Material
PF-6	296 x 396	26	1.1730

Altri materiali sono disponibili a richiesta (1.2085 - 1.2714 - alluminio...)
Other materials available on request (1.2085 - 1.2714 - aluminium...)
Andere Materialien auf Anfrage verfügbar (1.2085 - 1.2714 - Aluminium...)

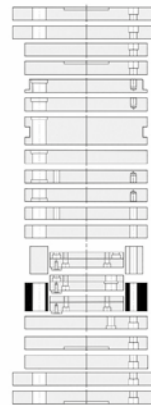
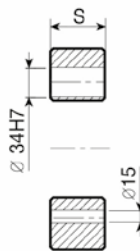
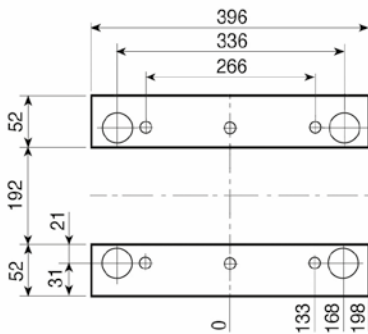


D



1.1730
ROYALLOY
S
57
77
97

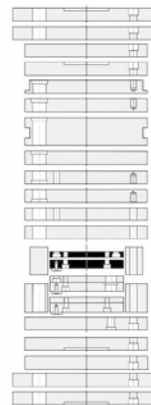
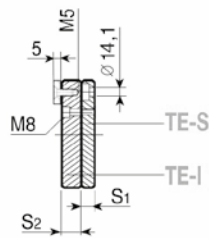
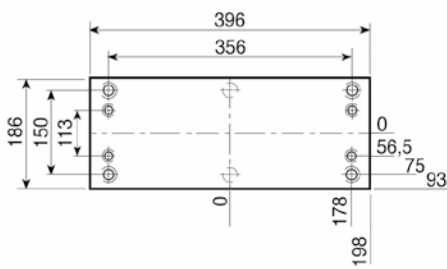
D-H



1.1730
ROYALLOY
S
57
77
97

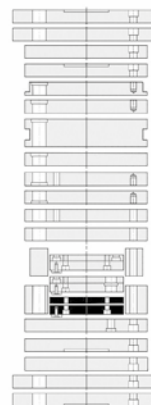
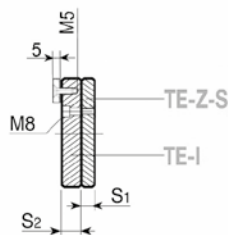
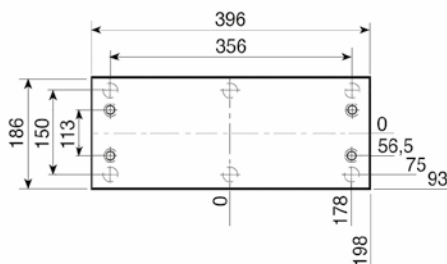
296

TE {TE-S
TE-I



1.1730
ROYALLOY
S₁ - 16
S₂ - 22

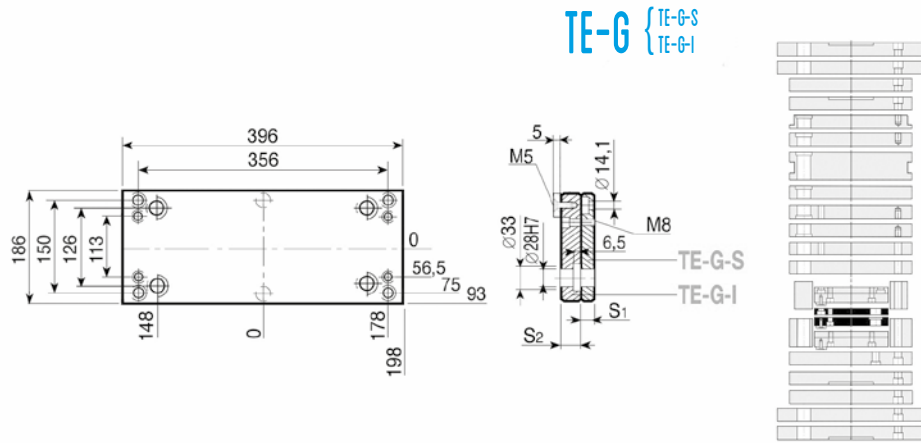
TE-Z {TE-Z-S
TE-I



1.1730
ROYALLOY
S₁ - 16
S₂ - 22

Esempio di ordinativo Order example Bestellbeispiel	articolo article Artikel D-H	serie series Serie 296 x 396	spessore thickness Dicke 77	materiale material Material 1.1730
--	---------------------------------------	---------------------------------------	--------------------------------------	---

Altri materiali sono disponibili a richiesta (1.2085 - 1.2714 - alluminio...)
Other materials available on request (1.2085 - 1.2714 - aluminium...)
Andere Materialien auf Anfrage verfügbar (1.2085 - 1.2714 - Aluminium...)




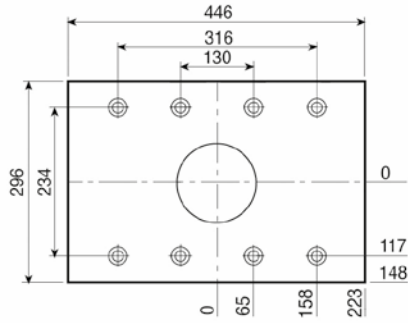
1.1730
ROYALLOY
S₁ - 16
S₂ - 22

Esempio di ordinativo Order example Bestellbeispiel	articolo article Artikel	serie series Serie	spessore thickness Dicke	materiale material Material
	TE-G-I	296 x 396	22	1.1730

Altri materiali sono disponibili a richiesta (1.2085 - 1.2714 - alluminio...)
Other materials available on request (1.2085 - 1.2714 - aluminium...)
Andere Materialien auf Anfrage verfügbar (1.2085 - 1.2714 - Aluminium...)

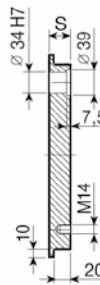
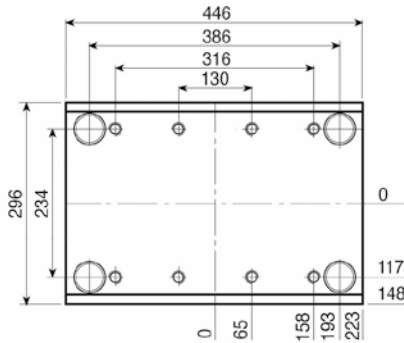


PS



1.1730
ROYALLOY
S
26

PSX

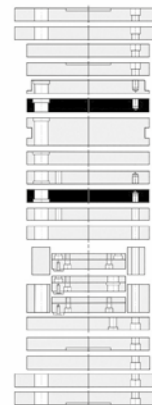
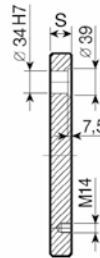
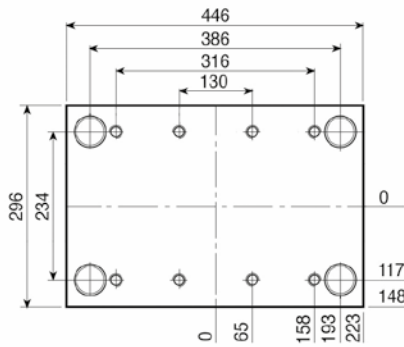


1.1730
ROYALLOY
S
36
46
56
66
76

TOOLOX 33
S
36
46
56
66
76

296

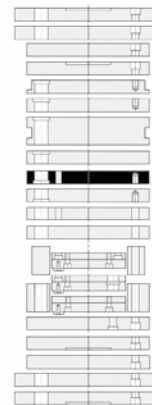
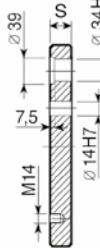
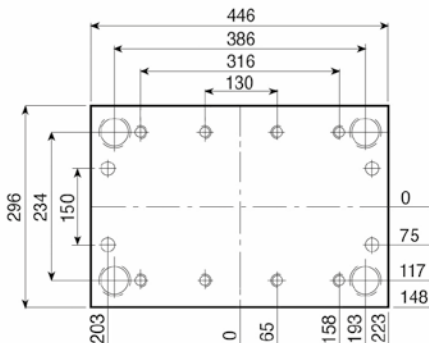
PI-Z



1.1730
ROYALLOY
S
26
36
46
56
66
76
96
116

TOOLOX 33
S
26
36
46
56
66
76
96
116

PI



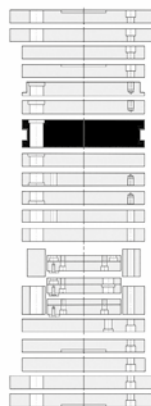
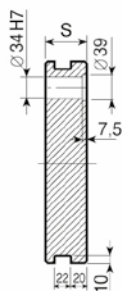
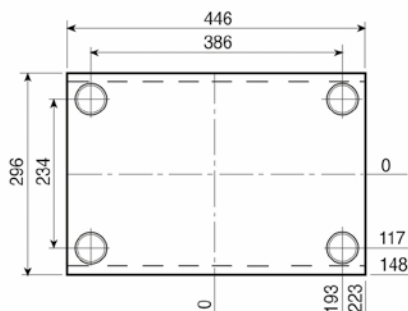
1.1730
ROYALLOY
S
26
36
46
56
66
76
96
116

TOOLOX 33
S
26
36
46
56
66
76
96
116

Esempio di ordinativo Order example Bestellbeispiel	articolo article Artikel PSX	serie series Serie 296 x 446	spessore thickness Dicke 46	materiale material Material 1.1730
--	---------------------------------------	---------------------------------------	--------------------------------------	---

Altri materiali sono disponibili a richiesta (1.2085 - 1.2714 - alluminio...)
Other materials available on request (1.2085 - 1.2714 - aluminium...)
Andere Materialien auf Anfrage verfügbar (1.2085 - 1.2714 - Aluminium...)

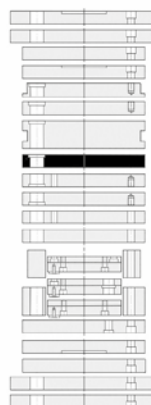
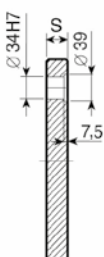
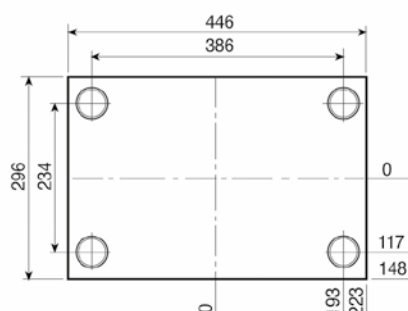
PSXE



1.1730 ROYALLOY	S
	46
	56
	66
	76
	96
	116

TOOLOX 33	S
	46
	56
	66
	76
	96
	116

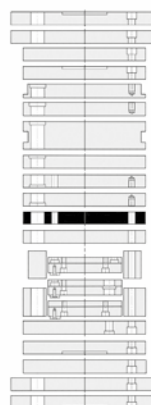
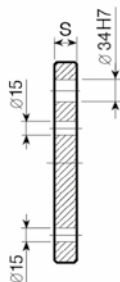
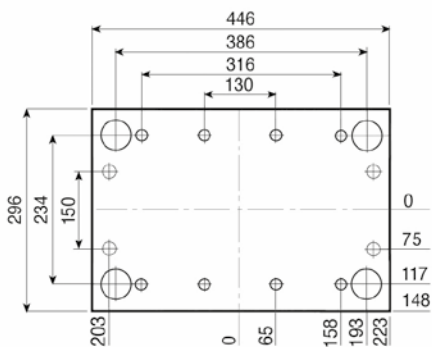
PM



1.1730 ROYALLOY	S
	26
	36
	46
	56
	66
	76
	96
	116

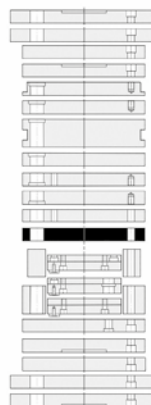
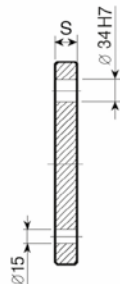
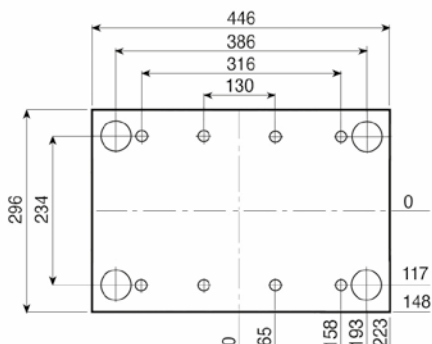
TOOLOX 33	S
	26
	36
	46
	56
	66
	76
	96
	116

PX



1.1730 ROYALLOY	S
	36

PX-2



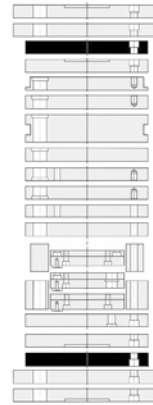
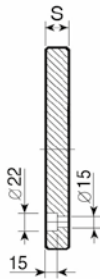
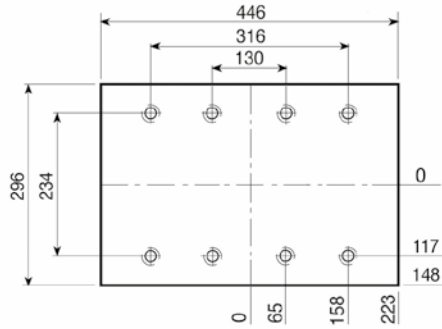
1.1730 ROYALLOY	S
	36

Esempio di ordinativo	articolo	serie	spessore	materiale
Order example	article	series	thickness	material
Bestellbeispiel	Artikel	Serie	Dicke	Material
	PSXE	296x446	76	1.1730

Altri materiali sono disponibili a richiesta (1.2085 - 1.2714 - alluminio...)
 Other materials available on request (1.2085 - 1.2714 - aluminium...)
 Andere Materialien auf Anfrage verfügbar (1.2085 - 1.2714 - Aluminium...)

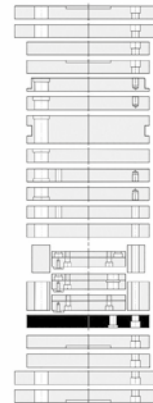
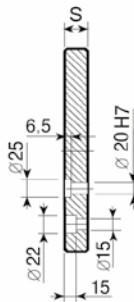
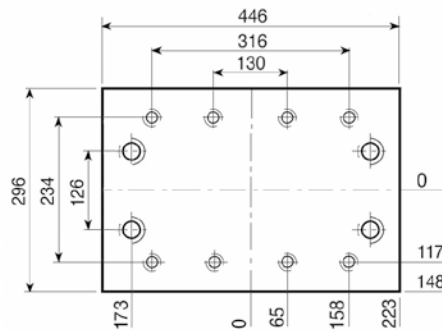


PF



1.1730
ROYALLOY
S
26

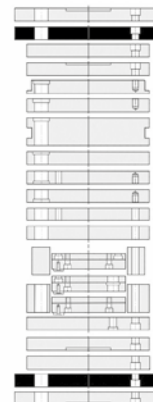
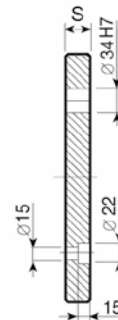
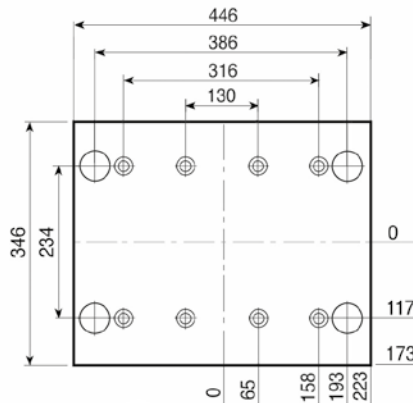
PF-G



1.1730
ROYALLOY
S
26

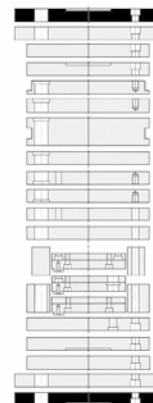
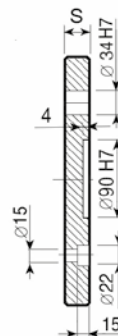
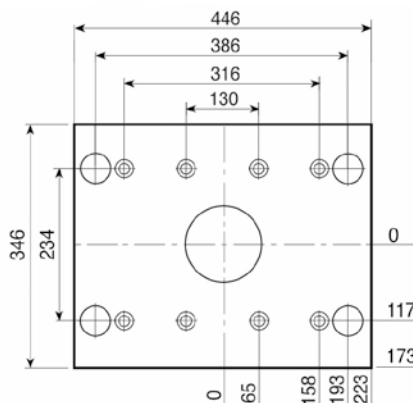
296

PD



1.1730
ROYALLOY
S
26

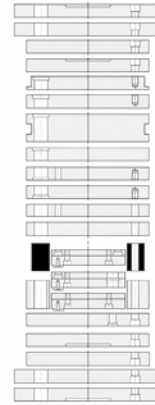
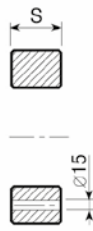
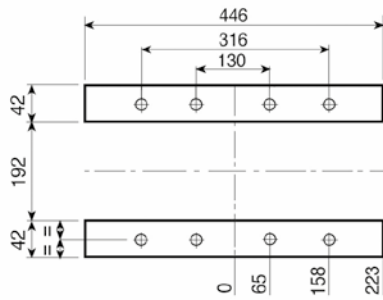
PD-C



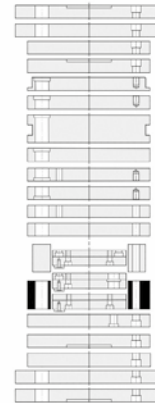
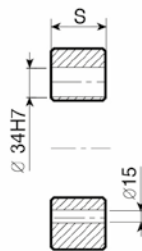
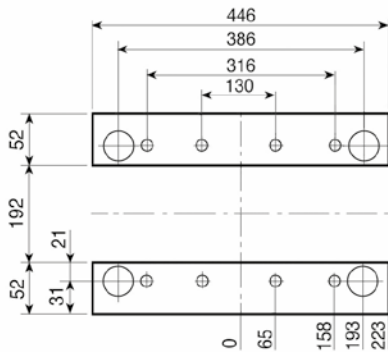
1.1730
ROYALLOY
S
26

Esempio di ordinativo Order example Bestellbeispiel	articolo article Artikel	serie series Serie	spessore thickness Dicke	materiale material Material
	PF-6	296 x 446	26	1.1730

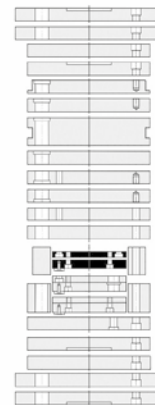
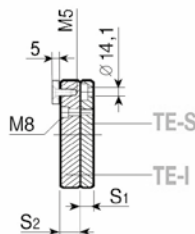
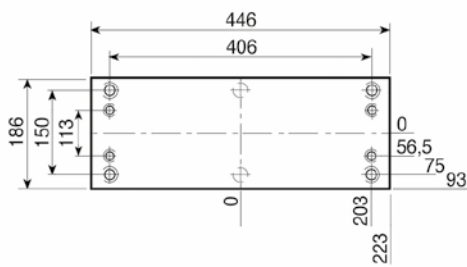
Altri materiali sono disponibili a richiesta (1.2085 - 1.2714 - alluminio...)
Other materials available on request (1.2085 - 1.2714 - aluminium...)
Andere Materialien auf Anfrage verfügbar (1.2085 - 1.2714 - Aluminium...)



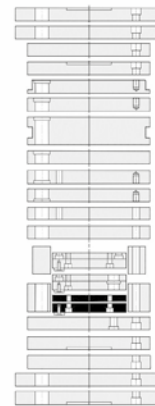
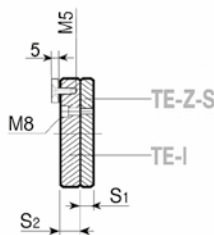
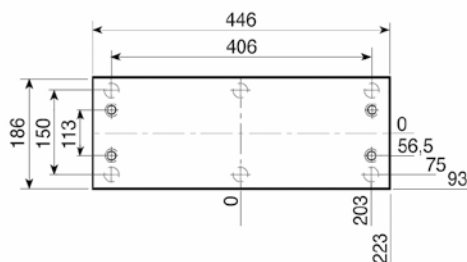
1.1730
ROYALLOY
S
57
77
97



1.1730
ROYALLOY
S
57
77
97



1.1730
ROYALLOY
S₁ - 16
S₂ - 22

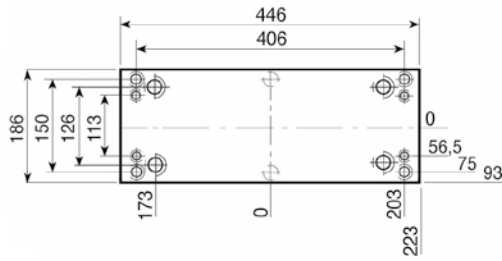


1.1730
ROYALLOY
S₁ - 16
S₂ - 22

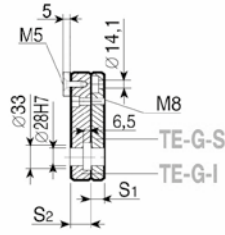
Esempio di ordinativo
Order example
Bestellbeispiel

articolo article Artikel	serie series Serie	spessore thickness Dicke	materiale material Material
D-H	296x446	77	1.1730

Altri materiali sono disponibili a richiesta (1.2085 - 1.2714 - alluminio...)
Other materials available on request (1.2085 - 1.2714 - aluminium...)
Andere Materialien auf Anfrage verfügbar (1.2085 - 1.2714 - Aluminium...)



TE-G { TE-G-S
TE-G-I


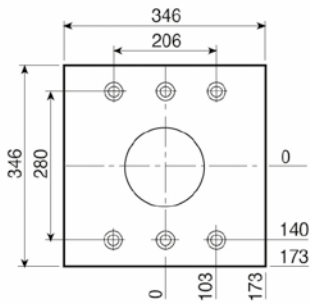


1.1730
ROYALLOY
S₁ - 16
S₂ - 22

Esempio di ordinativo Order example Bestellbeispiel	articolo article Artikel	serie series Serie	spessore thickness Dicke	materiale material Material
	TE-G-I	296 x 446	22	1.1730

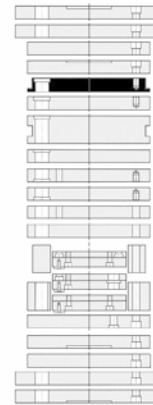
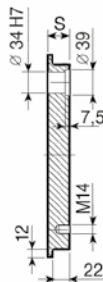
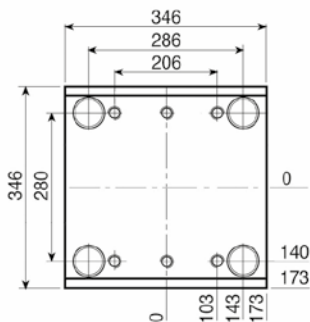
Altri materiali sono disponibili a richiesta (1.2085 - 1.2714 - alluminio...)
Other materials available on request (1.2085 - 1.2714 - aluminium...)
Andere Materialien auf Anfrage verfügbar (1.2085 - 1.2714 - Aluminium...)

PS



1.1730
ROYALLOY
S
26

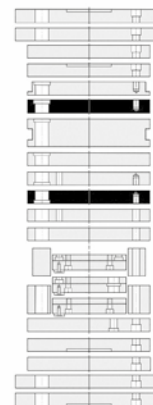
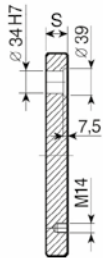
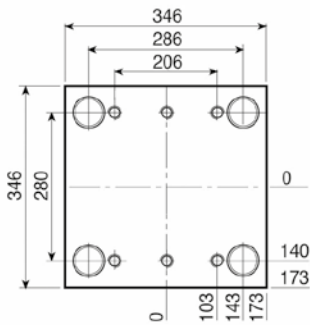
PSX



1.1730
ROYALLOY
S
46
56
66
76
96

TOOLOX 33
S
46
56
66
76
96

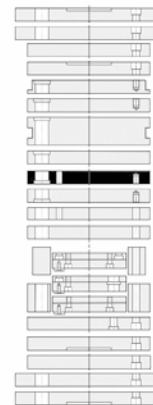
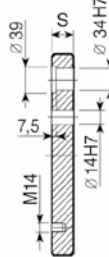
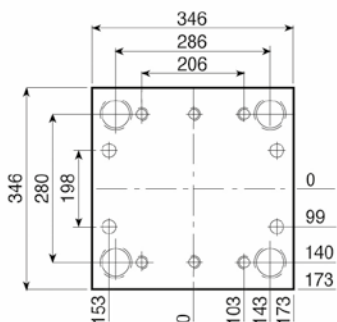
PI-Z



1.1730
ROYALLOY
S
46
56
66
76
96
116

TOOLOX 33
S
46
56
66
76
96
116

PI



1.1730
ROYALLOY
S
46
56
66
76
96
116

TOOLOX 33
S
46
56
66
76
96
116

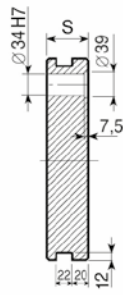
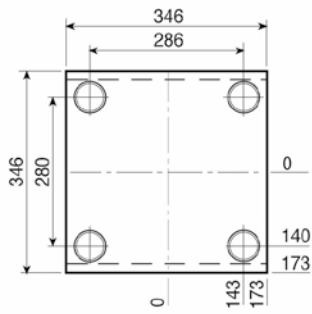
Esempio di ordinativo
Order example
Bestellbeispiel

articolo article Artikel PSX	serie series Serie 346x346	spessore thickness Dicke 46	materiale material Material 1.1730
---------------------------------------	-------------------------------------	--------------------------------------	---

Altri materiali sono disponibili a richiesta (1.2085 - 1.2714 - alluminio...)
Other materials available on request (1.2085 - 1.2714 - aluminium...)
Andere Materialien auf Anfrage verfügbar (1.2085 - 1.2714 - Aluminium...)



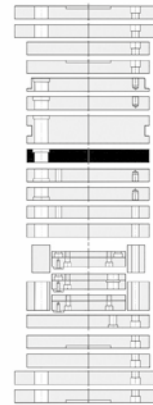
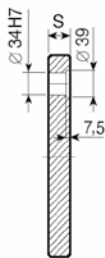
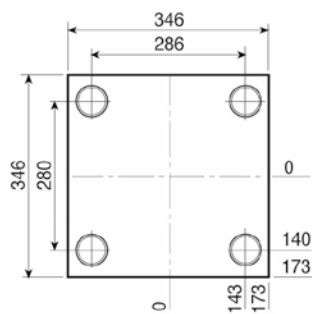
PSXE



1.1730 ROYALLOY
S
56
66
76
96
116

TOOLOX 33
S
56
66
76
96
116

PM

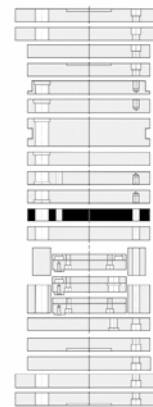
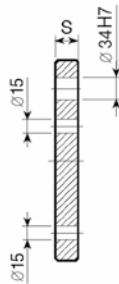
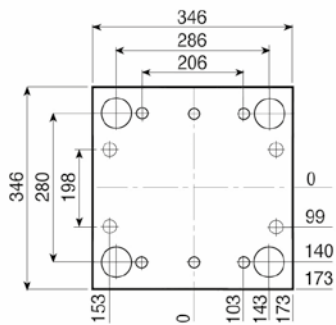


1.1730 ROYALLOY
S
26
36
46
56
66
76
96
116

TOOLOX 33
S
26
36
46
56
66
76
96
116

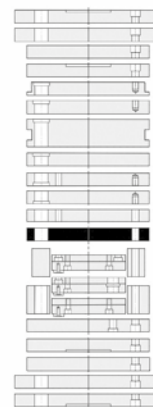
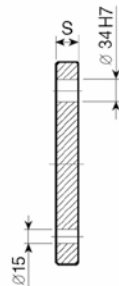
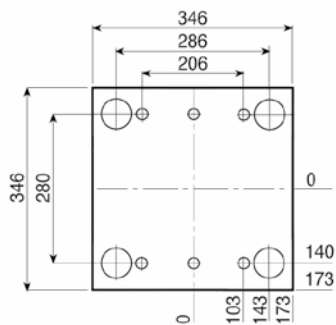
346

PX



1.1730 ROYALLOY
S
46

PX-Z

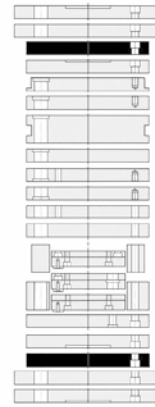
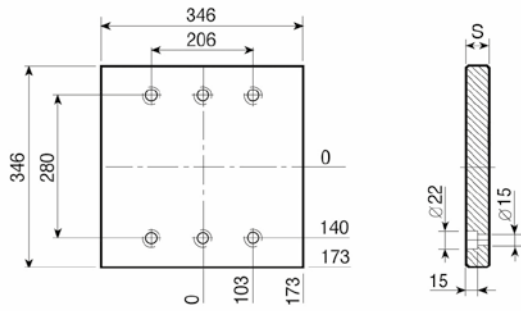


1.1730 ROYALLOY
S
46

Esempio di ordinativo Order example Bestellbeispiel	articolo article Artikel PSXE	serie series Serie 346 x 346	spessore thickness Dicke 76	materiale material Material 1.1730
--	--	---------------------------------------	--------------------------------------	---

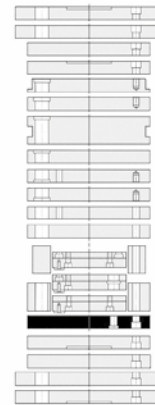
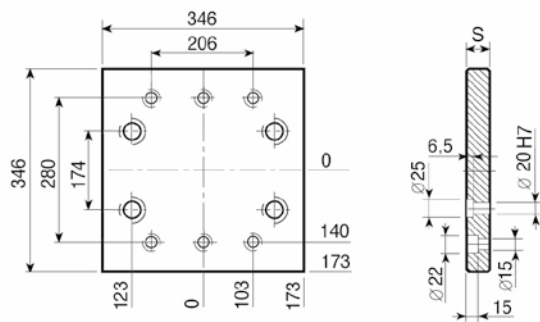
Altri materiali sono disponibili a richiesta (1.2085 - 1.2714 - alluminio...)
Other materials available on request (1.2085 - 1.2714 - aluminium...)
Andere Materialien auf Anfrage verfügbar (1.2085 - 1.2714 - Aluminium...)

PF



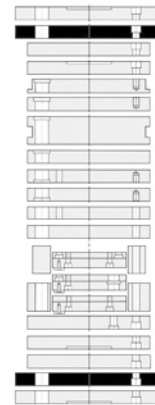
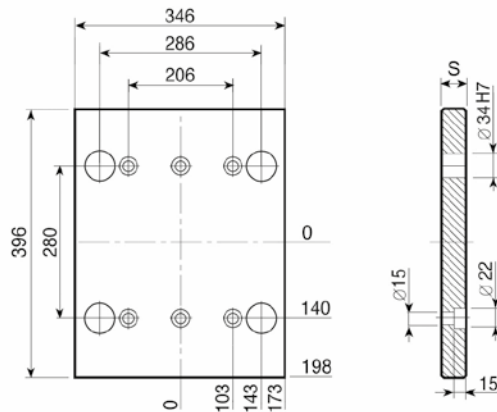
1.1730
ROYALLOY
S
26

PF-G



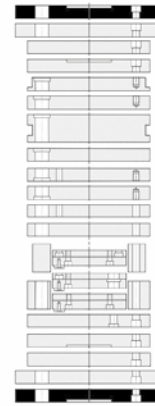
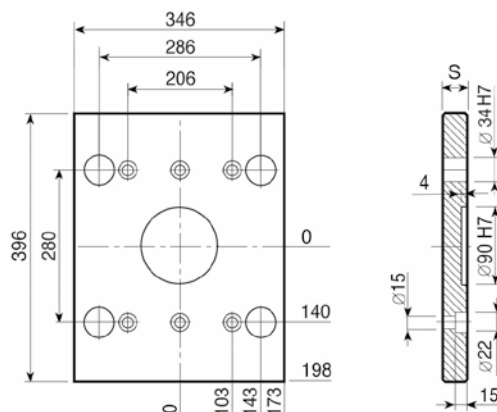
1.1730
ROYALLOY
S
26

PD



1.1730
ROYALLOY
S
26

PD-C



1.1730
ROYALLOY
S
26

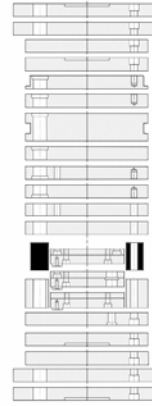
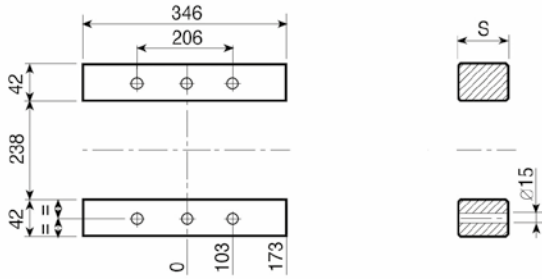
Esempio di ordinativo
Order example
Bestellbeispiel

articolo article Artikel	serie series Serie	spessore thickness Dicke	materiale material Material
PF-6	346 x 346	26	1.1730

Altri materiali sono disponibili a richiesta (1.2085 - 1.2714 - alluminio...)
Other materials available on request (1.2085 - 1.2714 - aluminium...)
Andere Materialien auf Anfrage verfügbar (1.2085 - 1.2714 - Aluminium...)

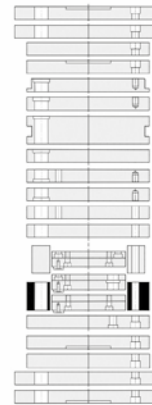
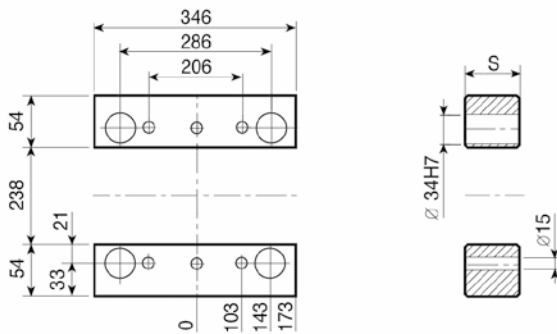


D



1.1730
ROYALLOY
S
77
97
117

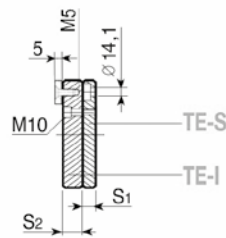
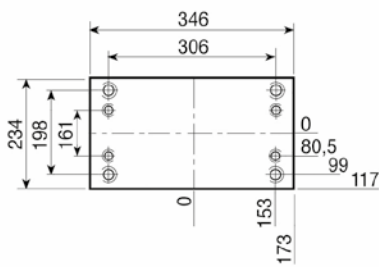
D-H



1.1730
ROYALLOY
S
77
97
117

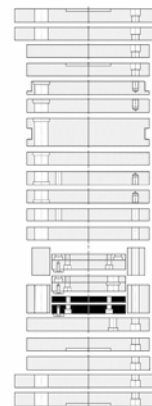
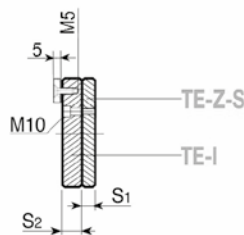
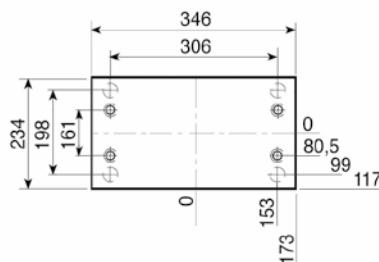
346

TE {TE-S
TE-I



1.1730
ROYALLOY
S₁ - 16
S₂ - 22

TE-Z {TE-Z-S
TE-I

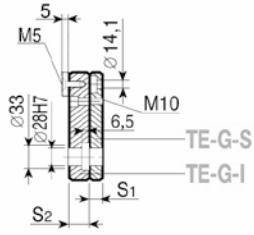
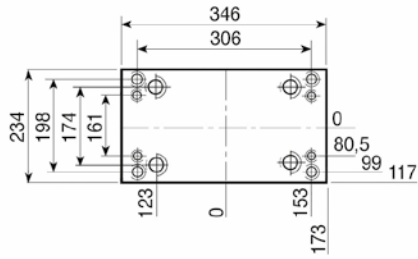


1.1730
ROYALLOY
S₁ - 16
S₂ - 22

Esempio di ordinativo Order example Bestellbeispiel	articolo article Artikel D-H	serie series Serie 346 x 346	spessore thickness material Dicke 77	materiale material Material 1.1730
--	---------------------------------------	---------------------------------------	--	---

Altri materiali sono disponibili a richiesta (1.2085 - 1.2714 - alluminio...)
Other materials available on request (1.2085 - 1.2714 - aluminium...)
Andere Materialien auf Anfrage verfügbar (1.2085 - 1.2714 - Aluminium...)

TE-G {
TE-G-S
TE-G-I




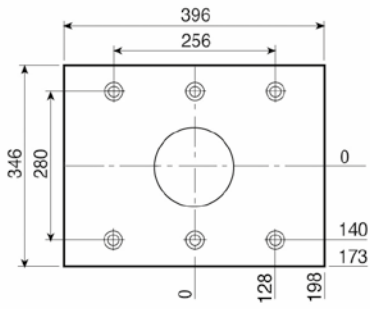
1.1730
ROYALLOY
S₁ - 16
S₂ - 22

Esempio di ordinativo Order example Bestellbeispiel	articolo article Artikel	serie series Serie	spessore thickness Dicke	materiale material Material
	TE-G-I	346x346	22	1.1730

Altri materiali sono disponibili a richiesta (1.2085 - 1.2714 - alluminio...)
Other materials available on request (1.2085 - 1.2714 - aluminium...)
Andere Materialien auf Anfrage verfügbar (1.2085 - 1.2714 - Aluminium...)

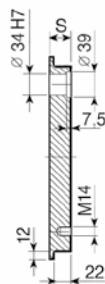
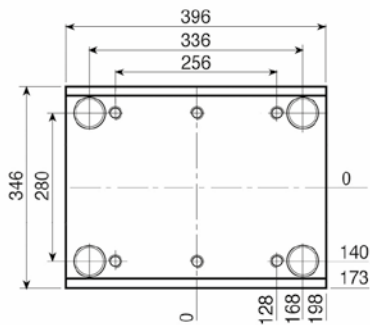


PS



1.1730
ROYALLOY
S
26

PSX

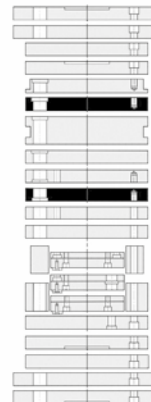
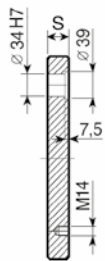
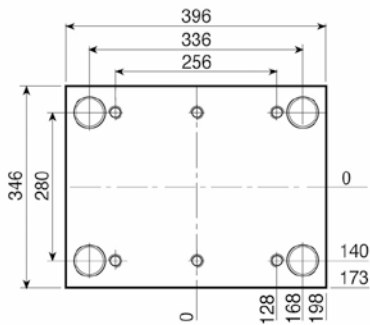


1.1730
ROYALLOY
S
46
56
66
76
96

TOOLOX 33
S
46
56
66
76
96

346

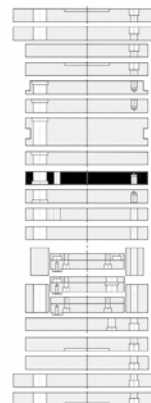
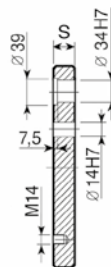
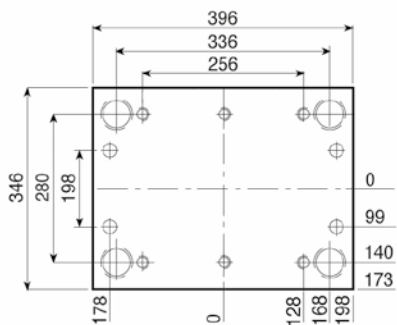
PI-Z



1.1730
ROYALLOY
S
46
56
66
76
96
116

TOOLOX 33
S
46
56
66
76
96
116

PI



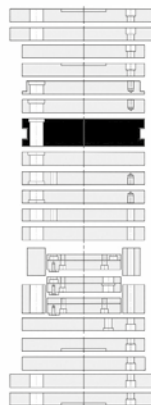
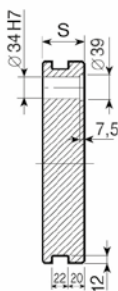
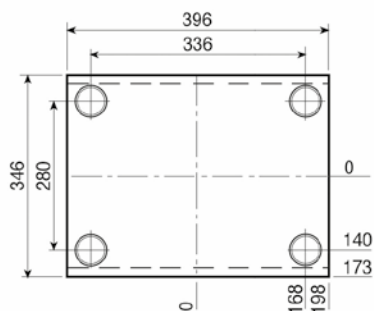
1.1730
ROYALLOY
S
46
56
66
76
96
116

TOOLOX 33
S
46
56
66
76
96
116

Esempio di ordinativo Order example Bestellbeispiel	articolo article Artikel PSX	serie series Serie 346 x 396	spessore thickness Dicke 46	materiale material Material 1.1730
--	---------------------------------------	---------------------------------------	--------------------------------------	---

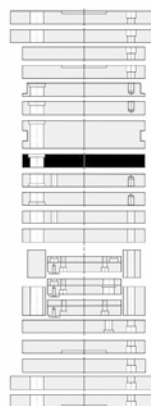
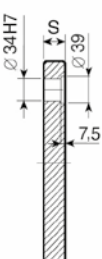
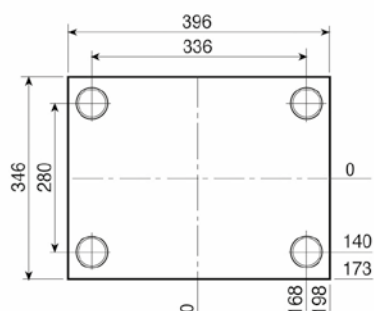
Altri materiali sono disponibili a richiesta (1.2085 - 1.2714 - alluminio...)
Other materials available on request (1.2085 - 1.2714 - aluminium...)
Andere Materialien auf Anfrage verfügbar (1.2085 - 1.2714 - Aluminium...)

PSXE



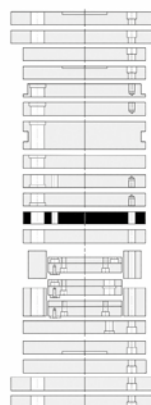
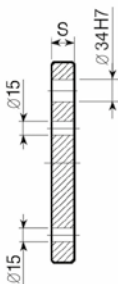
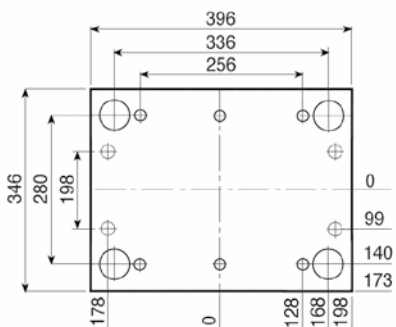
1.1730 ROYALLOY	TOOLOX 33
S	S
56	56
66	66
76	76
96	96
116	116

PM



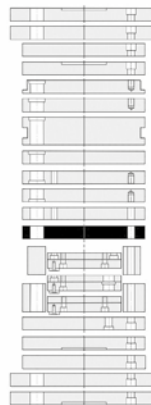
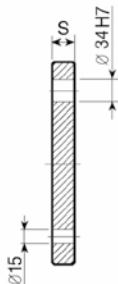
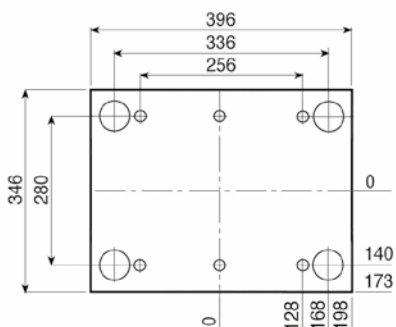
1.1730 ROYALLOY	TOOLOX 33
S	S
26	26
36	36
46	46
56	56
66	66
76	76
96	96
116	116

PX



1.1730 ROYALLOY
S
46

PX-Z



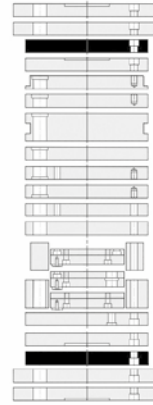
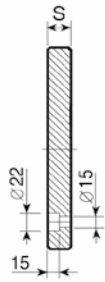
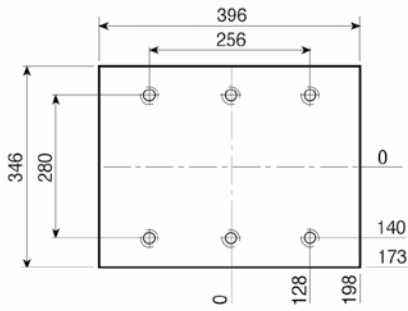
1.1730 ROYALLOY
S
46

Esempio di ordinativo	articolo	serie	spessore	materiale
Order example	article	series	thickness	material
Bestellbeispiel	Artikel	Serie	Dicke	Material
	PSXE	346x396	76	1.1730

Altri materiali sono disponibili a richiesta (1.2085 - 1.2714 - alluminio...)
 Other materials available on request (1.2085 - 1.2714 - aluminium...)
 Andere Materialien auf Anfrage verfügbar (1.2085 - 1.2714 - Aluminium...)

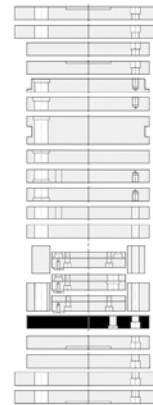
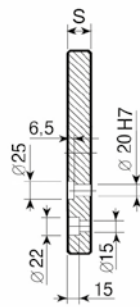
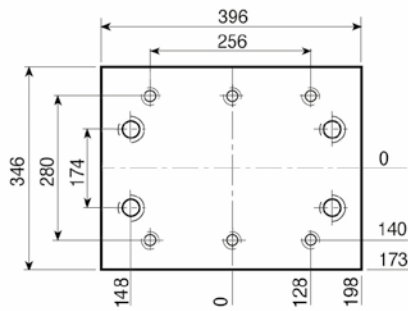


PF



1.1730
ROYALLOY
S
26

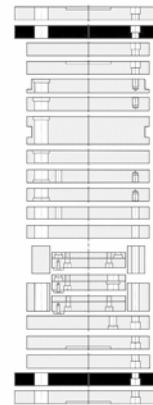
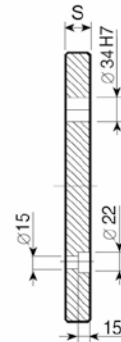
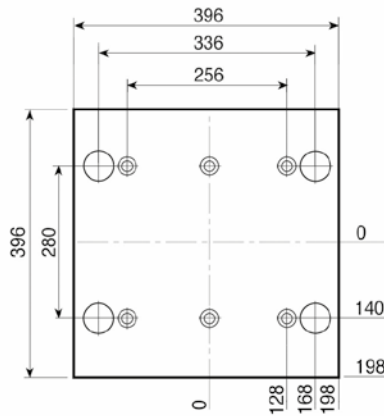
PF-G



1.1730
ROYALLOY
S
26

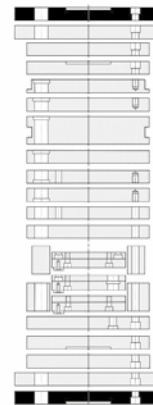
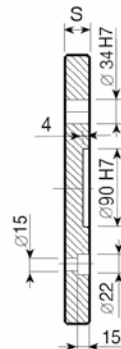
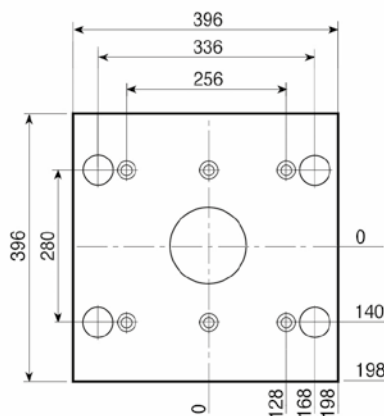
346

PD



1.1730
ROYALLOY
S
26

PD-C

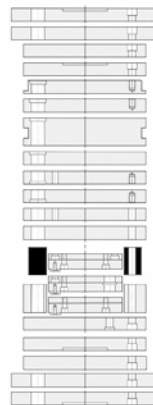
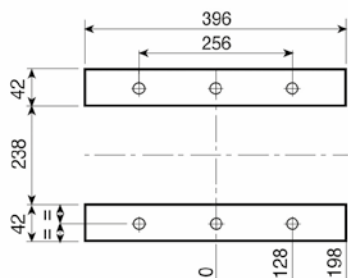


1.1730
ROYALLOY
S
26

Esempio di ordinativo Order example Bestellbeispiel	articolo article Artikel	serie series Serie	spessore thickness Dicke	materiale material Material
	PF-6	346 x 396	26	1.1730

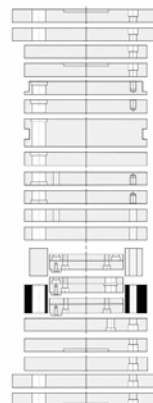
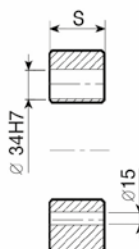
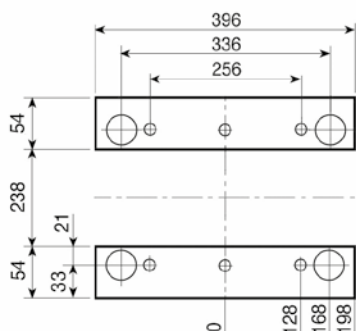
Altri materiali sono disponibili a richiesta (1.2085 - 1.2714 - alluminio...)
Other materials available on request (1.2085 - 1.2714 - aluminium...)
Andere Materialien auf Anfrage verfügbar (1.2085 - 1.2714 - Aluminium...)

D



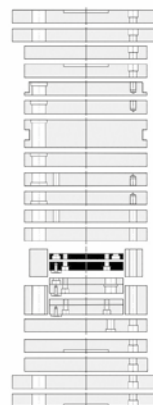
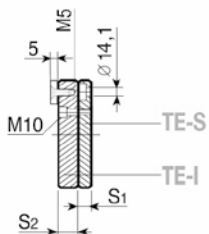
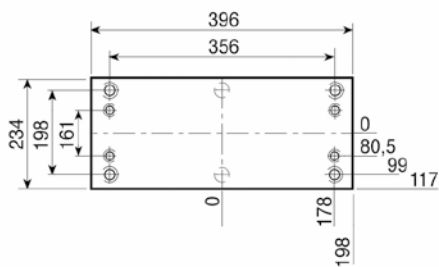
1.1730
ROYALLOY
S
77
97
117

D-H



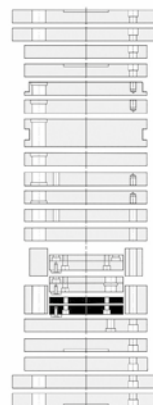
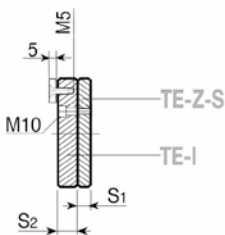
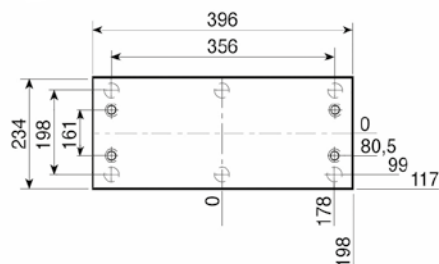
1.1730
ROYALLOY
S
77
97
117

TE { TE-S
TE-I



1.1730
ROYALLOY
S₁ - 16
S₂ - 22

TE-Z { TE-Z-S
TE-I



1.1730
ROYALLOY
S₁ - 16
S₂ - 22

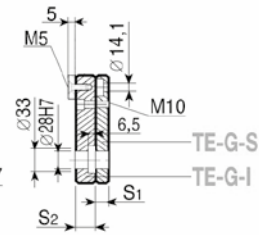
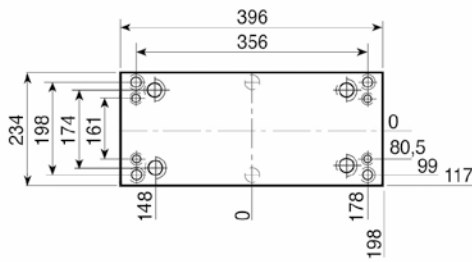
Esempio di ordinativo
Order example
Bestellbeispiel

articolo article Artikel D-H	serie series Serie 346x396	spessore thickness material Dicke 77	materiale material Material 1.1730
---------------------------------------	-------------------------------------	--	---

Altri materiali sono disponibili a richiesta (1.2085 - 1.2714 - alluminio...)
Other materials available on request (1.2085 - 1.2714 - aluminium...)
Andere Materialien auf Anfrage verfügbar (1.2085 - 1.2714 - Aluminium...)



TE-G { TE-G-S
TE-G-I



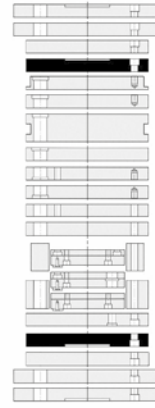

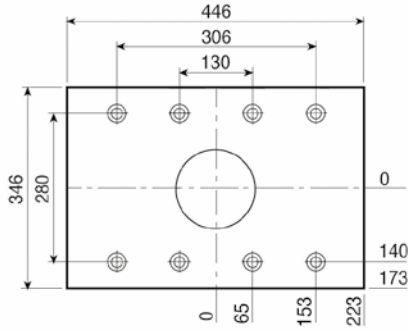
1.1730
ROYALLOY
S₁ - 16
S₂ - 22

346

Esempio di ordinativo Order example Bestellbeispiel	articolo article Artikel	serie series Serie	spessore thickness Dicke	materiale material Material
	TE-G-I	346 x 396	22	1.1730

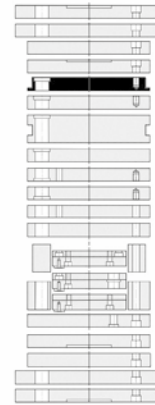
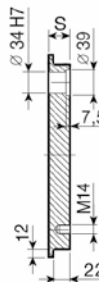
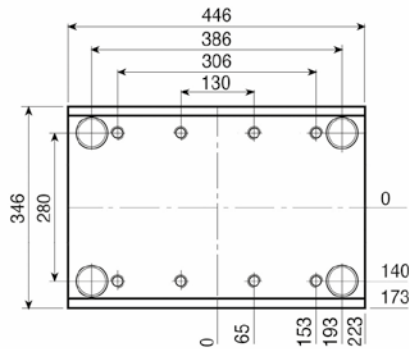
Altri materiali sono disponibili a richiesta (1.2085 - 1.2714 - alluminio...)
Other materials available on request (1.2085 - 1.2714 - aluminium...)
Andere Materialien auf Anfrage verfügbar (1.2085 - 1.2714 - Aluminium...)

PS



1.1730
ROYALLOY
S
26

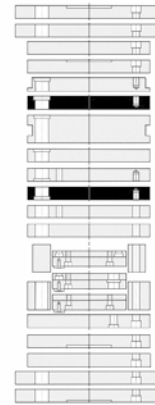
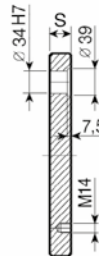
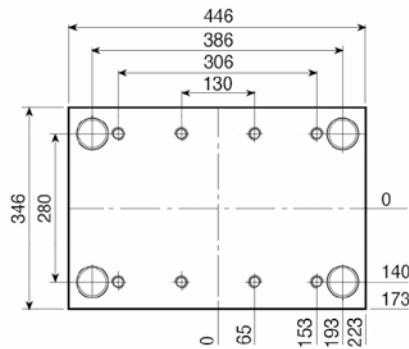
PSX



1.1730
ROYALLOY
S
46
56
66
76
96

TOOLOX 33
S
46
56
66
76
96

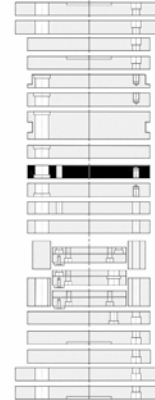
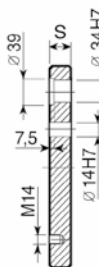
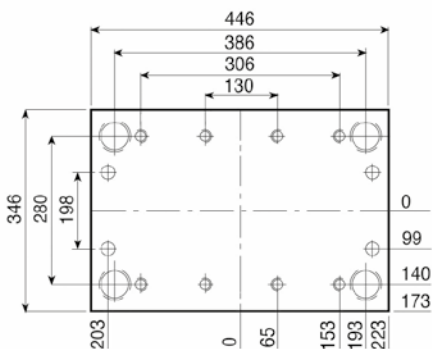
PI-Z



1.1730
ROYALLOY
S
46
56
66
76
96
116

TOOLOX 33
S
46
56
66
76
96
116

PI



1.1730
ROYALLOY
S
46
56
66
76
96
116

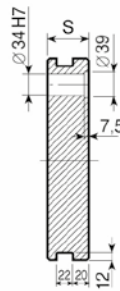
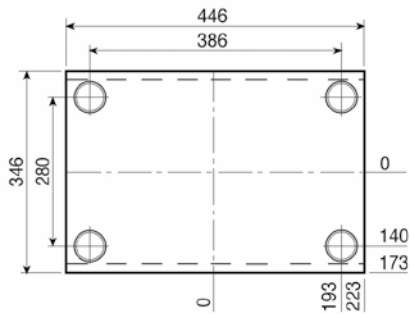
TOOLOX 33
S
46
56
66
76
96
116

Esempio di ordinativo Order example Bestellbeispiel	articolo article Artikel PSX	serie series Serie 346x446	spessore thickness Dicke 46	materiale material Material 1.1730
--	---------------------------------------	-------------------------------------	--------------------------------------	---

Altri materiali sono disponibili a richiesta (1.2085 - 1.2714 - alluminio...)
Other materials available on request (1.2085 - 1.2714 - aluminium...)
Andere Materialien auf Anfrage verfügbar (1.2085 - 1.2714 - Aluminium...)



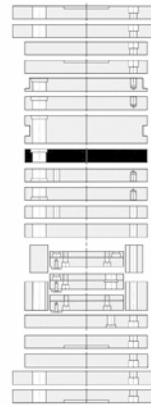
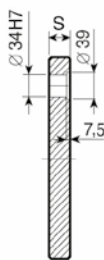
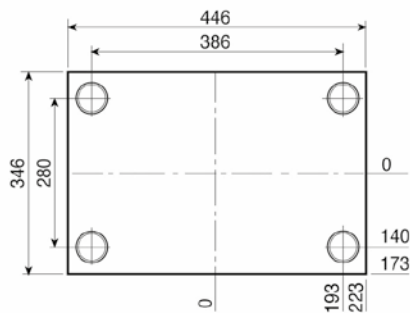
PSXE



1.1730 ROYALLOY
S
56
66
76
96
116

TOOLOX 33
S
56
66
76
96
116

PM

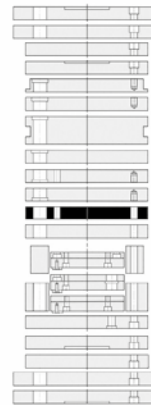
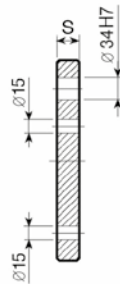
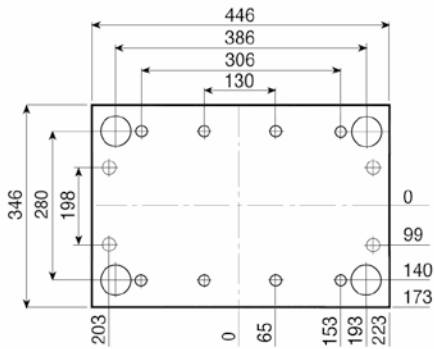


1.1730 ROYALLOY
S
26
36
46
56
66
76
96
116

TOOLOX 33
S
26
36
46
56
66
76
96
116

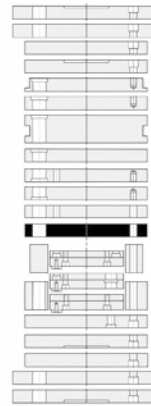
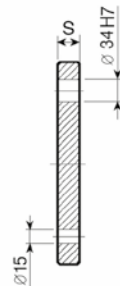
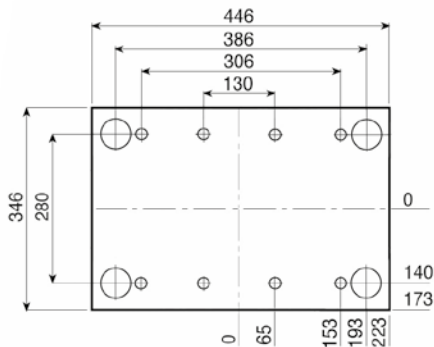
346

PX



1.1730 ROYALLOY
S
46

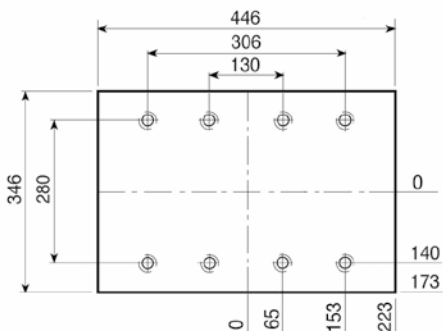
PX-Z



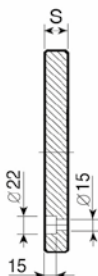
1.1730 ROYALLOY
S
46

Esempio di ordinativo	articolo	serie	spessore	materiale
Order example	article	series	thickness	material
Bestellbeispiel	Artikel	Serie	Dicke	Material
	PSXE	346 x 446	76	1.1730

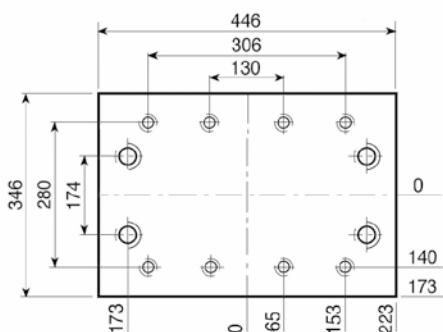
Altri materiali sono disponibili a richiesta (1.2085 - 1.2714 - alluminio...)
 Other materials available on request (1.2085 - 1.2714 - aluminium...)
 Andere Materialien auf Anfrage verfügbar (1.2085 - 1.2714 - Aluminium...)



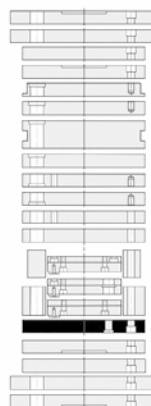
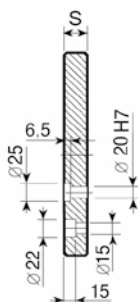
PF



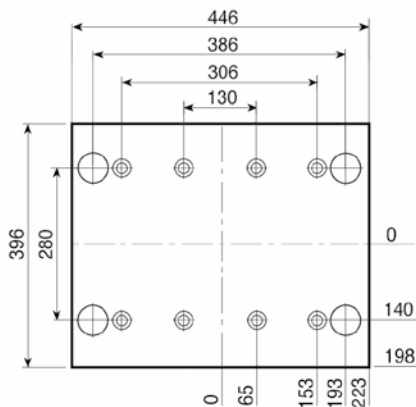
1.1730
ROYALLOY
S
26



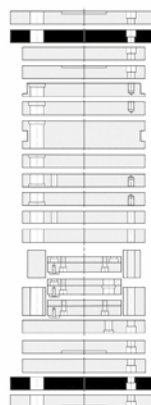
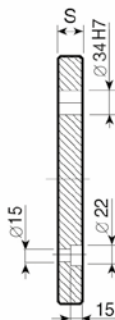
PF-G



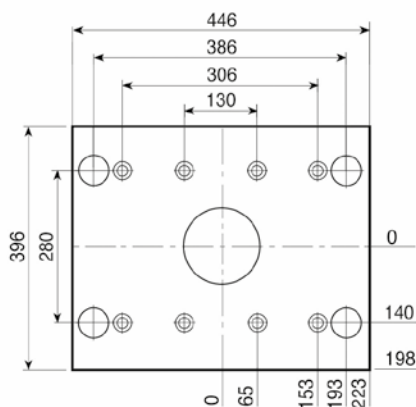
1.1730
ROYALLOY
S
26



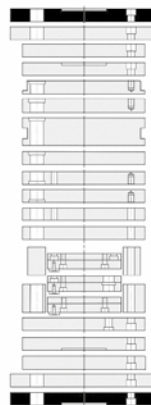
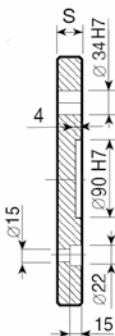
PD



1.1730
ROYALLOY
S
26



PD-C

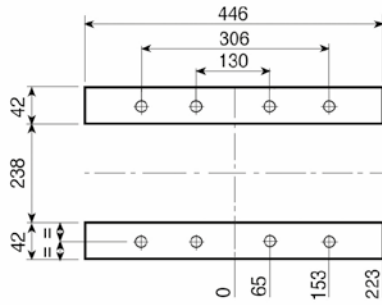


1.1730
ROYALLOY
S
26

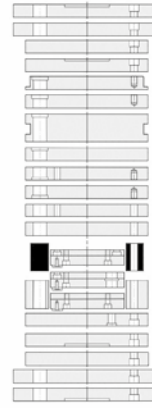
Esempio di ordinativo
Order example
Bestellbeispiel

articolo article Artikel	serie series Serie	spessore thickness Dicke	materiale material Material
PF-6	346x446	26	1.1730

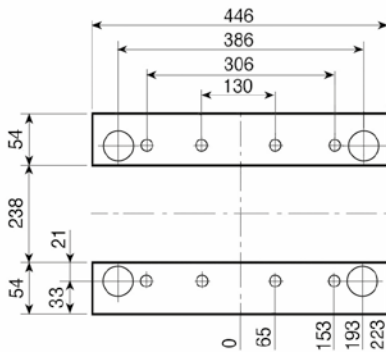
Altri materiali sono disponibili a richiesta (1.2085 - 1.2714 - alluminio...)
Other materials available on request (1.2085 - 1.2714 - aluminium...)
Andere Materialien auf Anfrage verfügbar (1.2085 - 1.2714 - Aluminium...)



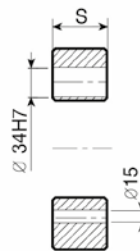
D



1.1730
ROYALLOY
S
77
97
117

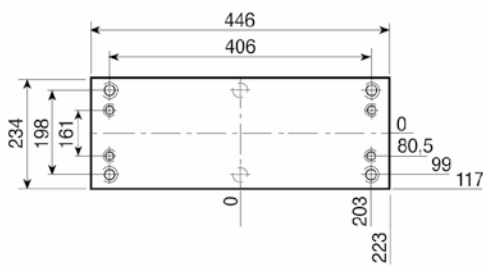


D-H

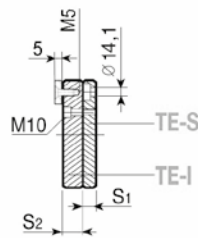


1.1730
ROYALLOY
S
77
97
117

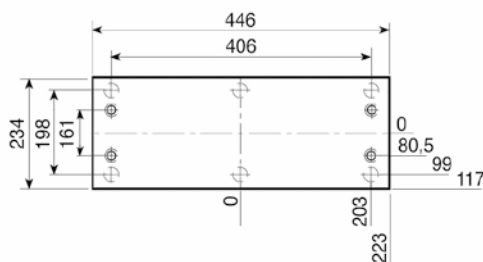
346



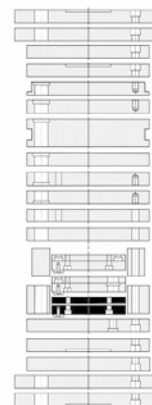
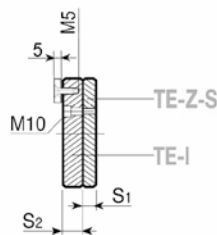
TE {
TE-S
TE-I



1.1730
ROYALLOY
S₁ - 16
S₂ - 22



TE-Z {
TE-Z-S
TE-I

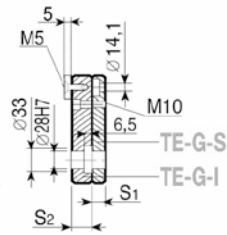
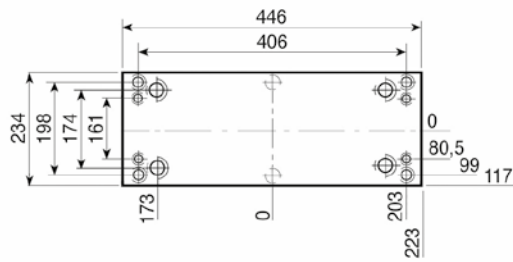


1.1730
ROYALLOY
S₁ - 16
S₂ - 22

Esempio di ordinativo Order example Bestellbeispiel	articolo article Artikel D-H	serie series Serie 346 x 446	spessore thickness Dicke 77	materiale material Material 1.1730
--	---------------------------------------	---------------------------------------	--------------------------------------	---

Altri materiali sono disponibili a richiesta (1.2085 - 1.2714 - alluminio...)
Other materials available on request (1.2085 - 1.2714 - aluminium...)
Andere Materialien auf Anfrage verfügbar (1.2085 - 1.2714 - Aluminium...)

TE-G {
TE-G-S
TE-G-I



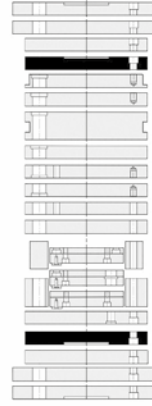

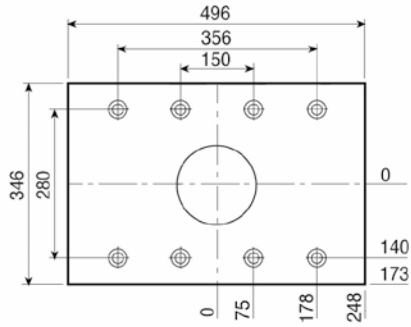
1.1730
ROYALLOY
S₁ - 16
S₂ - 22

Esempio di ordinativo Order example Bestellbeispiel	articolo article Artikel	serie series Serie	spessore thickness Dicke	materiale material Material
	TE-G-I	346x446	22	1.1730

Altri materiali sono disponibili a richiesta (1.2085 - 1.2714 - alluminio...)
Other materials available on request (1.2085 - 1.2714 - aluminium...)
Andere Materialien auf Anfrage verfügbar (1.2085 - 1.2714 - Aluminium...)

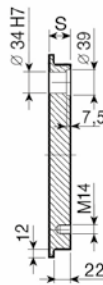
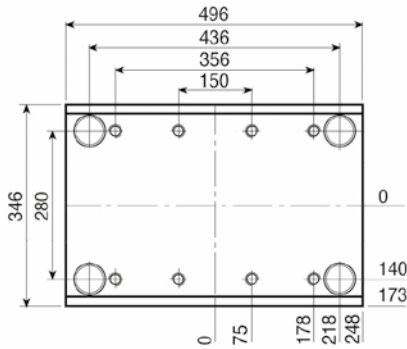


PS



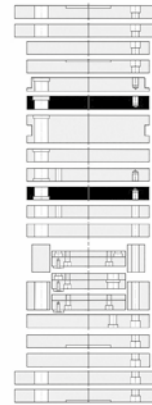
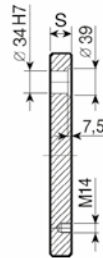
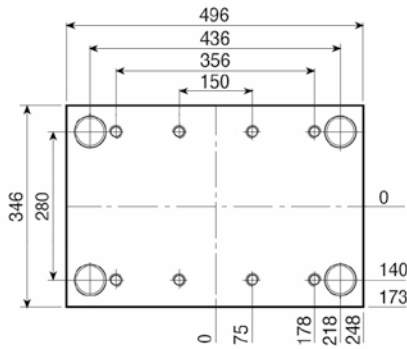
1.1730
ROYALLOY
S
26

PSX



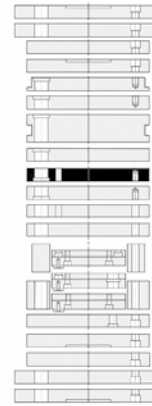
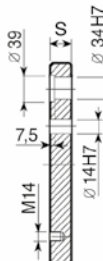
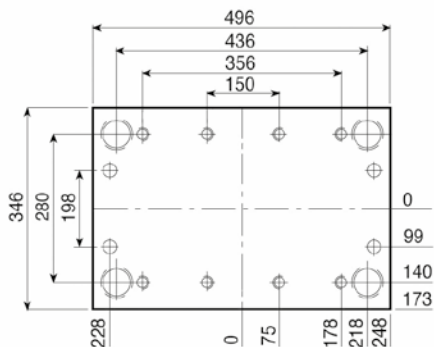
1.1730
ROYALLOY
S
46
56
66
76
96
TOOLOX 33
S
46
56
66
76
96

PI-Z



1.1730
ROYALLOY
S
46
56
66
76
96
116
TOOLOX 33
S
46
56
66
76
96
116

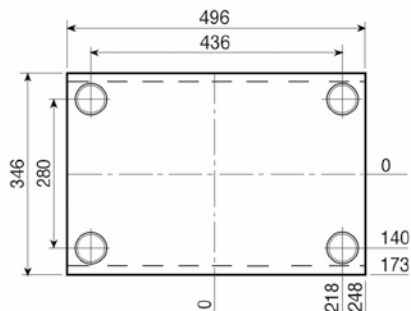
PI



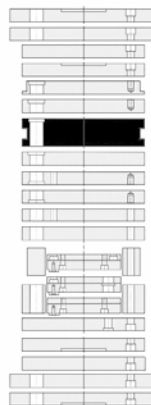
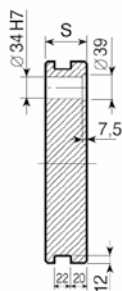
1.1730
ROYALLOY
S
46
56
66
76
96
116
TOOLOX 33
S
46
56
66
76
96
116

Esempio di ordinativo Order example Bestellbeispiel	articolo article Artikel PSX	serie series Serie 346 x 496	spessore thickness Dicke 46	materiale material Material 1.1730
--	--	--	---	--

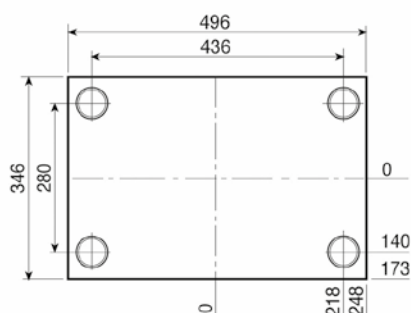
Altri materiali sono disponibili a richiesta (1.2085 - 1.2714 - alluminio...)
Other materials available on request (1.2085 - 1.2714 - aluminium...)
Andere Materialien auf Anfrage verfügbar (1.2085 - 1.2714 - Aluminium...)



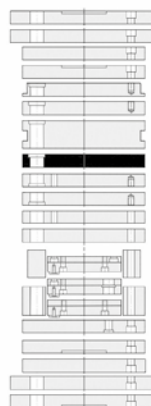
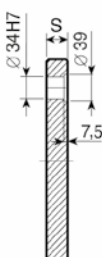
PSXE



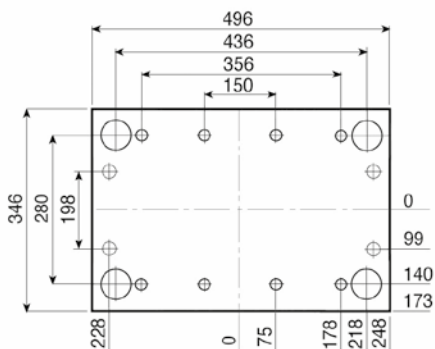
1.1730 ROYALLOY	TOOLOX 33
S	S
56	56
66	66
76	76
96	96
116	116



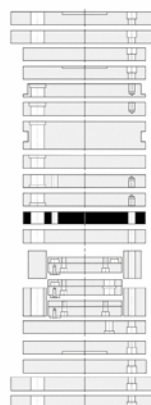
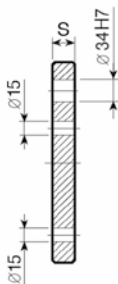
PM



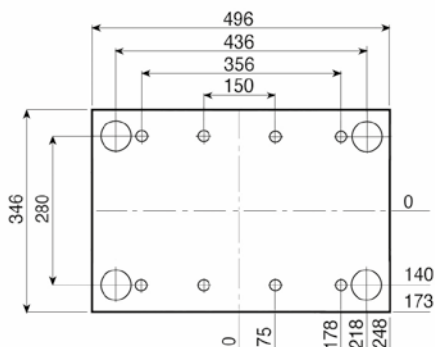
1.1730 ROYALLOY	TOOLOX 33
S	S
26	26
36	36
46	46
56	56
66	66
76	76
96	96
116	116



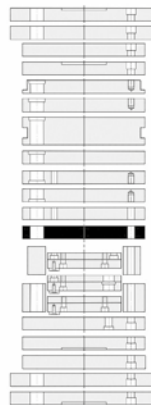
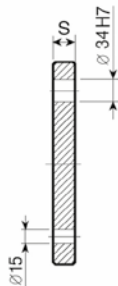
PX



1.1730 ROYALLOY
S
46



PX-2



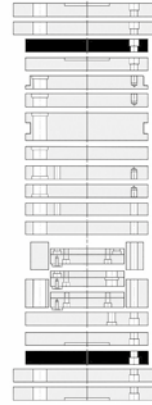
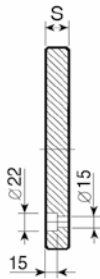
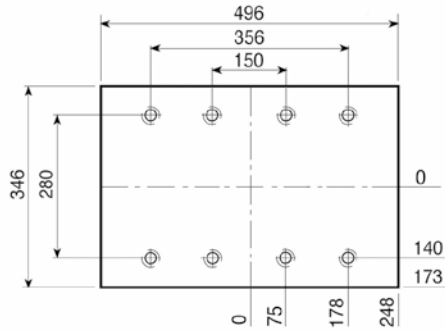
1.1730 ROYALLOY
S
46

Esempio di ordinativo Order example Bestellbeispiel	articolo article Artikel	serie series Serie	spessore thickness Dicke	materiale material Material
	PSXE	346x496	76	1.1730

Altri materiali sono disponibili a richiesta (1.2085 - 1.2714 - alluminio...)
Other materials available on request (1.2085 - 1.2714 - aluminium...)
Andere Materialien auf Anfrage verfügbar (1.2085 - 1.2714 - Aluminium...)

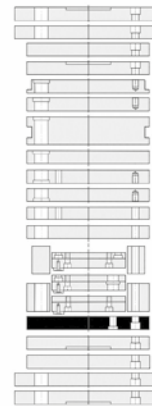
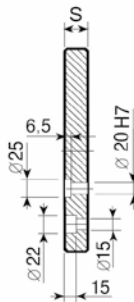
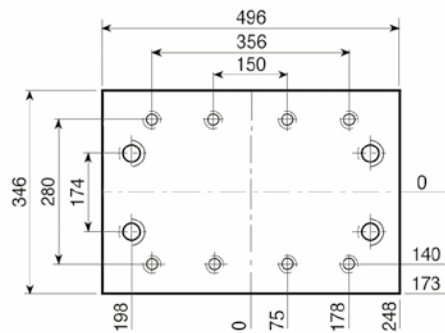


PF



1.1730
ROYALLOY
S
26

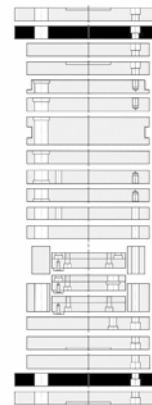
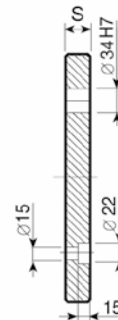
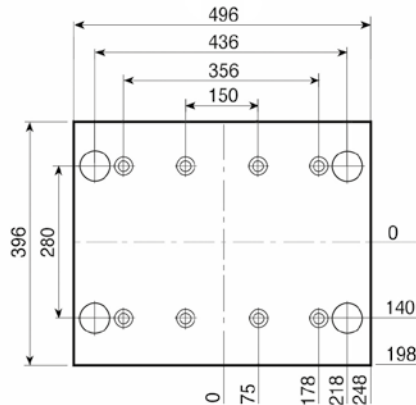
PF-G



1.1730
ROYALLOY
S
26

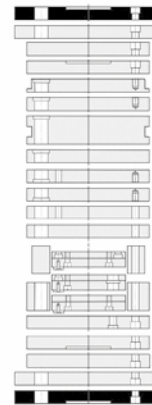
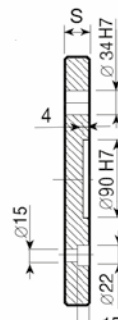
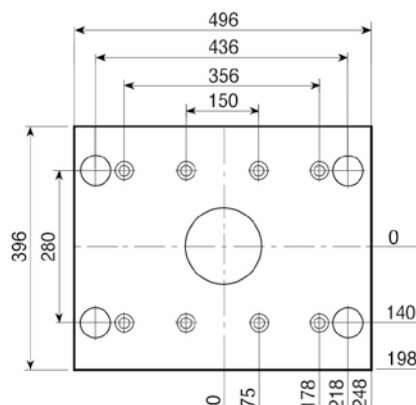
346

PD



1.1730
ROYALLOY
S
26

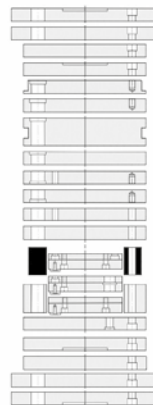
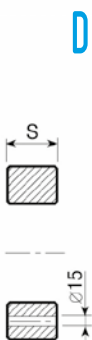
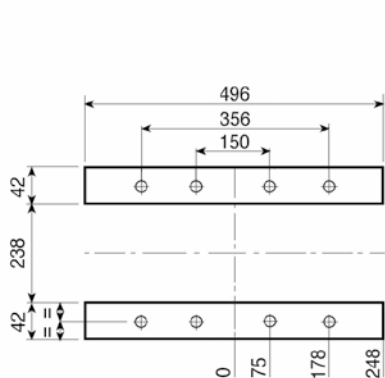
PD-C



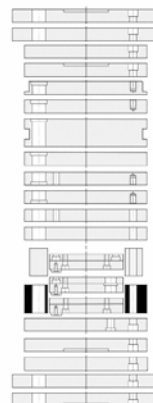
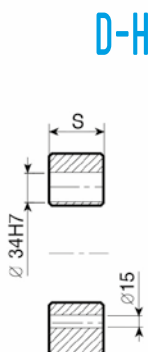
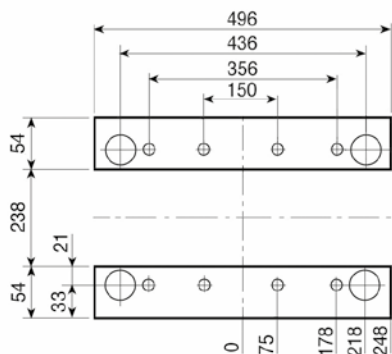
1.1730
ROYALLOY
S
26

Esempio di ordinativo Order example Bestellbeispiel	articolo article Artikel	serie series Serie	spessore thickness Dicke	materiale material Material
	PF-6	346 x 496	26	1.1730

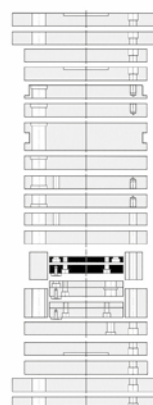
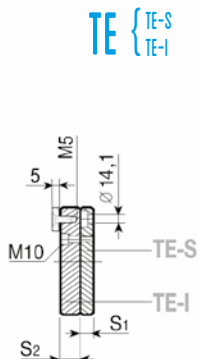
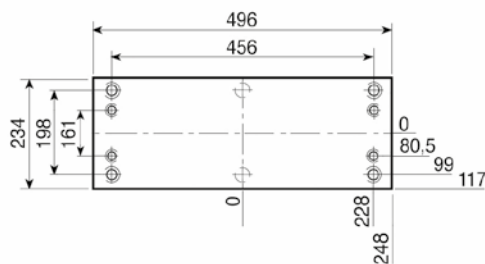
Altri materiali sono disponibili a richiesta (1.2085 - 1.2714 - alluminio...)
Other materials available on request (1.2085 - 1.2714 - aluminium...)
Andere Materialien auf Anfrage verfügbar (1.2085 - 1.2714 - Aluminium...)



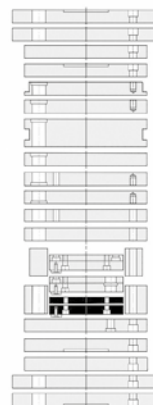
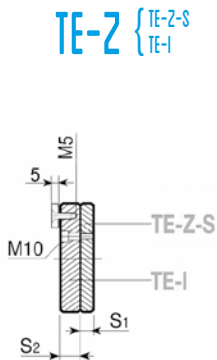
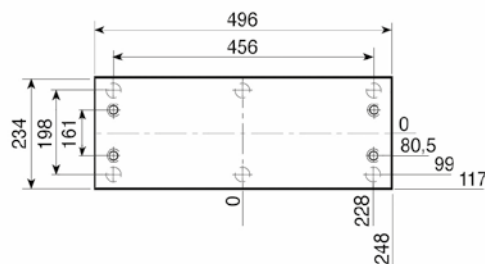
1.1730
ROYALLOY
S
77
97
117



1.1730
ROYALLOY
S
77
97
117



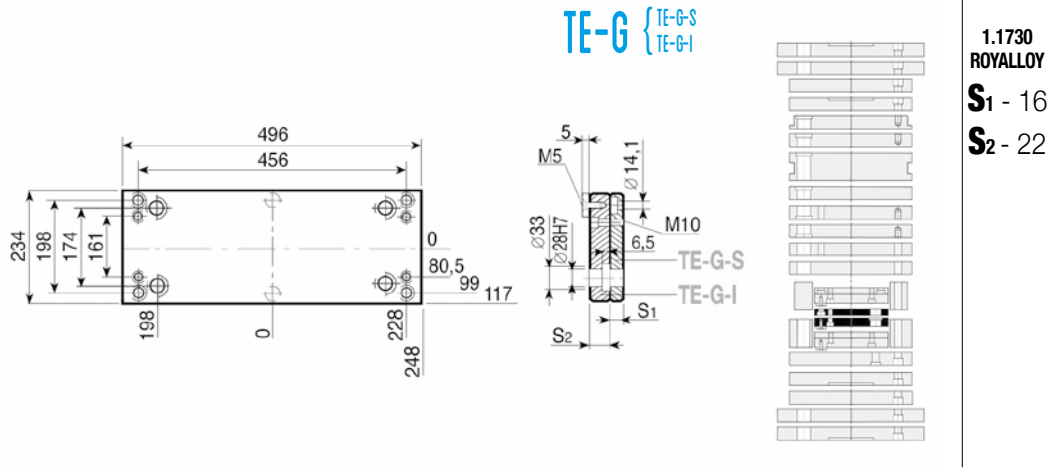
1.1730
ROYALLOY
S₁ - 16
S₂ - 22



1.1730
ROYALLOY
S₁ - 16
S₂ - 22

Esempio di ordinativo Order example Bestellbeispiel	articolo article Artikel	serie series Serie	spessore thickness Dicke	materiale material Material
	D-H	346x496	77	1.1730

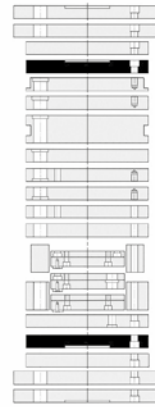
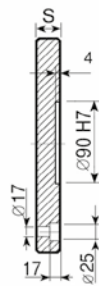
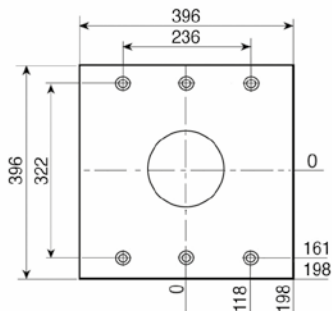
Altri materiali sono disponibili a richiesta (1.2085 - 1.2714 - alluminio...)
Other materials available on request (1.2085 - 1.2714 - aluminium...)
Andere Materialien auf Anfrage verfügbar (1.2085 - 1.2714 - Aluminium...)



Esempio di ordinativo Order example Bestellbeispiel	articolo article Artikel	serie series Serie	spessore thickness Dicke	materiale material Material
	TE-G-I	346 x 496	22	1.1730

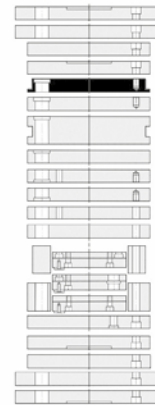
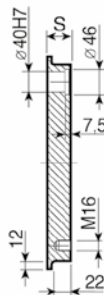
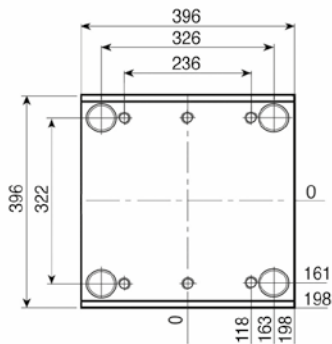
Altri materiali sono disponibili a richiesta (1.2085 - 1.2714 - alluminio...)
Other materials available on request (1.2085 - 1.2714 - aluminium...)
Andere Materialien auf Anfrage verfügbar (1.2085 - 1.2714 - Aluminium...)

PS



1.1730
ROYALLOY
S
26

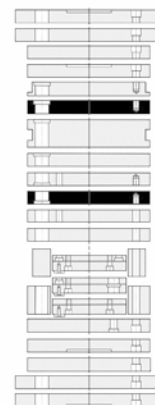
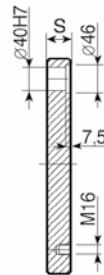
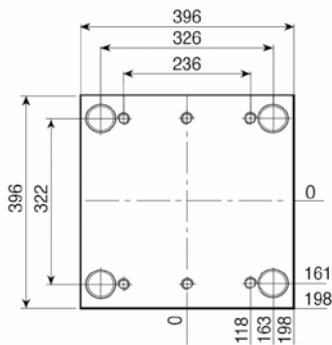
PSX



1.1730
ROYALLOY
S
46
56
66
76
96
106

TOOLOX 33
S
46
56
66
76
96
106

PI-Z

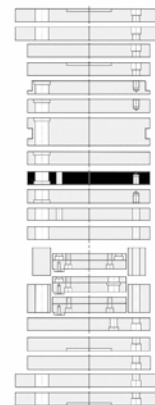
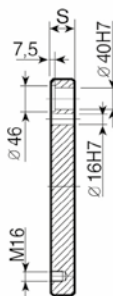
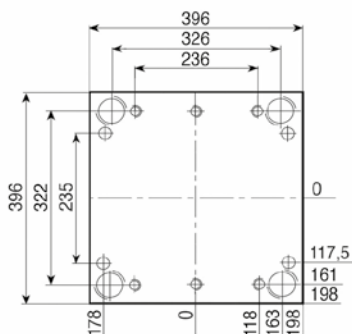


1.1730
ROYALLOY
S
46
56
66
76
96
106
116
146

TOOLOX 33
S
46
56
66
76
96
106
116

1.2738
S
146

PI



1.1730
ROYALLOY
S
46
56
66
76
96
106
116
146

TOOLOX 33
S
46
56
66
76
96
106
116

1.2738
S
146

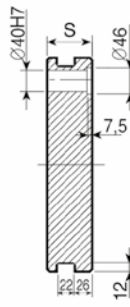
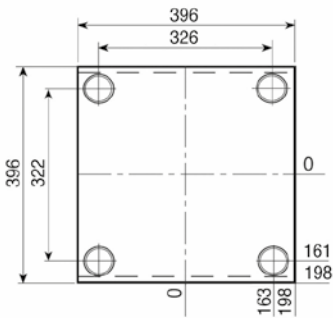
Esempio di ordinativo
Order example
Bestellbeispiel

articolo article Artikel PSX	serie series Serie 396 x 396	spessore thickness Dicke 46	materiale material Material 1.1730
---------------------------------------	---------------------------------------	--------------------------------------	---

Altri materiali sono disponibili a richiesta (1.2085 - 1.2714 - alluminio...)
Other materials available on request (1.2085 - 1.2714 - aluminium...)
Andere Materialien auf Anfrage verfügbar (1.2085 - 1.2714 - Aluminium...)



PSXE

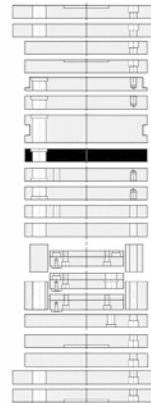
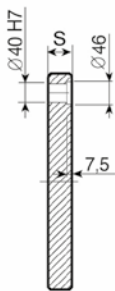
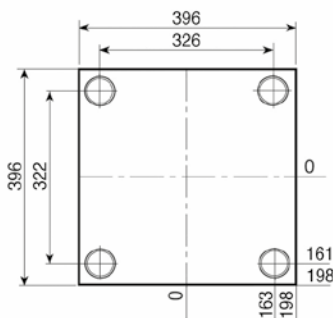


1.1730 ROYALLOY	S 56 66 76 96 106 116 146
--------------------	---

TOOLOX 33	S 56 66 76 96 106 116
-----------	--

1.2738	S 146
--------	-----------------

PM



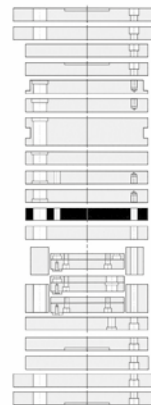
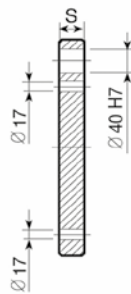
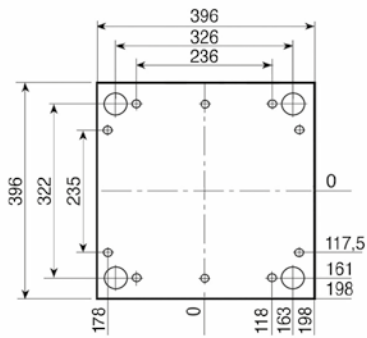
1.1730 ROYALLOY	S 36 46 56 66 76 96 106 116 146
--------------------	---

TOOLOX 33	S 36 46 56 66 76 96 106 116
-----------	--

1.2738	S 146
--------	-----------------

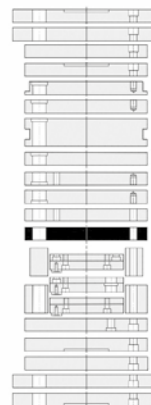
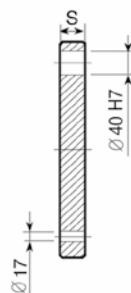
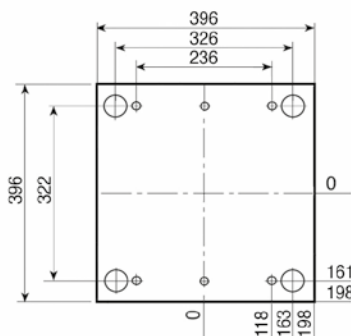
396

PX



1.1730 ROYALLOY	S 46
--------------------	----------------

PX-Z

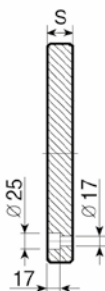
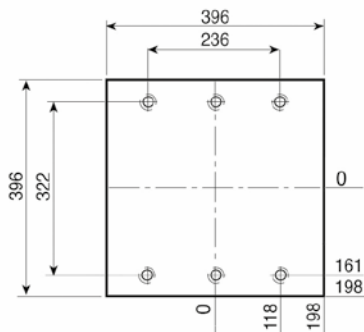


1.1730 ROYALLOY	S 46
--------------------	----------------

Esempio di ordinativo Order example Bestellbeispiel	articolo article Artikel PSXE	serie series Serie 396 x 396	spessore thickness material Dicke 76	materiale material Material 1.1730
--	--	---------------------------------------	--	---

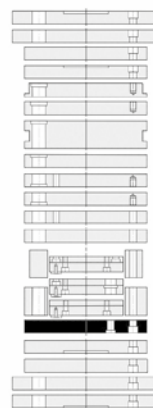
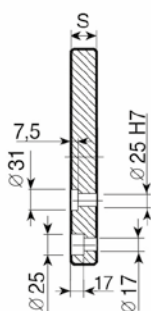
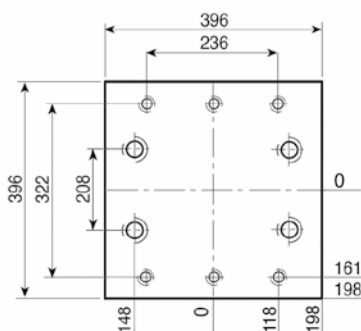
Altri materiali sono disponibili a richiesta (1.2085 - 1.2714 - alluminio...)
Other materials available on request (1.2085 - 1.2714 - aluminium...)
Andere Materialien auf Anfrage verfügbar (1.2085 - 1.2714 - Aluminium...)

PF



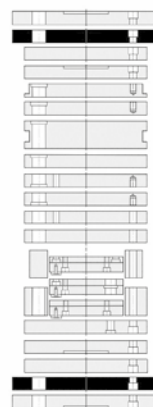
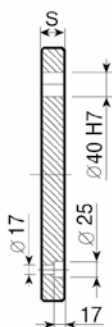
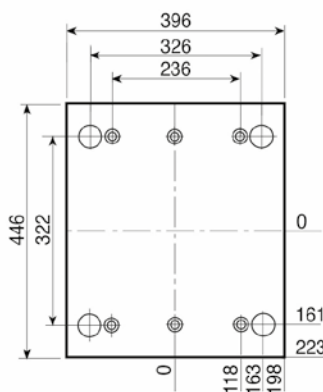
1.1730
ROYALLOY
S
26

PF-G



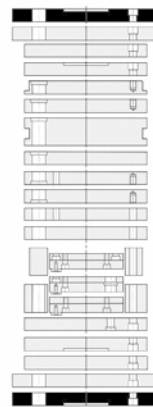
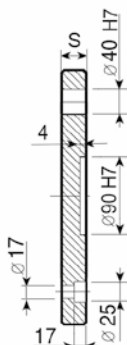
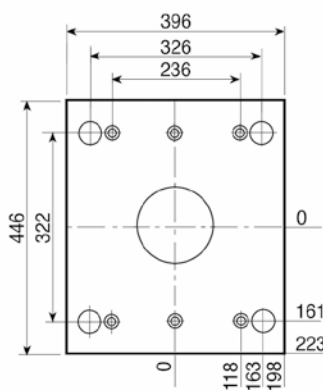
1.1730
ROYALLOY
S
26

PD



1.1730
ROYALLOY
S
26

PD-C

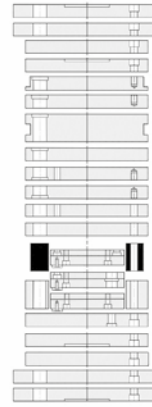
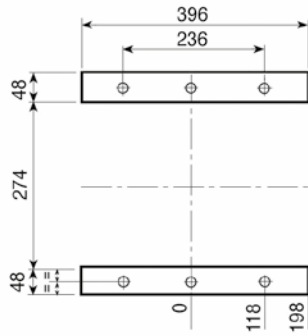


1.1730
ROYALLOY
S
26

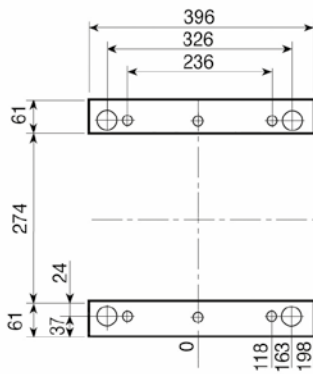
Esempio di ordinativo
Order example
Bestellbeispiel

articolo article Artikel PF-6	serie series Serie 396x396	spessore thickness Dicke 26	materiale material Material 1.1730
--	-------------------------------------	--------------------------------------	---

Altri materiali sono disponibili a richiesta (1.2085 - 1.2714 - alluminio...)
Other materials available on request (1.2085 - 1.2714 - aluminium...)
Andere Materialien auf Anfrage verfügbar (1.2085 - 1.2714 - Aluminium...)

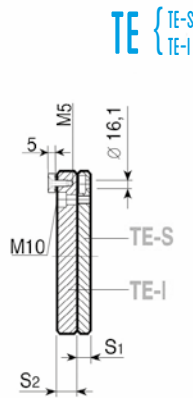
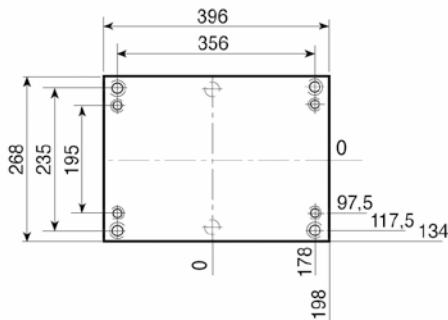


1.1730
ROYALLOY
S
77
97
117

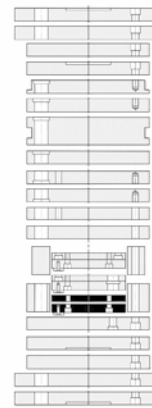
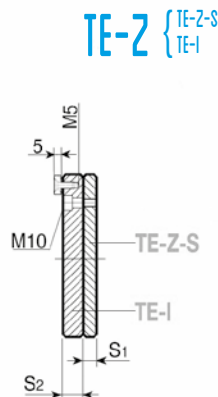
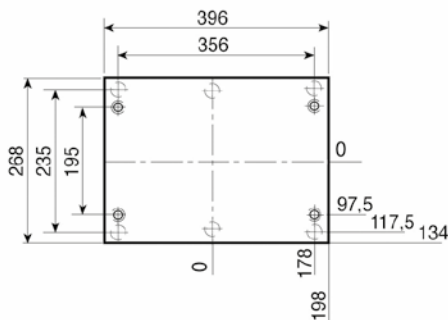


1.1730
ROYALLOY
S
77
97
117

396



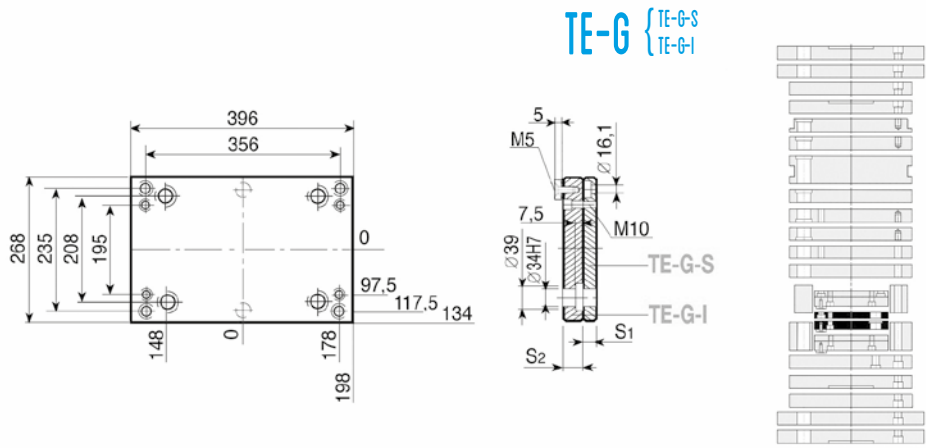
1.1730
ROYALLOY
S₁ - 16
S₂ - 22



1.1730
ROYALLOY
S₁ - 16
S₂ - 22

Esempio di ordinativo Order example Bestellbeispiel	articolo article Artikel D-H	serie series Serie 396 x 396	spessore thickness Dicke 97	materiale material Material 1.1730
--	--	--	---	--

Altri materiali sono disponibili a richiesta (1.2085 - 1.2714 - alluminio...)
Other materials available on request (1.2085 - 1.2714 - aluminium...)
Andere Materialien auf Anfrage verfügbar (1.2085 - 1.2714 - Aluminium...)

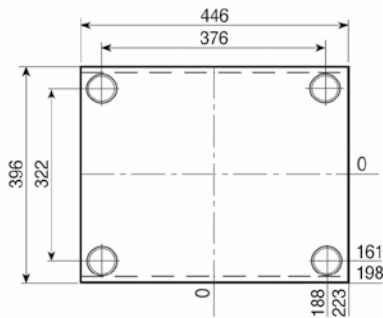


1.1730
ROYALLOY
S₁ - 16
S₂ - 22

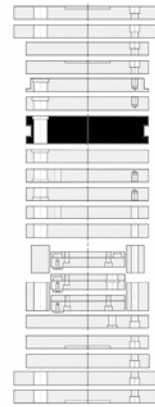
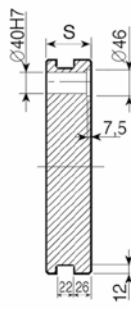


Esempio di ordinativo Order example Bestellbeispiel	articolo article Artikel	serie series Serie	spessore thickness Dicke	materiale material Material
	TE-G-I	396x396	22	1.1730

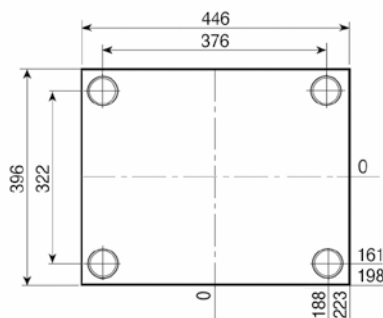
Altri materiali sono disponibili a richiesta (1.2085 - 1.2714 - alluminio...)
Other materials available on request (1.2085 - 1.2714 - aluminium...)
Andere Materialien auf Anfrage verfügbar (1.2085 - 1.2714 - Aluminium...)



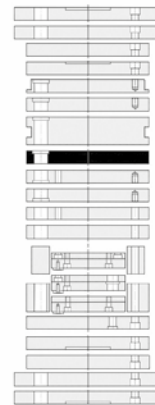
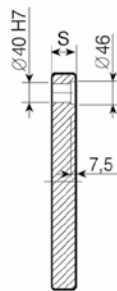
PSXE



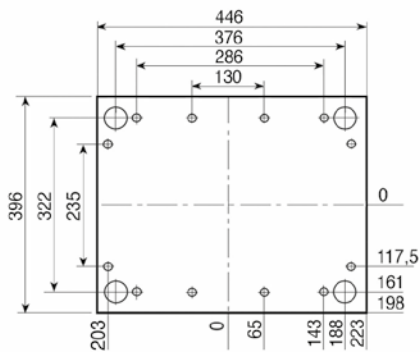
1.1730 ROYALLOY	TOOLOX 33	1.2738
S	S	S
56	56	146
66	66	
76	76	
96	96	
106	106	
116	116	
146		



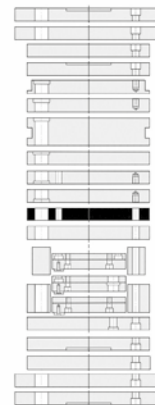
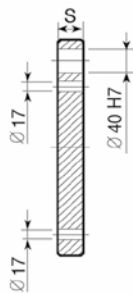
PM



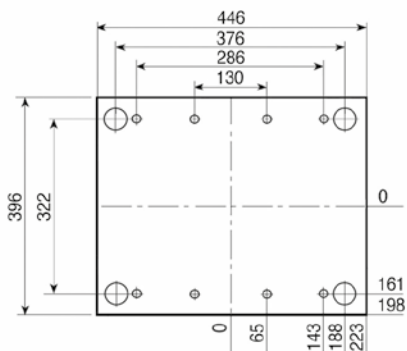
1.1730 ROYALLOY	TOOLOX 33	1.2738
S	S	S
36	36	146
46	46	
56	56	
66	66	
76	76	
96	96	
106	106	
116	116	
146		



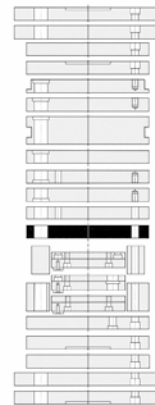
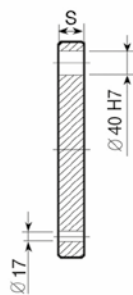
PX



1.1730 ROYALLOY
S
46



PX-Z



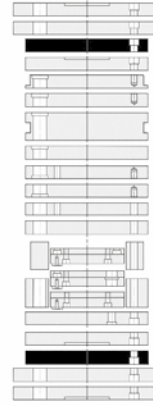
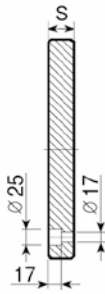
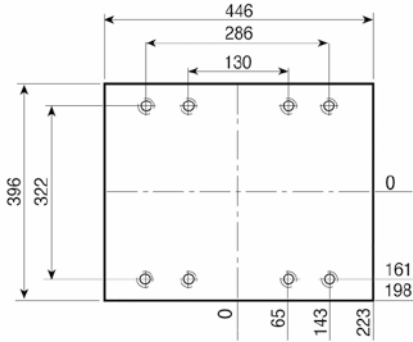
1.1730 ROYALLOY
S
46

Esempio di ordinativo	articolo	serie	spessore	materiale
Order example	article	series	thickness	material
Bestellbeispiel	Artikel	Serie	Dicke	Material
	PSXE	396x446	76	1.1730

Altri materiali sono disponibili a richiesta (1.2085 - 1.2714 - alluminio...)
 Other materials available on request (1.2085 - 1.2714 - aluminium...)
 Andere Materialien auf Anfrage verfügbar (1.2085 - 1.2714 - Aluminium...)

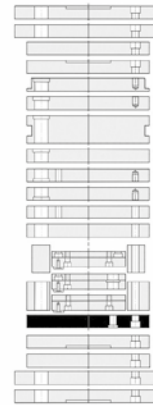
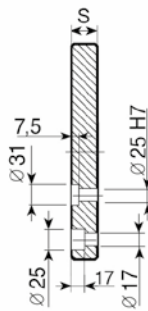
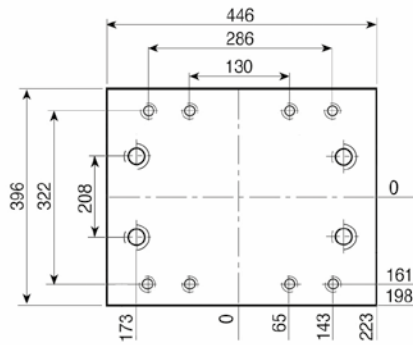


PF



1.1730
ROYALLOY
S
26

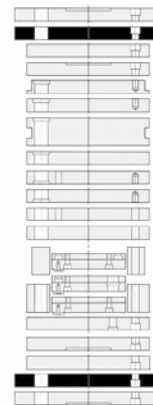
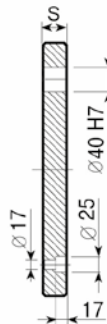
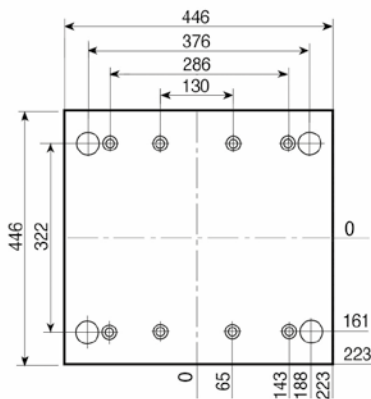
PF-G



1.1730
ROYALLOY
S
26

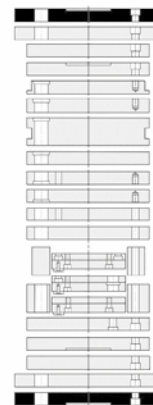
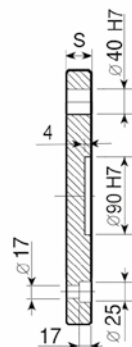
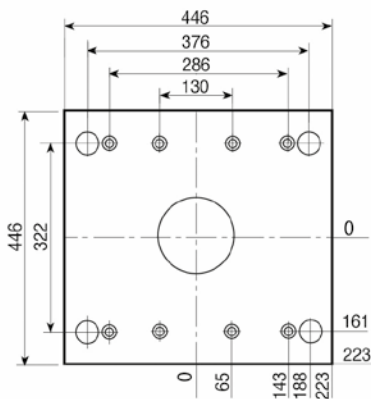
396

PD



1.1730
ROYALLOY
S
26

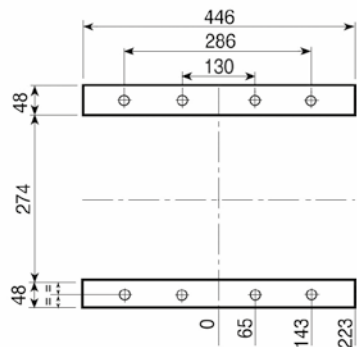
PD-C



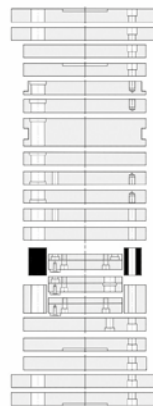
1.1730
ROYALLOY
S
26

Esempio di ordinativo Order example Bestellbeispiel	articolo article Artikel	serie series Serie	spessore thickness Dicke	materiale material Material
	PF-6	396 x 446	26	1.1730

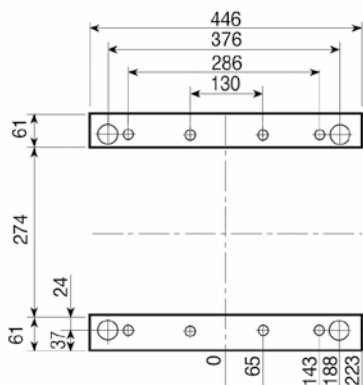
Altri materiali sono disponibili a richiesta (1.2085 - 1.2714 - alluminio...)
Other materials available on request (1.2085 - 1.2714 - aluminium...)
Andere Materialien auf Anfrage verfügbar (1.2085 - 1.2714 - Aluminium...)



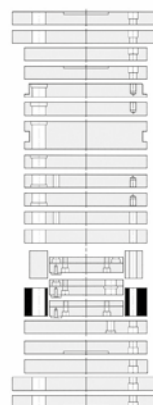
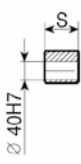
D



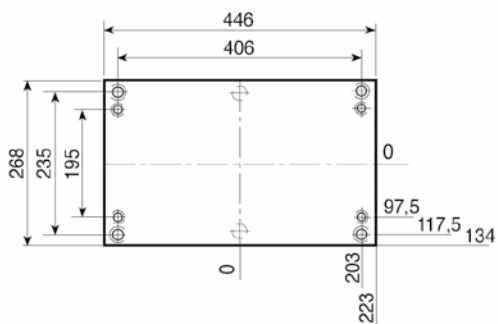
1.1730
ROYALLOY
S
77
97
117



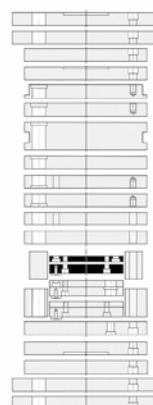
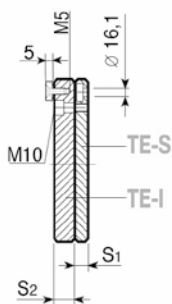
D-H



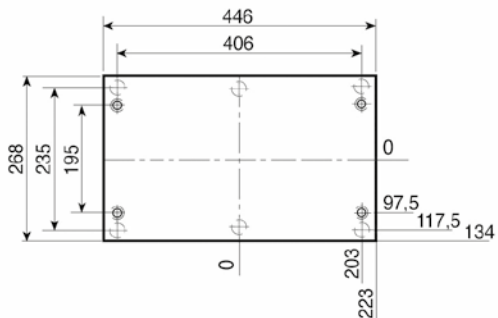
1.1730
ROYALLOY
S
77
97
117



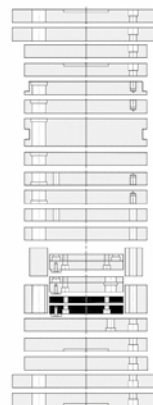
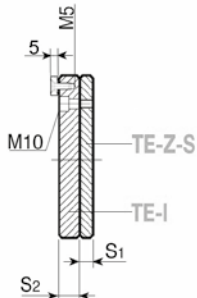
TE { TE-S
TE-I



1.1730
ROYALLOY
S₁ - 16
S₂ - 22



TE-Z { TE-Z-S
TE-I

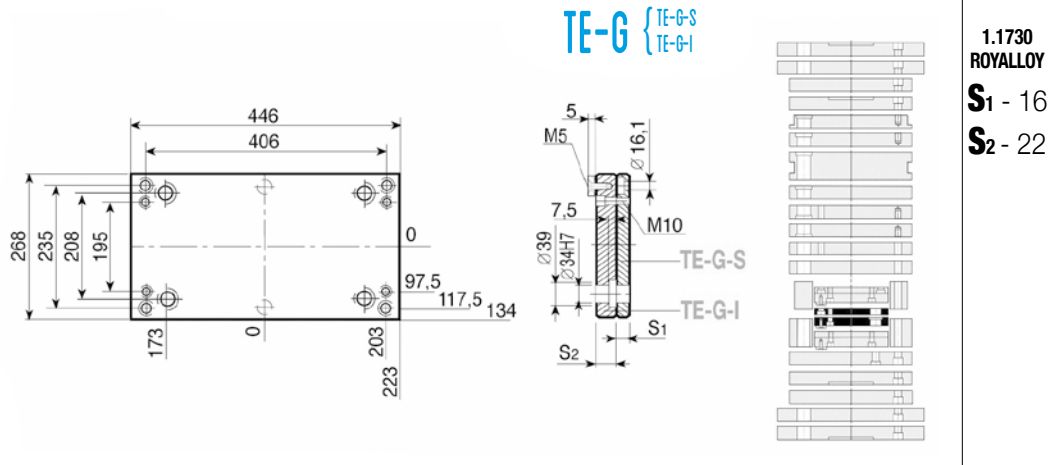


1.1730
ROYALLOY
S₁ - 16
S₂ - 22

Esempio di ordinativo
Order example
Bestellbeispiel

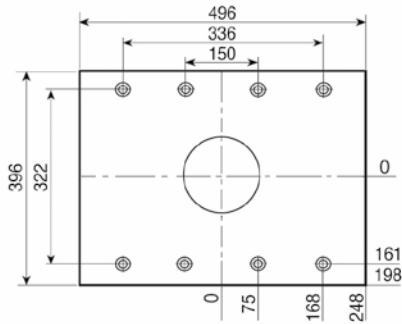
articolo article Artikel	serie series Serie	spessore thickness Dicke	materiale material Material
D-H	396x446	97	1.1730

Altri materiali sono disponibili a richiesta (1.2085 - 1.2714 - alluminio...)
Other materials available on request (1.2085 - 1.2714 - aluminium...)
Andere Materialien auf Anfrage verfügbar (1.2085 - 1.2714 - Aluminium...)

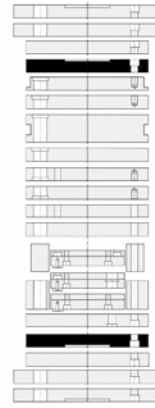
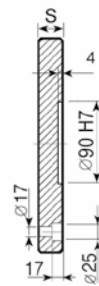


Esempio di ordinativo Order example Bestellbeispiel	articolo article Artikel	serie series Serie	spessore thickness Dicke	materiale material Material
	TE-G-I	396 x 446	22	1.1730

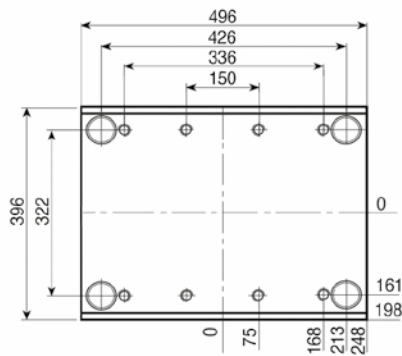
Altri materiali sono disponibili a richiesta (1.2085 - 1.2714 - alluminio...)
Other materials available on request (1.2085 - 1.2714 - aluminium...)
Andere Materialien auf Anfrage verfügbar (1.2085 - 1.2714 - Aluminium...)



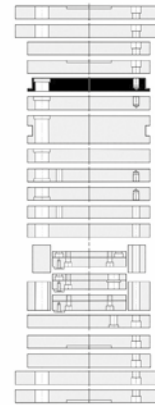
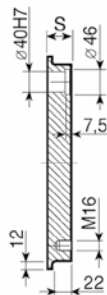
PS



1.1730
ROYALLOY
S
26

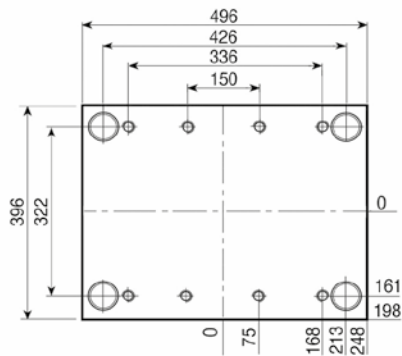


PSX

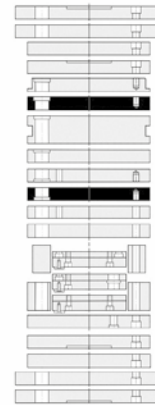
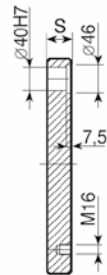


1.1730
ROYALLOY
S
46
56
66
76
96
106

TOOLOX 33
S
46
56
66
76
96
106



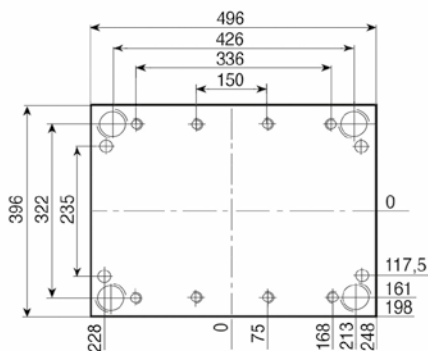
PI-2



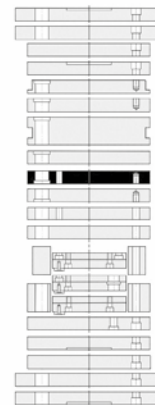
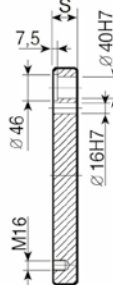
1.1730
ROYALLOY
S
46
56
66
76
96
106
116
146

TOOLOX 33
S
46
56
66
76
96
106
116

1.2738
S
146



PI



1.1730
ROYALLOY
S
46
56
66
76
96
106
116
146

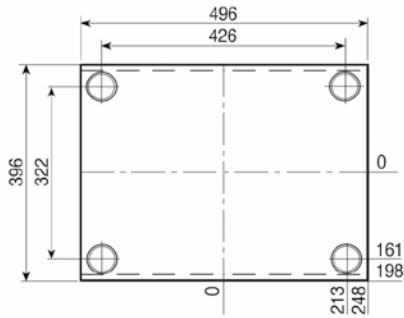
TOOLOX 33
S
46
56
66
76
96
106
116

1.2738
S
146

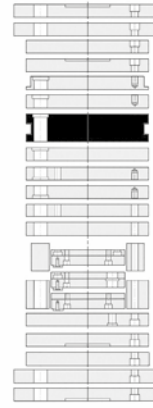
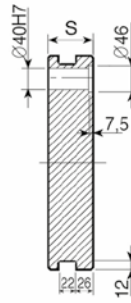
Esempio di ordinativo
Order example
Bestellbeispiel

articolo article Artikel PSX	serie series Serie 396 x 496	spessore thickness Dicke 46	materiale material Material 1.1730
---------------------------------------	---------------------------------------	--------------------------------------	---

Altri materiali sono disponibili a richiesta (1.2085 - 1.2714 - alluminio...)
Other materials available on request (1.2085 - 1.2714 - aluminium...)
Andere Materialien auf Anfrage verfügbar (1.2085 - 1.2714 - Aluminium...)



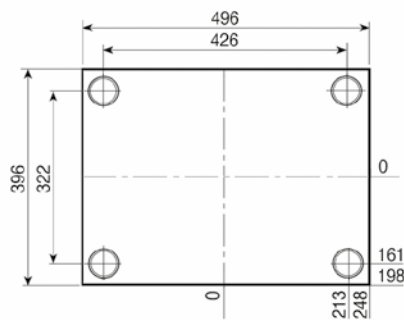
PSXE



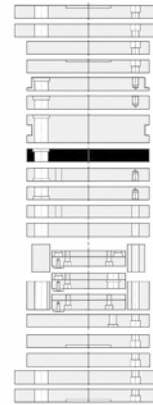
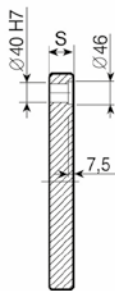
1.1730 ROYALLOY
S
56
66
76
96
106
116
146

TOOLOX 33
S
56
66
76
96
106
116

1.2738
S
146



PM

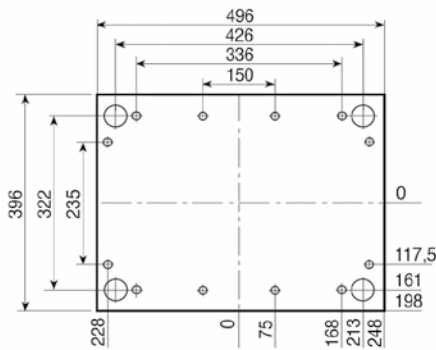


1.1730 ROYALLOY
S
36
46
56
66
76
96
106
116
146

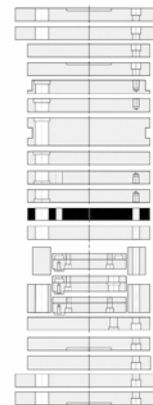
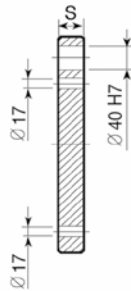
TOOLOX 33
S
36
46
56
66
76
96
106
116

1.2738
S
146

396

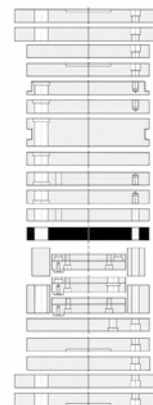
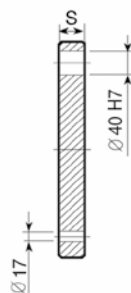
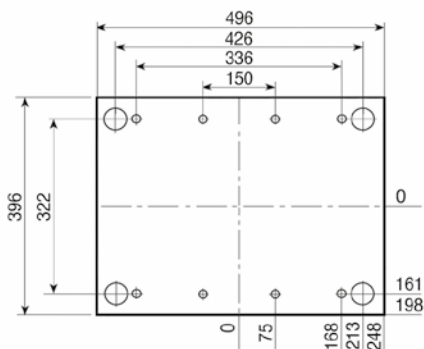


PX



1.1730 ROYALLOY
S
46

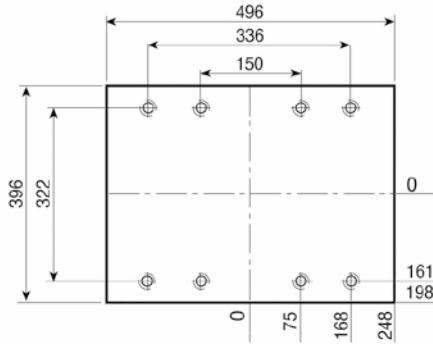
PX-Z



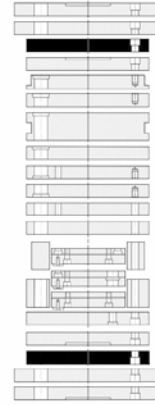
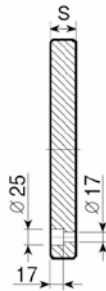
1.1730 ROYALLOY
S
46

Esempio di ordinativo Order example Bestellbeispiel	articolo article Artikel PSXE	serie series Serie 396 x 496	spessore thickness Dicke 76	materiale material Material 1.1730
--	--	---------------------------------------	--------------------------------------	---

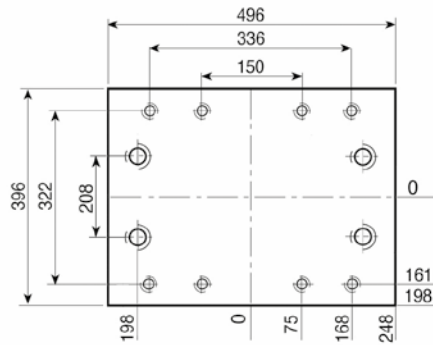
Altri materiali sono disponibili a richiesta (1.2085 - 1.2714 - alluminio...)
Other materials available on request (1.2085 - 1.2714 - aluminium...)
Andere Materialien auf Anfrage verfügbar (1.2085 - 1.2714 - Aluminium...)



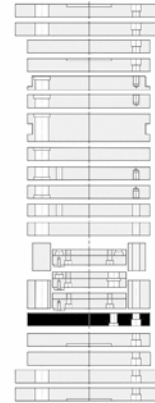
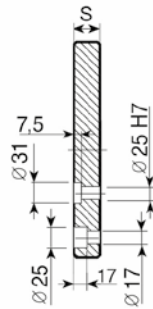
PF



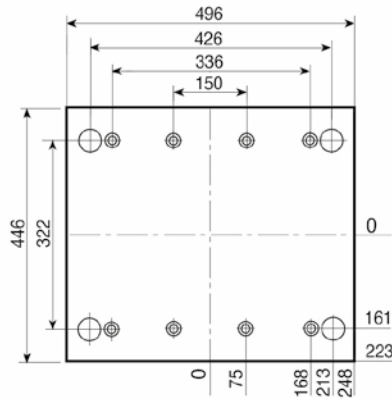
1.1730
ROYALLOY
S
26



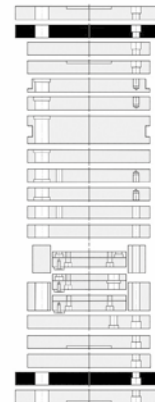
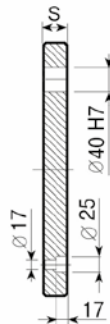
PF-G



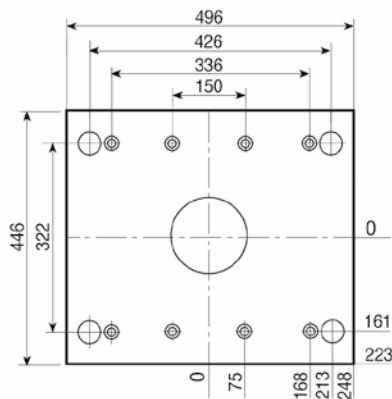
1.1730
ROYALLOY
S
26



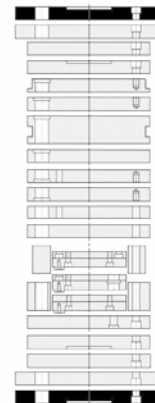
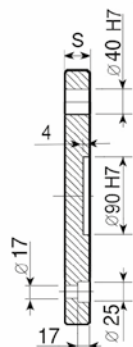
PD



1.1730
ROYALLOY
S
26



PD-C

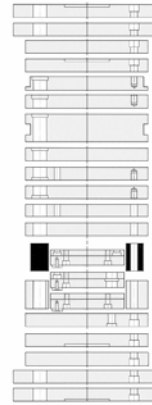
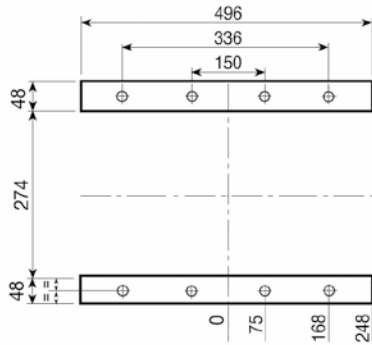


1.1730
ROYALLOY
S
26

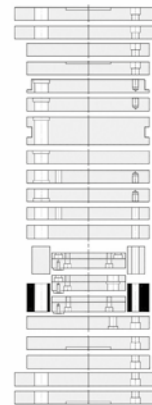
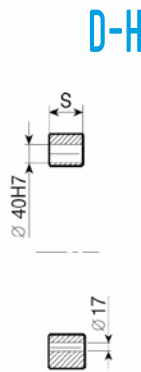
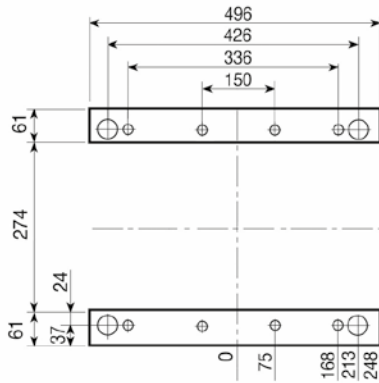
Esempio di ordinativo
Order example
Bestellbeispiel

articolo article Artikel	serie series Serie	spessore thickness Dicke	materiale material Material
PF-6	396x496	26	1.1730

Altri materiali sono disponibili a richiesta (1.2085 - 1.2714 - alluminio...)
Other materials available on request (1.2085 - 1.2714 - aluminium...)
Andere Materialien auf Anfrage verfügbar (1.2085 - 1.2714 - Aluminium...)

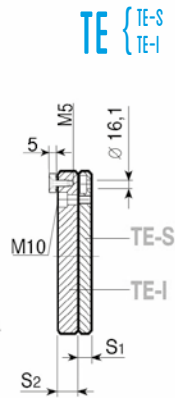
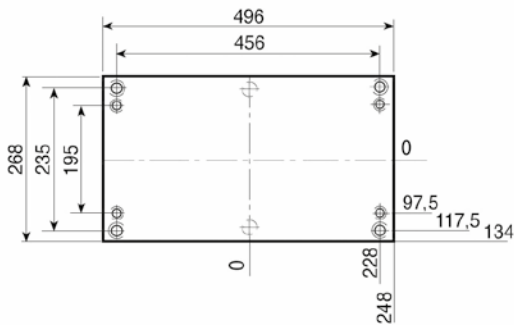


1.1730
ROYALLOY
S
77
97
117

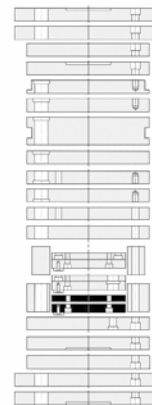
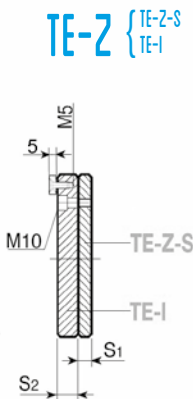
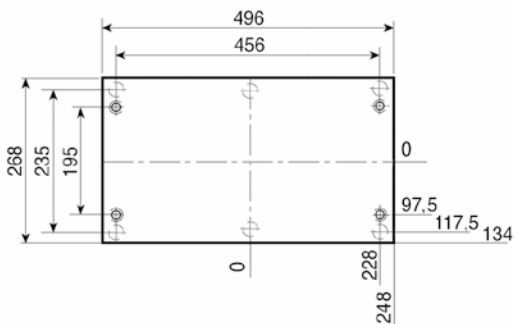


1.1730
ROYALLOY
S
77
97
117

396



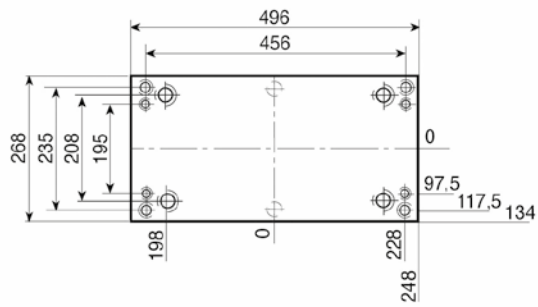
1.1730
ROYALLOY
S₁ - 16
S₂ - 22



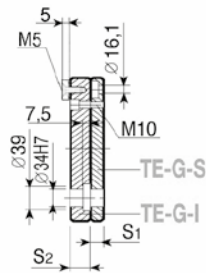
1.1730
ROYALLOY
S₁ - 16
S₂ - 22

Esempio di ordinativo Order example Bestellbeispiel	articolo article Artikel	serie series Serie	spessore thickness Dicke	materiale material Material
	D-H	396 x 496	97	1.1730

Altri materiali sono disponibili a richiesta (1.2085 - 1.2714 - alluminio...)
Other materials available on request (1.2085 - 1.2714 - aluminium...)
Andere Materialien auf Anfrage verfügbar (1.2085 - 1.2714 - Aluminium...)



TE-G {
TE-G-S
TE-G-I



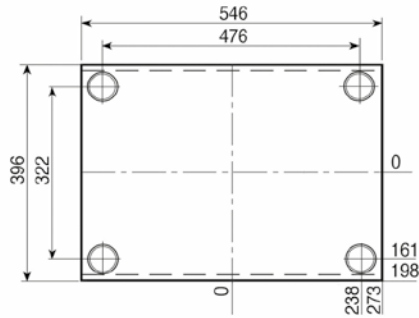
1.1730
ROYALLOY

S₁ - 16

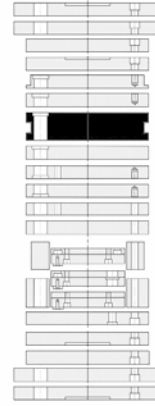
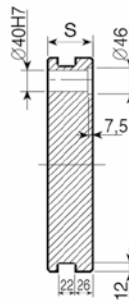
S₂ - 22

Esempio di ordinativo Order example Bestellbeispiel	articolo article Artikel	serie series Serie	spessore thickness Dicke	materiale material Material
	TE-G-I	396x496	22	1.1730

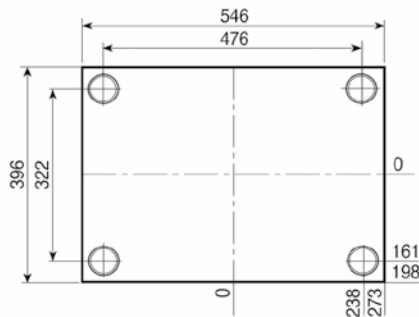
Altri materiali sono disponibili a richiesta (1.2085 - 1.2714 - alluminio...)
Other materials available on request (1.2085 - 1.2714 - aluminium...)
Andere Materialien auf Anfrage verfügbar (1.2085 - 1.2714 - Aluminium...)



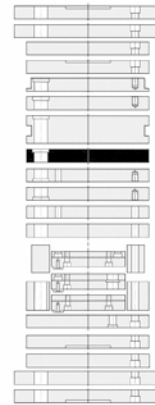
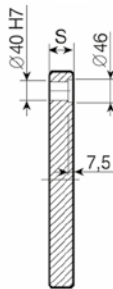
PSXE



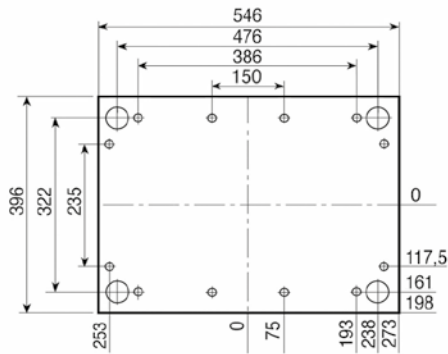
1.1730 ROYALLOY	TOOLOX 33	1.2738
S	S	S
56	56	146
66	66	
76	76	
96	96	
106	106	
116	116	
146		



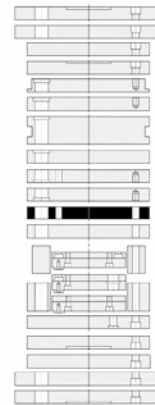
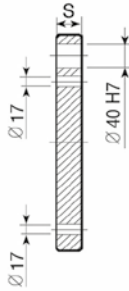
PM



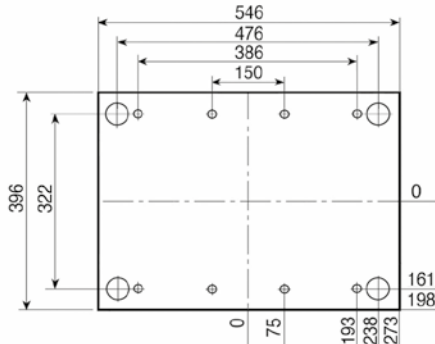
1.1730 ROYALLOY	TOOLOX 33	1.2738
S	S	S
36	36	146
46	46	
56	56	
66	66	
76	76	
96	96	
106	106	
116	116	
146		



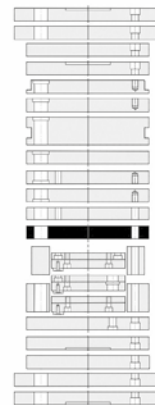
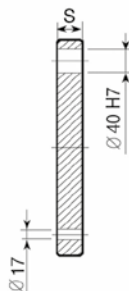
PX



1.1730 ROYALLOY
S
46



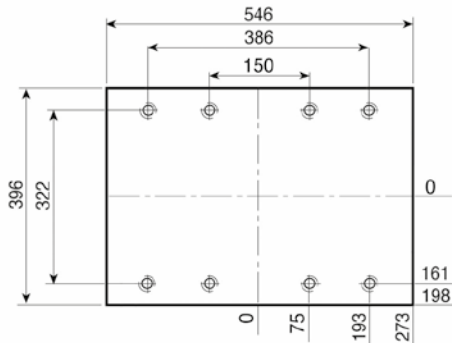
PX-Z



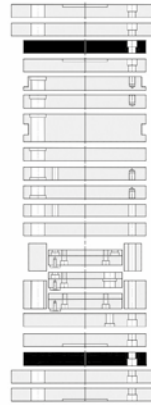

1.1730 ROYALLOY
S
46

Esempio di ordinativo	articolo	serie	spessore	materiale
Order example	article	series	thickness	material
Bestellbeispiel	Artikel	Serie	Dicke	Material
	PSXE	396x546	76	1.1730

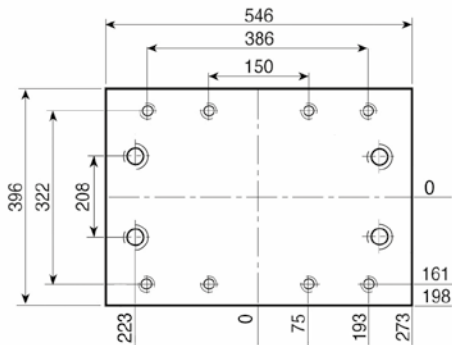
Altri materiali sono disponibili a richiesta (1.2085 - 1.2714 - alluminio...)
 Other materials available on request (1.2085 - 1.2714 - aluminium...)
 Andere Materialien auf Anfrage verfügbar (1.2085 - 1.2714 - Aluminium...)



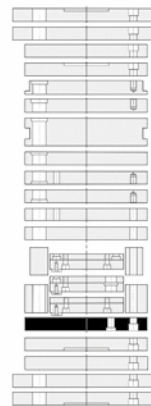
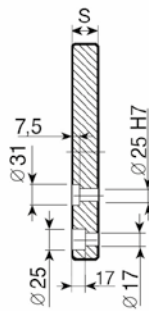
PF



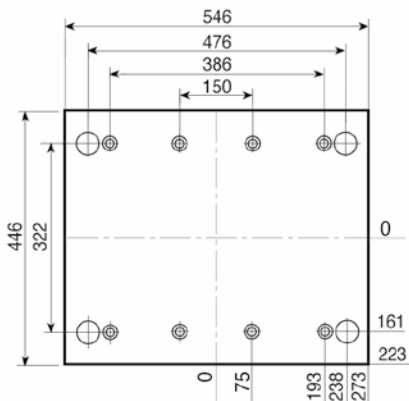
1.1730
ROYALLOY
S
26



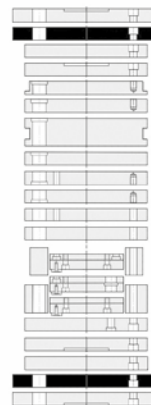
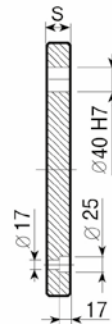
PF-G



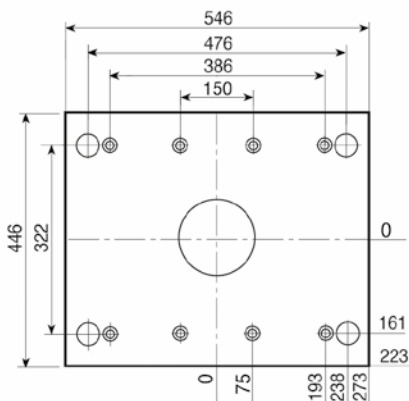
1.1730
ROYALLOY
S
26



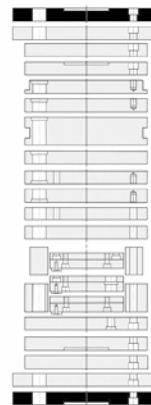
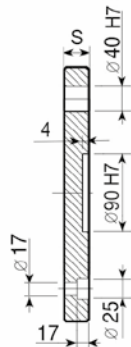
PD



1.1730
ROYALLOY
S
26



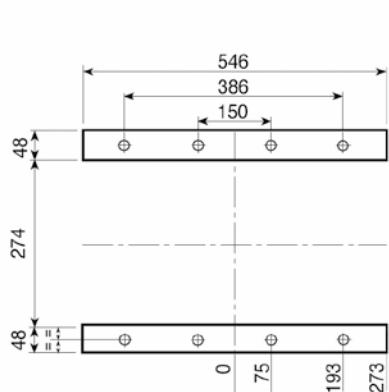
PD-C



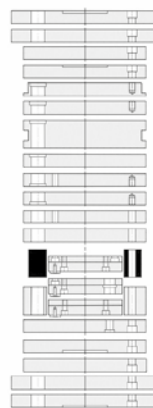
1.1730
ROYALLOY
S
26

Esempio di ordinativo Order example Bestellbeispiel	articolo article Artikel	serie series Serie	spessore thickness Dicke	materiale material Material
	PF-6	396 x 546	26	1.1730

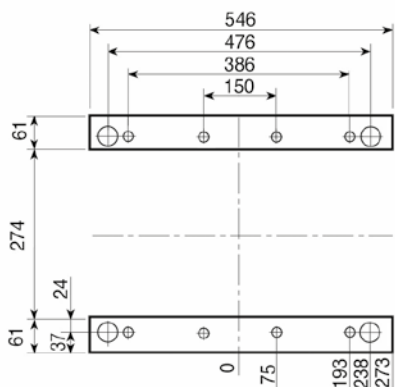
Altri materiali sono disponibili a richiesta (1.2085 - 1.2714 - alluminio...)
Other materials available on request (1.2085 - 1.2714 - aluminium...)
Andere Materialien auf Anfrage verfügbar (1.2085 - 1.2714 - Aluminium...)



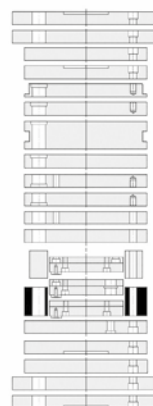
D



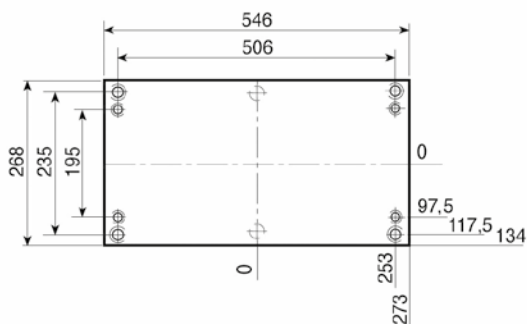
1.1730
ROYALLOY
S
77
97
117



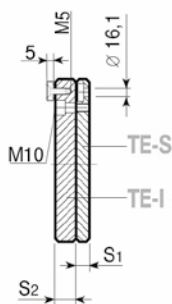
D-H



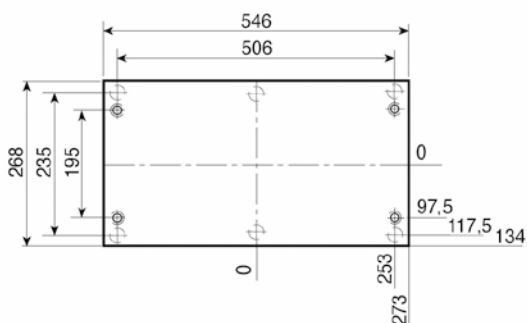
1.1730
ROYALLOY
S
77
97
117



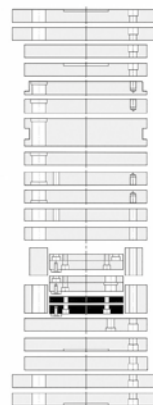
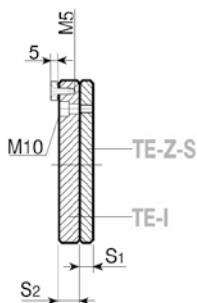
TE { TE-S
TE-I



1.1730
ROYALLOY
S₁ - 16
S₂ - 22



TE-Z { TE-Z-S
TE-I

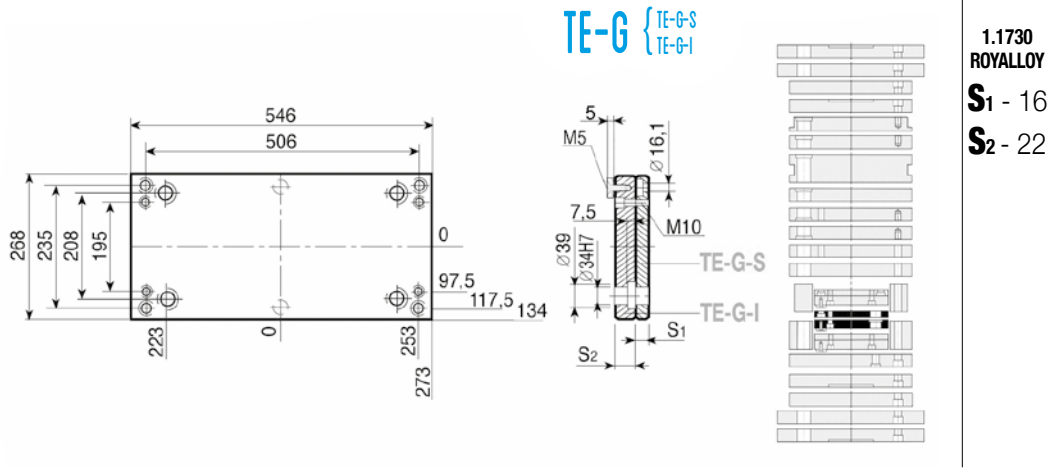


1.1730
ROYALLOY
S₁ - 16
S₂ - 22

Esempio di ordinativo
Order example
Bestellbeispiel

articolo article Artikel D-H	serie series Serie 396x546	spessore thickness Dicke 97	materiale material Material 1.1730
---------------------------------------	-------------------------------------	--------------------------------------	---

Altri materiali sono disponibili a richiesta (1.2085 - 1.2714 - alluminio...)
Other materials available on request (1.2085 - 1.2714 - aluminium...)
Andere Materialien auf Anfrage verfügbar (1.2085 - 1.2714 - Aluminium...)

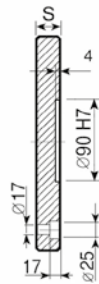
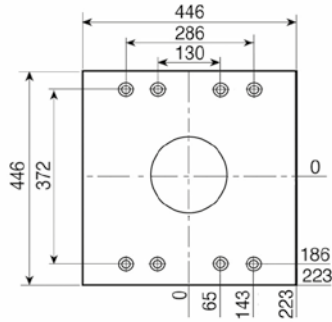


1.1730
ROYALLOY
S₁ - 16
S₂ - 22

Esempio di ordinativo Order example Bestellbeispiel	articolo article Artikel	serie series Serie	spessore thickness Dicke	materiale material Material
	TE-G-I	396 x 546	22	1.1730

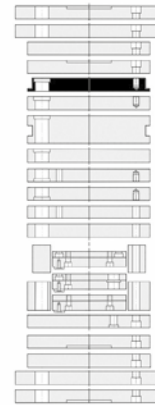
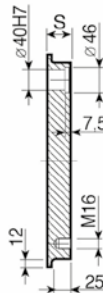
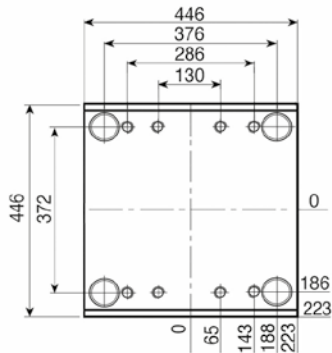
Altri materiali sono disponibili a richiesta (1.2085 - 1.2714 - alluminio...)
Other materials available on request (1.2085 - 1.2714 - aluminium...)
Andere Materialien auf Anfrage verfügbar (1.2085 - 1.2714 - Aluminium...)

PS



1.1730
ROYALLOY
S
26

PSX

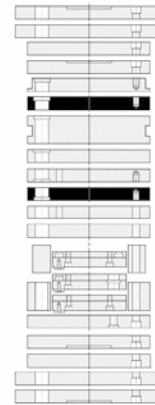
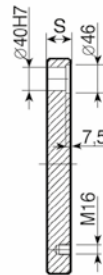
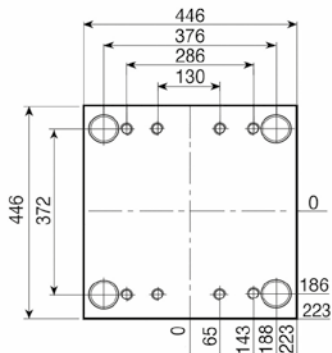


1.1730
ROYALLOY
S
46
56
66
76
96
106
116
146

TOOLOX 33
S
46
56
66
76
96
106
116

1.2738
S
146

PI-Z

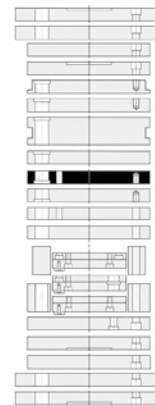
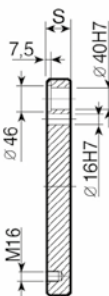
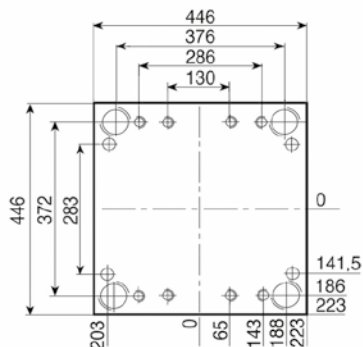


1.1730
ROYALLOY
S
46
56
66
76
96
106
116
146

TOOLOX 33
S
46
56
66
76
96
106
116

1.2738
S
146

PI



1.1730
ROYALLOY
S
46
56
66
76
96
106
116
146

TOOLOX 33
S
46
56
66
76
96
106
116

1.2738
S
146

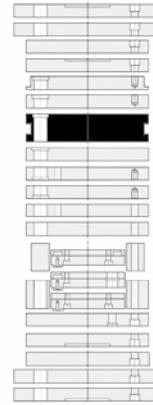
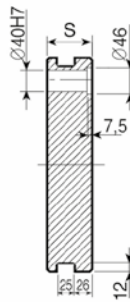
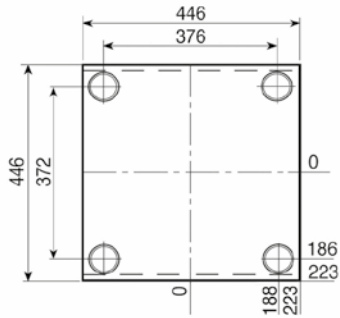
Esempio di ordinativo
Order example
Bestellbeispiel

articolo article Artikel PSX	serie series Serie 446x446	spessore thickness Dicke 46	materiale material Material 1.1730
---------------------------------------	-------------------------------------	--------------------------------------	---

Altri materiali sono disponibili a richiesta (1.2085 - 1.2714 - alluminio...)
Other materials available on request (1.2085 - 1.2714 - aluminium...)
Andere Materialien auf Anfrage verfügbar (1.2085 - 1.2714 - Aluminium...)



PSXE

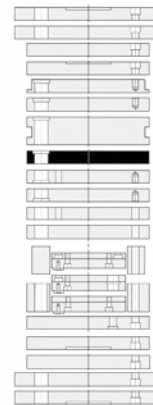
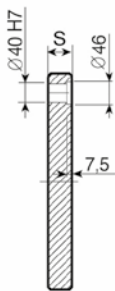
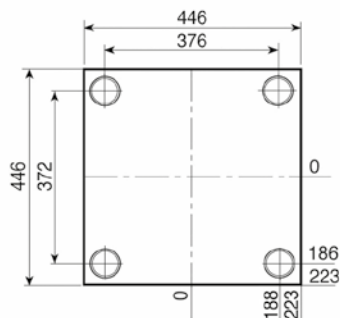


1.1730 ROYALLOY
S
56
66
76
96
106
116
146

TOOLOX 33
S
56
66
76
96
106
116

1.2738
S
146

PM



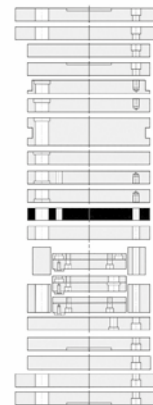
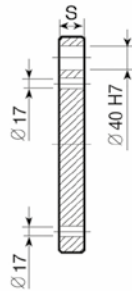
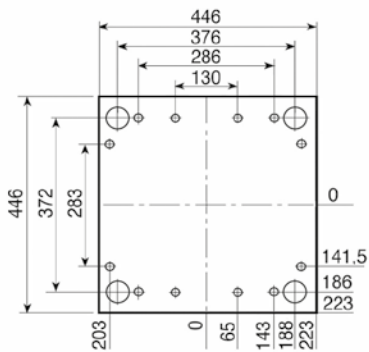
1.1730 ROYALLOY
S
36
46
56
66
76
96
106
116
146

TOOLOX 33
S
36
46
56
66
76
96
106
116

1.2738
S
146

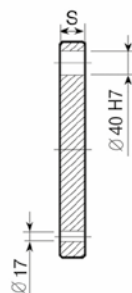
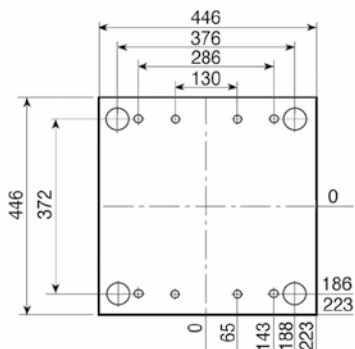
446

PX



1.1730 ROYALLOY
S
46

PX-Z

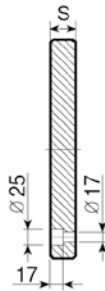
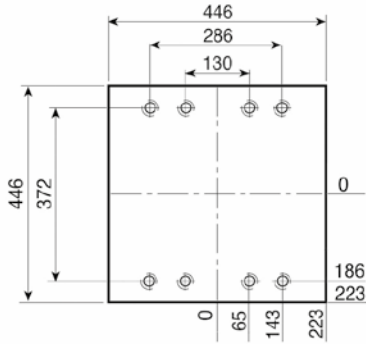


1.1730 ROYALLOY
S
46

Esempio di ordinativo Order example Bestellbeispiel	articolo article Artikel PSXE	serie series Serie 446x446	spessore thickness Dicke 76	materiale material Material 1.1730
--	--	-------------------------------------	--------------------------------------	---

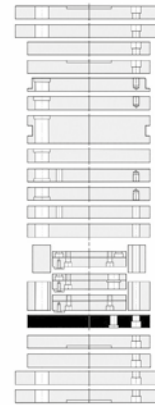
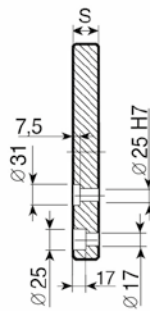
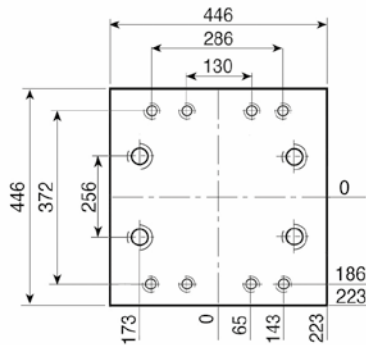
Altri materiali sono disponibili a richiesta (1.2085 - 1.2714 - alluminio...)
Other materials available on request (1.2085 - 1.2714 - aluminium...)
Andere Materialien auf Anfrage verfügbar (1.2085 - 1.2714 - Aluminium...)

PF



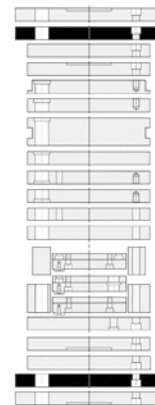
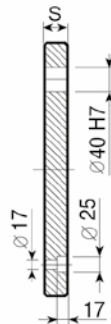
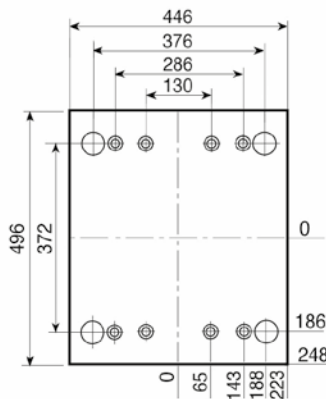
1.1730
ROYALLOY
S
26

PF-G



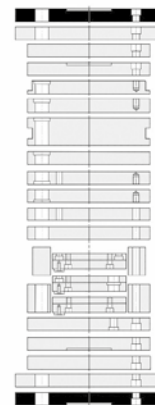
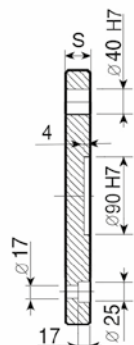
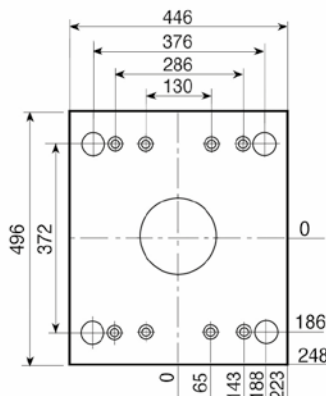
1.1730
ROYALLOY
S
26

PD



1.1730
ROYALLOY
S
26

PD-C

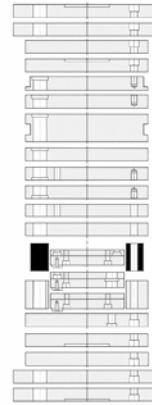
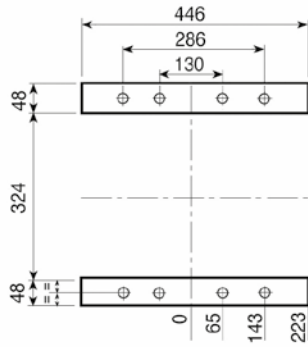


1.1730
ROYALLOY
S
26

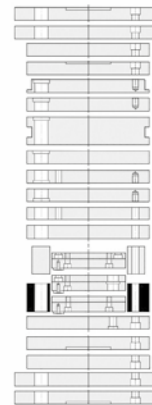
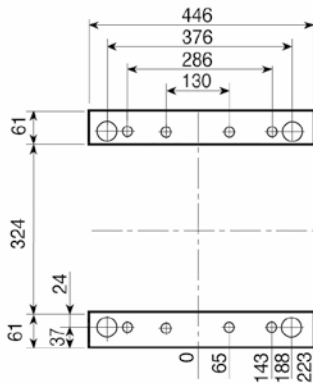
Esempio di ordinativo
Order example
Bestellbeispiel

articolo article Artikel	serie series Serie	spessore thickness Dicke	materiale material Material
PF-6	446x446	26	1.1730

Altri materiali sono disponibili a richiesta (1.2085 - 1.2714 - alluminio...)
Other materials available on request (1.2085 - 1.2714 - aluminium...)
Andere Materialien auf Anfrage verfügbar (1.2085 - 1.2714 - Aluminium...)

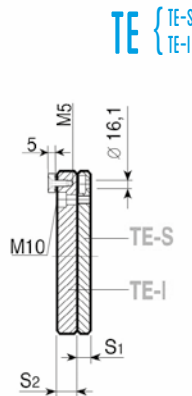
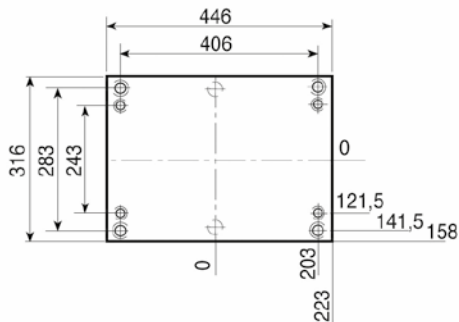


1.1730
ROYALLOY
S
97
117
147

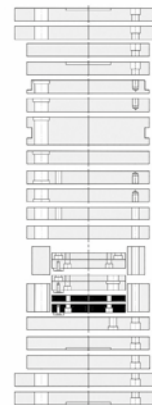
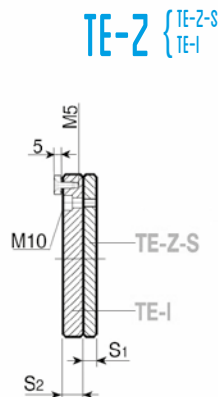
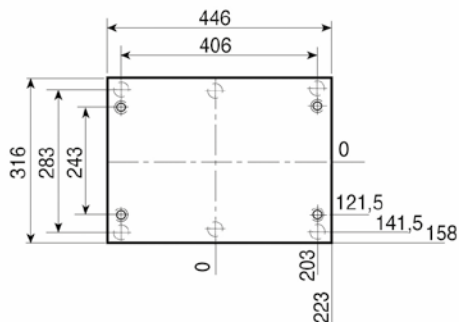


1.1730
ROYALLOY
S
97
117
147

446



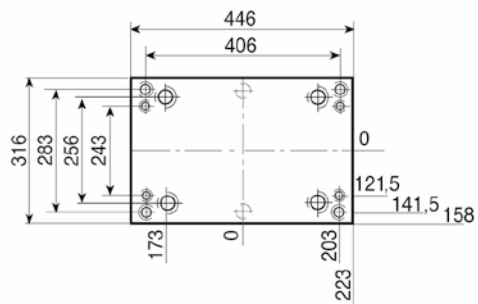
1.1730
ROYALLOY
S₁ - 22
S₂ - 27



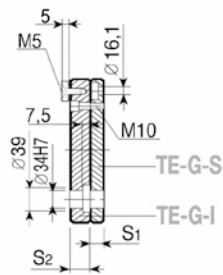
1.1730
ROYALLOY
S₁ - 22
S₂ - 27

Esempio di ordinativo Order example Bestellbeispiel	articolo article Artikel D-H	serie series Serie 446x446	spessore thickness Dicke 97	materiale material Material 1.1730
--	---------------------------------------	-------------------------------------	--------------------------------------	---

Altri materiali sono disponibili a richiesta (1.2085 - 1.2714 - alluminio...)
Other materials available on request (1.2085 - 1.2714 - aluminium...)
Andere Materialien auf Anfrage verfügbar (1.2085 - 1.2714 - Aluminium...)



TE-G {
TE-G-S
TE-G-I



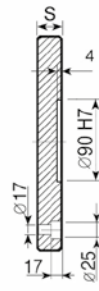
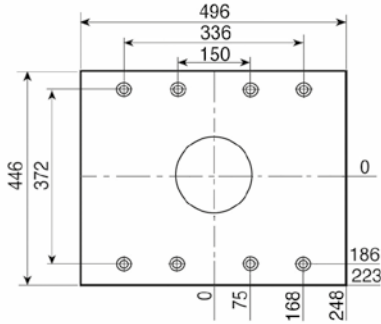
1.1730
ROYALLOY
S₁ - 22
S₂ - 27

Esempio di ordinativo Order example Bestellbeispiel	articolo article Artikel	serie series Serie	spessore thickness Dicke	materiale material Material
	TE-6-I	446x446	27	1.1730

Altri materiali sono disponibili a richiesta (1.2085 - 1.2714 - alluminio...)
Other materials available on request (1.2085 - 1.2714 - aluminium...)
Andere Materialien auf Anfrage verfügbar (1.2085 - 1.2714 - Aluminium...)

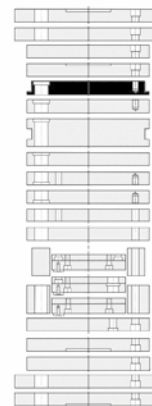
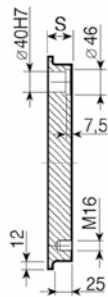
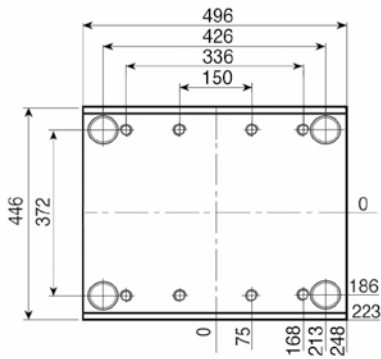


PS



1.1730
ROYALLOY
S
26

PSX



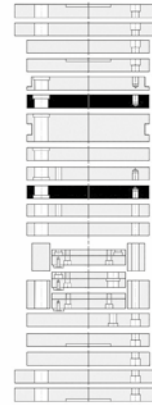
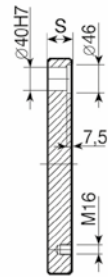
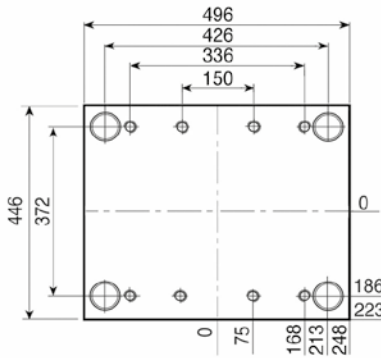
1.1730
ROYALLOY
S
46
56
66
76
96
106
116
146

TOOLOX 33
S
46
56
66
76
96
106
116

1.2738
S
146

446

PI-Z

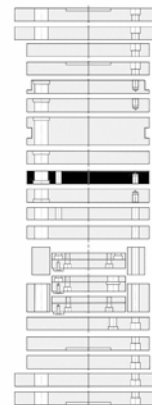
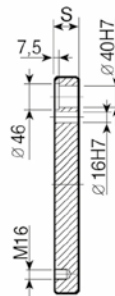
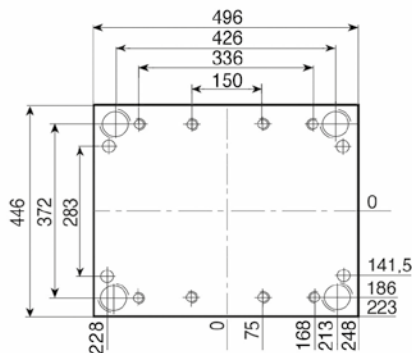


1.1730
ROYALLOY
S
46
56
66
76
96
106
116
146

TOOLOX 33
S
46
56
66
76
96
106
116

1.2738
S
146

PI



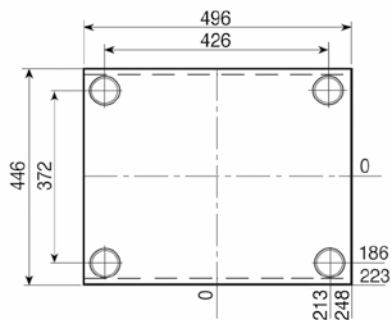
1.1730
ROYALLOY
S
46
56
66
76
96
106
116
146

TOOLOX 33
S
46
56
66
76
96
106
116

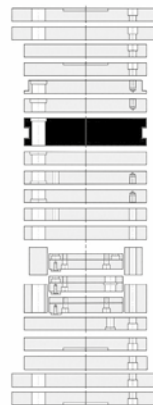
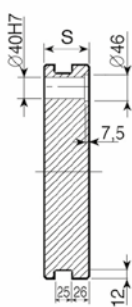
1.2738
S
146

Esempio di ordinativo Order example Bestellbeispiel	articolo article Artikel PSX	serie series Serie 446 x 496	spessore thickness Dicke 46	materiale material Material 1.1730
--	---------------------------------------	---------------------------------------	--------------------------------------	---

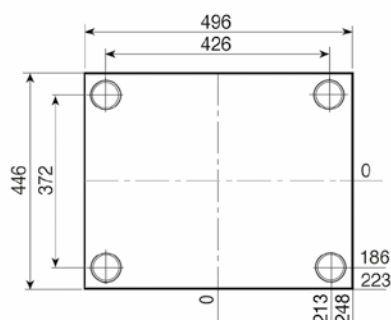
Altri materiali sono disponibili a richiesta (1.2085 - 1.2714 - alluminio...)
Other materials available on request (1.2085 - 1.2714 - aluminium...)
Andere Materialien auf Anfrage verfügbar (1.2085 - 1.2714 - Aluminium...)



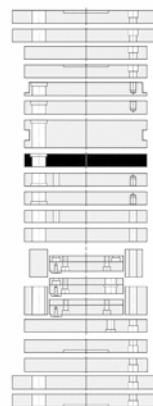
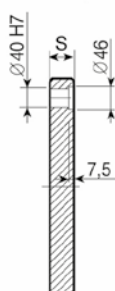
PSXE



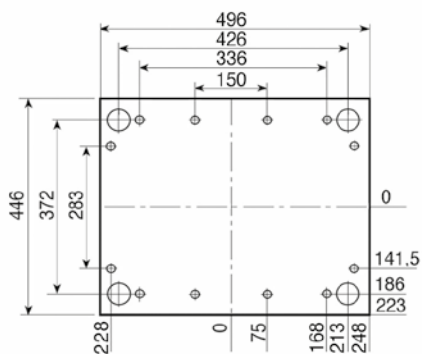
1.1730 ROYALLOY	TOOLOX 33	1.2738
S	S	S
56	56	146
66	66	
76	76	
96	96	
106	106	
116	116	
146		



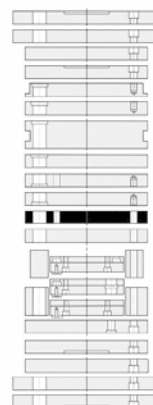
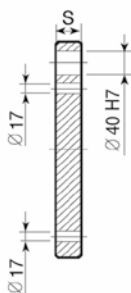
PM



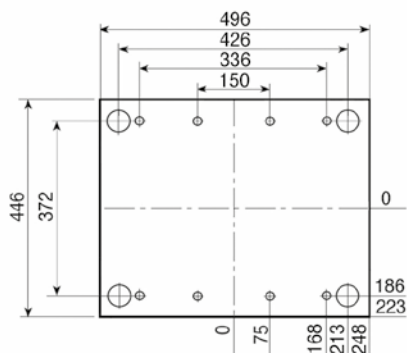
1.1730 ROYALLOY	TOOLOX 33	1.2738
S	S	S
36	36	146
46	46	
56	56	
66	66	
76	76	
96	96	
106	106	
116	116	
146		



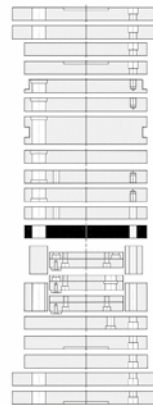
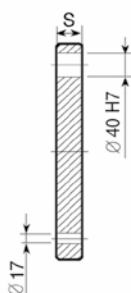
PX



1.1730 ROYALLOY
S
46



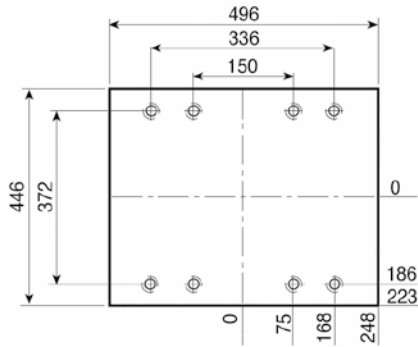
PX-Z



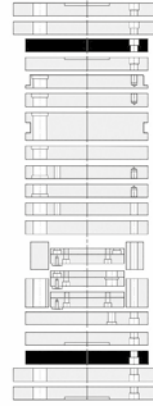
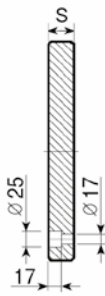
1.1730 ROYALLOY
S
46

Esempio di ordinativo Order example Bestellbeispiel	articolo article Artikel	serie series Serie	spessore thickness Dicke	materiale material Material
	PSXE	446x496	76	1.1730

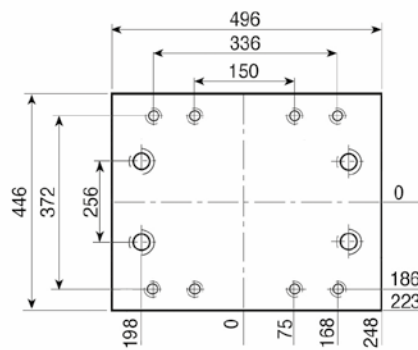
Altri materiali sono disponibili a richiesta (1.2085 - 1.2714 - alluminio...)
Other materials available on request (1.2085 - 1.2714 - aluminium...)
Andere Materialien auf Anfrage verfügbar (1.2085 - 1.2714 - Aluminium...)



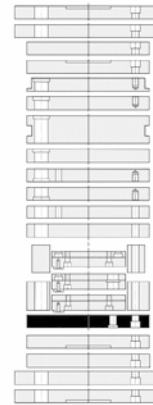
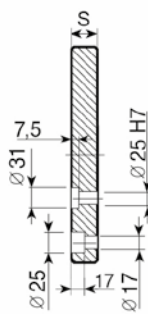
PF



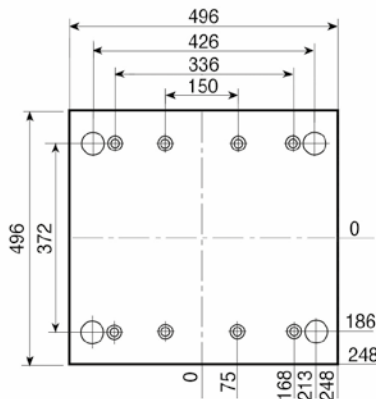
1.1730
ROYALLOY
S
26



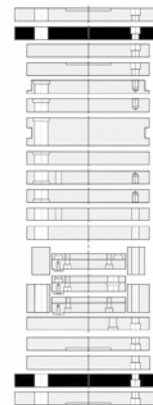
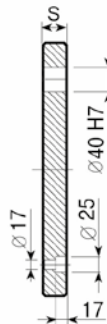
PF-G



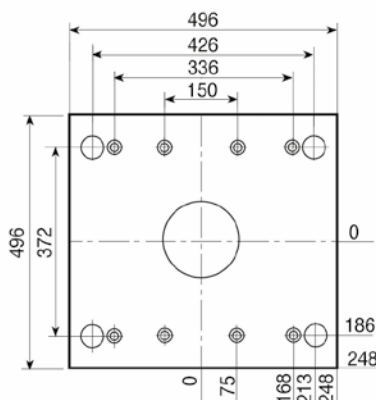
1.1730
ROYALLOY
S
26



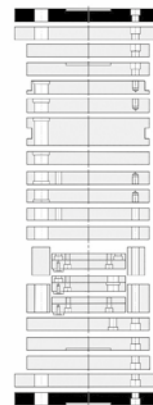
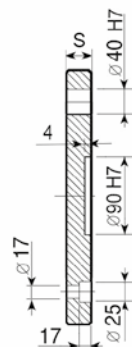
PD



1.1730
ROYALLOY
S
26



PD-C




1.1730
ROYALLOY
S
26

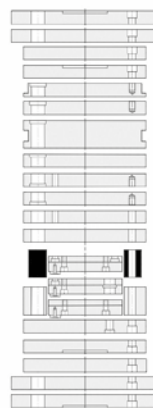
446

Esempio di ordinativo Order example Bestellbeispiel	articolo article Artikel	serie series Serie	spessore thickness Dicke	materiale material Material
	PF-6	446x496	26	1.1730

Altri materiali sono disponibili a richiesta (1.2085 - 1.2714 - alluminio...)
Other materials available on request (1.2085 - 1.2714 - aluminium...)
Andere Materialien auf Anfrage verfügbar (1.2085 - 1.2714 - Aluminium...)



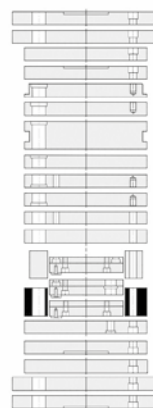
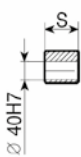
D



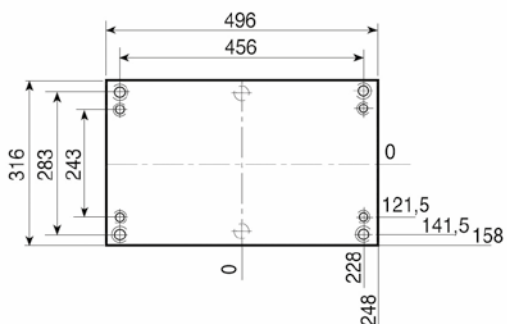
1.1730
ROYALLOY
S
97
117
147



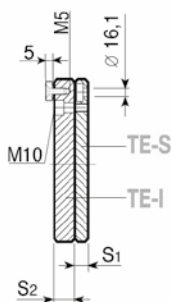
D-H



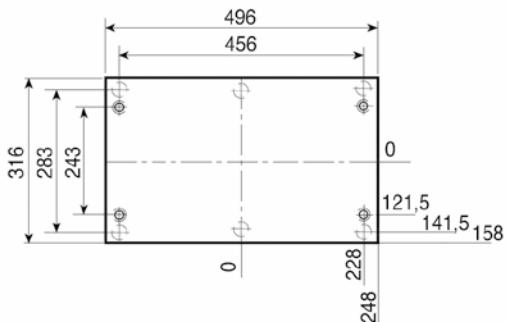
1.1730
ROYALLOY
S
97
117
147



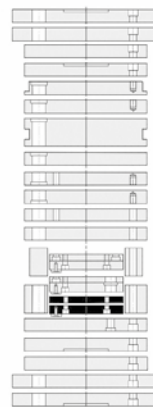
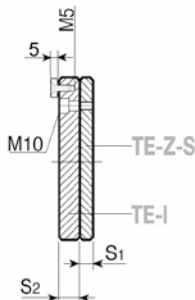
TE { TE-S
TE-I



1.1730
ROYALLOY
S₁ - 22
S₂ - 27



TE-Z { TE-Z-S
TE-I

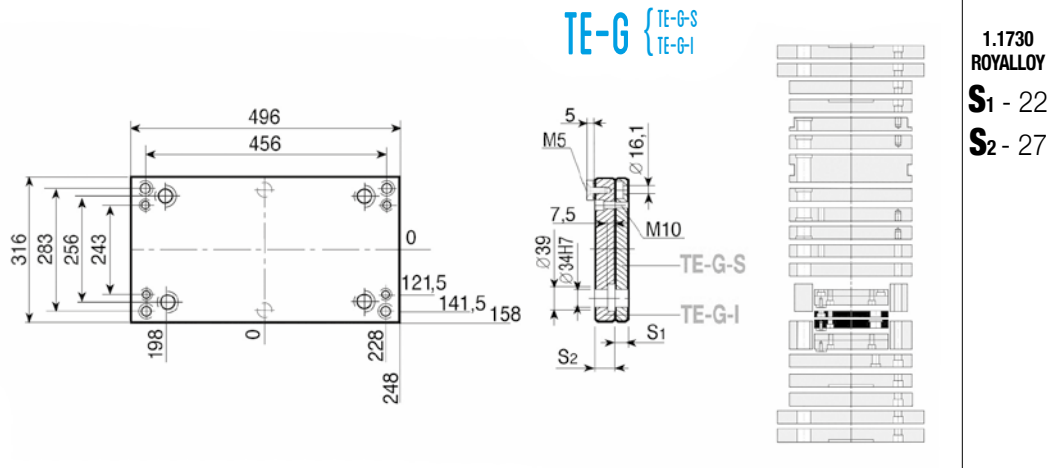


1.1730
ROYALLOY
S₁ - 22
S₂ - 27

Esempio di ordinativo
Order example
Bestellbeispiel

articolo article Artikel	serie series Serie	spessore thickness Dicke	materiale material Material
D-H	446x496	97	1.1730

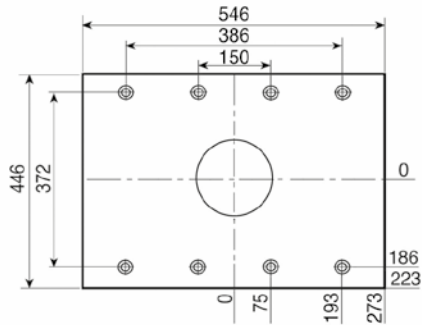
Altri materiali sono disponibili a richiesta (1.2085 - 1.2714 - alluminio...)
Other materials available on request (1.2085 - 1.2714 - aluminium...)
Andere Materialien auf Anfrage verfügbar (1.2085 - 1.2714 - Aluminium...)



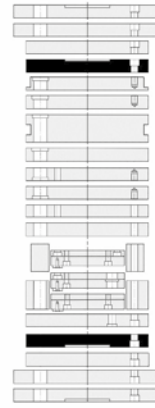
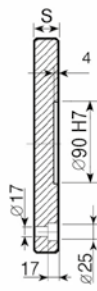
446

Esempio di ordinativo Order example Bestellbeispiel	articolo article Artikel	serie series Serie	spessore thickness Dicke	materiale material Material
	TE-G-I	446 x 496	27	1.1730

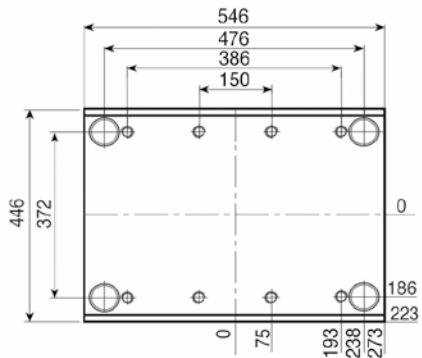
Altri materiali sono disponibili a richiesta (1.2085 - 1.2714 - alluminio...)
Other materials available on request (1.2085 - 1.2714 - aluminium...)
Andere Materialien auf Anfrage verfügbar (1.2085 - 1.2714 - Aluminium...)



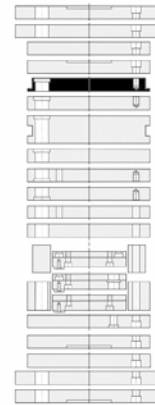
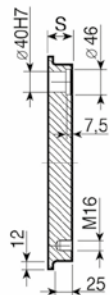
PS



1.1730
ROYALLOY
S
26



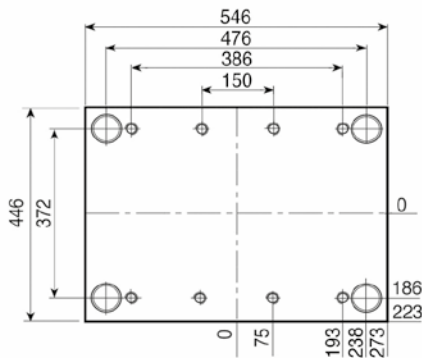
PSX



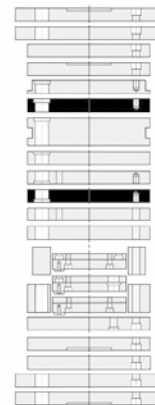
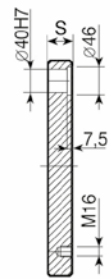
1.1730
ROYALLOY
S
46
56
66
76
96
106
116
146

TOOLOX 33
S
46
56
66
76
96
106
116

1.2738
S
146



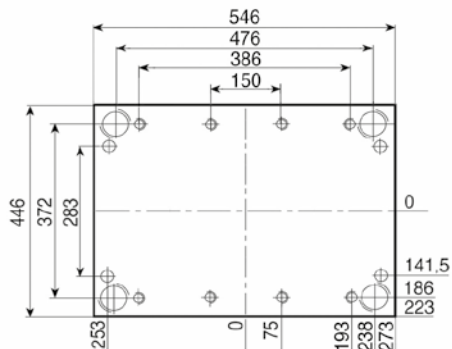
PI-2



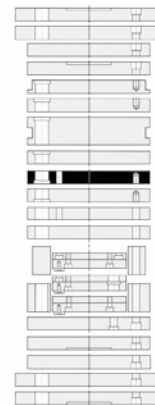
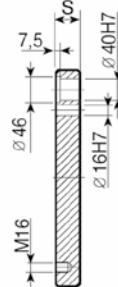
1.1730
ROYALLOY
S
46
56
66
76
96
106
116
146

TOOLOX 33
S
46
56
66
76
96
106
116

1.2738
S
146



PI



1.1730
ROYALLOY
S
46
56
66
76
96
106
116
146

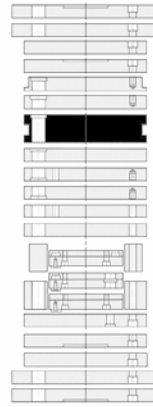
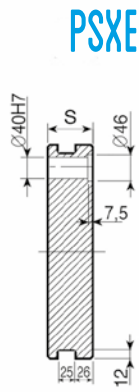
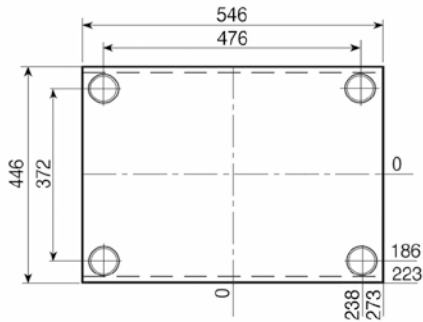
TOOLOX 33
S
46
56
66
76
96
106
116

1.2738
S
146

Esempio di ordinativo
Order example
Bestellbeispiel

articolo article Artikel PSX	serie series Serie 446x546	spessore thickness Dicke 46	materiale material Material 1.1730
---------------------------------------	-------------------------------------	--------------------------------------	---

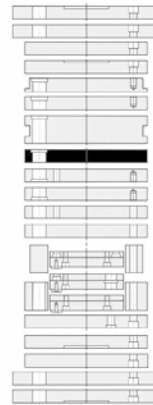
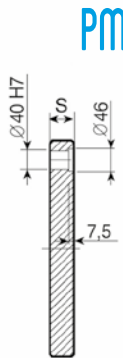
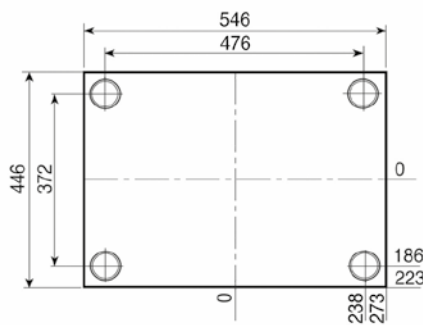
Altri materiali sono disponibili a richiesta (1.2085 - 1.2714 - alluminio...)
Other materials available on request (1.2085 - 1.2714 - aluminium...)
Andere Materialien auf Anfrage verfügbar (1.2085 - 1.2714 - Aluminium...)



1.1730 ROYALLOY
S
56
66
76
96
106
116
146

TOOLOX 33
S
56
66
76
96
406
116

1.2738
S
146

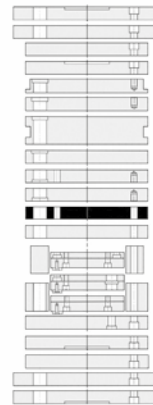
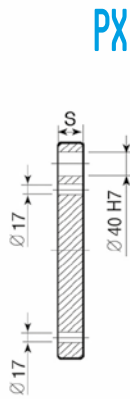
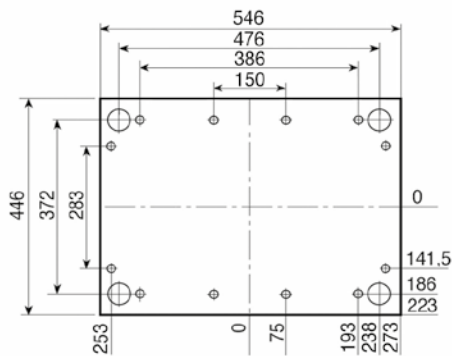


1.1730 ROYALLOY
S
36
46
56
66
76
96
106
116
146

TOOLOX 33
S
56
66
76
96
406
116

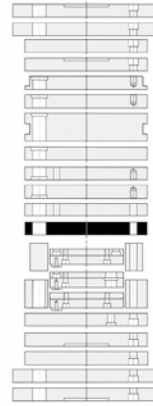
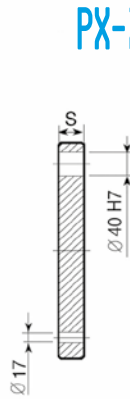
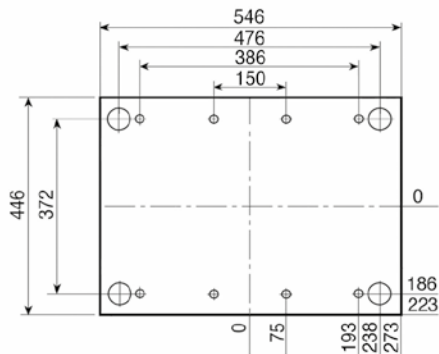
1.2738
S
146

446



1.1730 ROYALLOY
S
46

PX

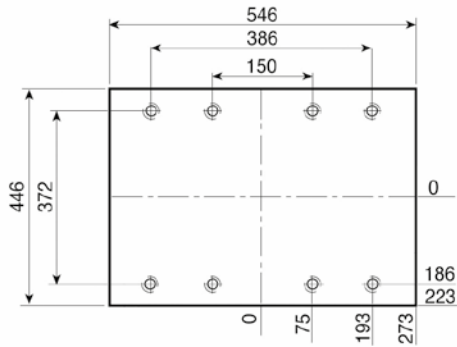


1.1730 ROYALLOY
S
46

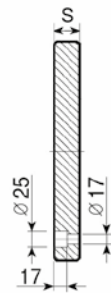
PX-Z

Esempio di ordinativo Order example Bestellbeispiel	articolo article Artikel PSXE	serie series Serie 446x546	spessore thickness Dicke 76	materiale material Material 1.1730
--	--	-------------------------------------	--------------------------------------	---

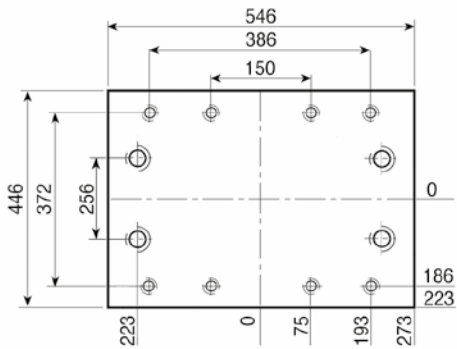
Altri materiali sono disponibili a richiesta (1.2085 - 1.2714 - alluminio...)
Other materials available on request (1.2085 - 1.2714 - aluminium...)
Andere Materialien auf Anfrage verfügbar (1.2085 - 1.2714 - Aluminium...)



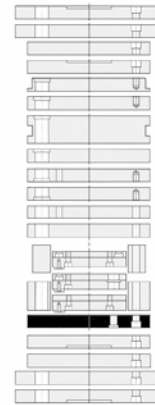
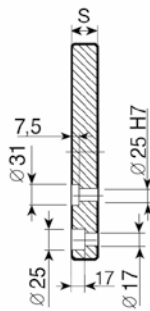
PF



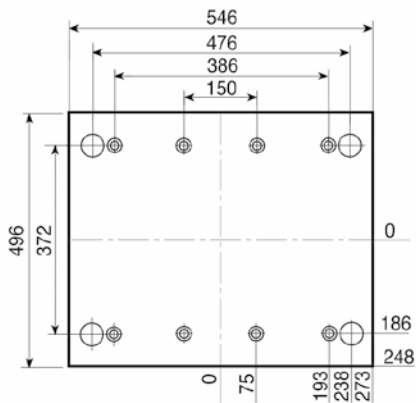
1.1730
ROYALLOY
S
26



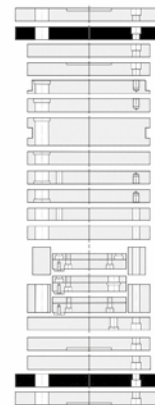
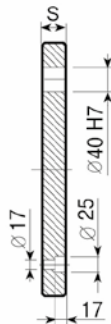
PF-G



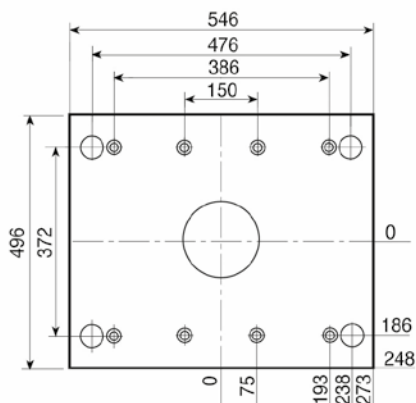
1.1730
ROYALLOY
S
26



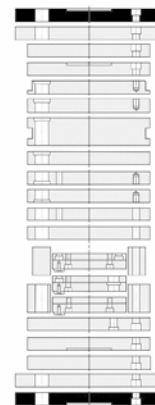
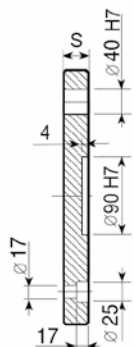
PD



1.1730
ROYALLOY
S
26



PD-C

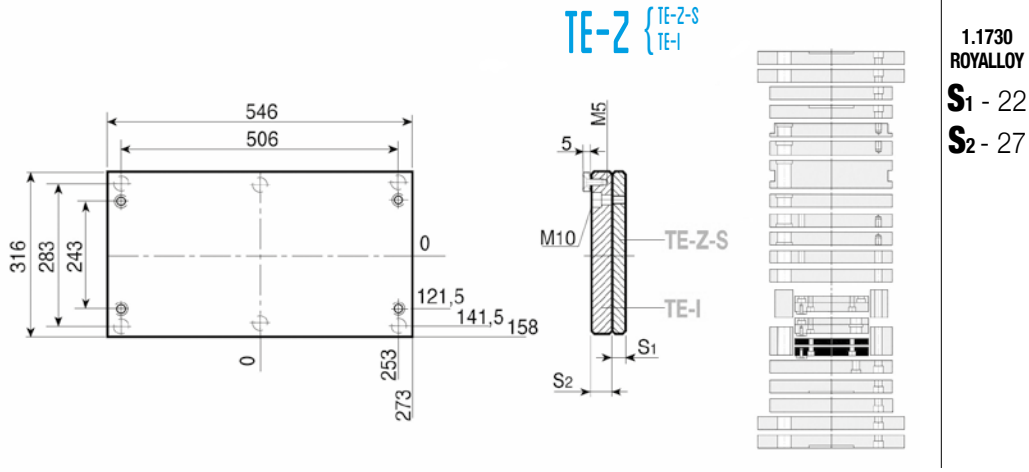
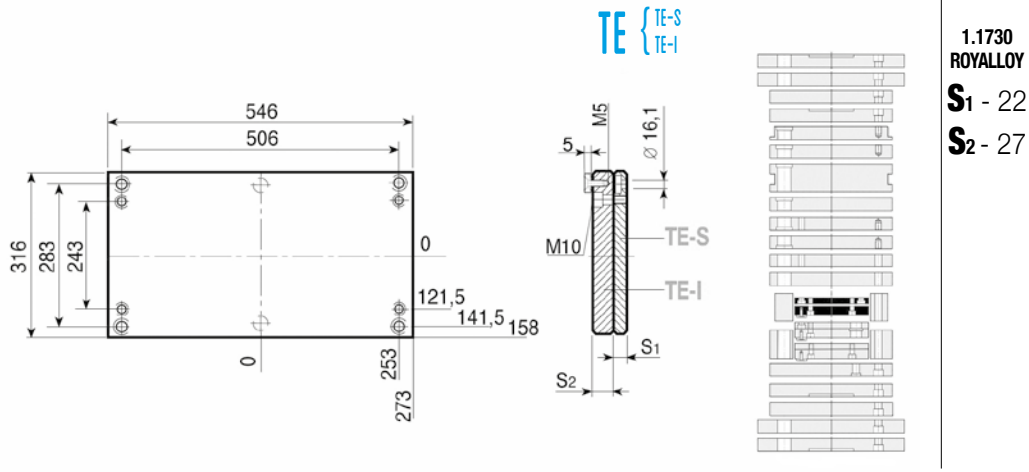
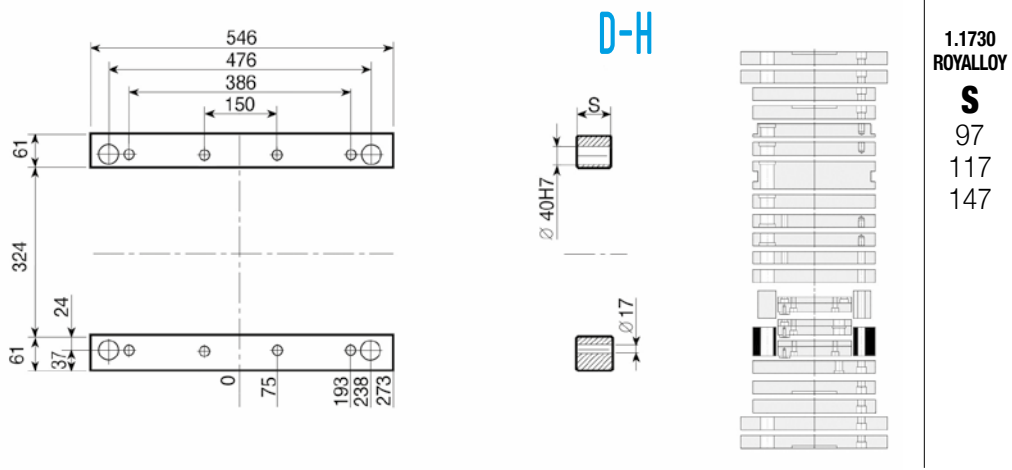
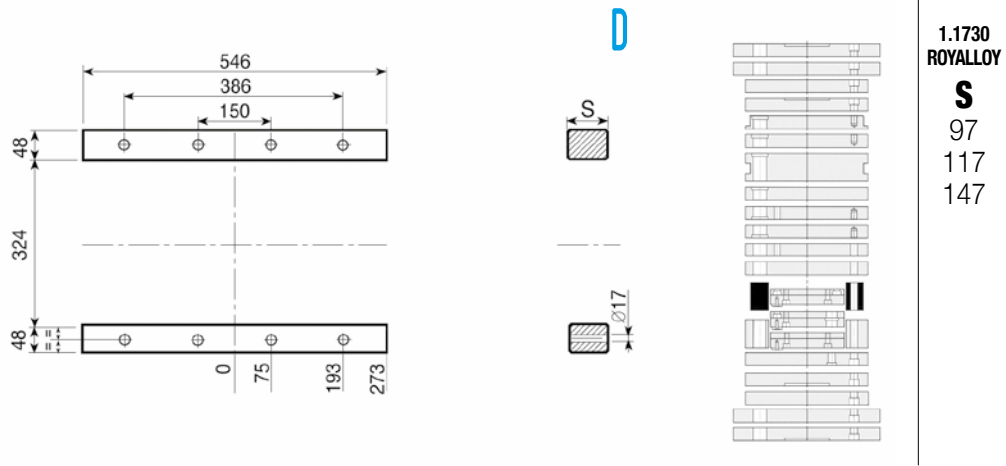


1.1730
ROYALLOY
S
26

Esempio di ordinativo
Order example
Bestellbeispiel

articolo article Artikel	serie series Serie	spessore thickness Dicke	materiale material Material
PF-6	446x546	26	1.1730

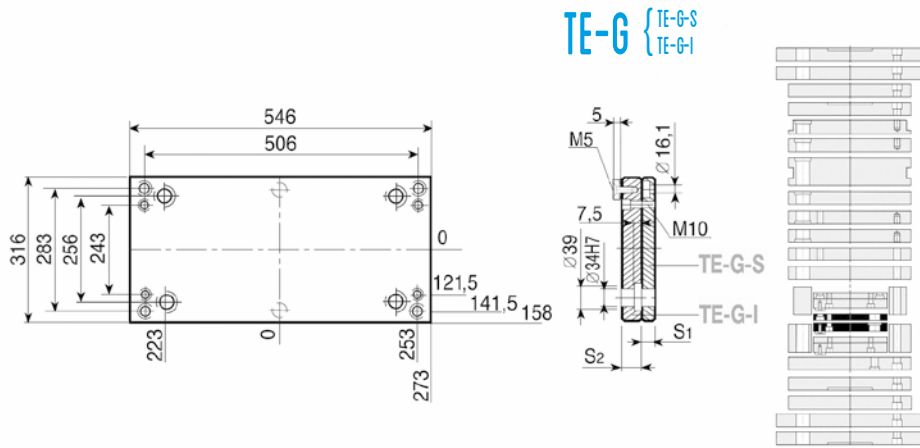
Altri materiali sono disponibili a richiesta (1.2085 - 1.2714 - alluminio...)
Other materials available on request (1.2085 - 1.2714 - aluminium...)
Andere Materialien auf Anfrage verfügbar (1.2085 - 1.2714 - Aluminium...)



446

Esempio di ordinativo Order example Bestellbeispiel	articolo article Artikel	serie series Serie	spessore thickness Dicke	materiale material Material
	D-H	446x546	97	1.1730

Altri materiali sono disponibili a richiesta (1.2085 - 1.2714 - alluminio...)
Other materials available on request (1.2085 - 1.2714 - aluminium...)
Andere Materialien auf Anfrage verfügbar (1.2085 - 1.2714 - Aluminium...)



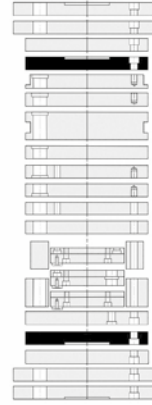
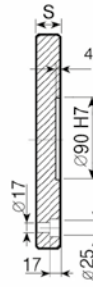
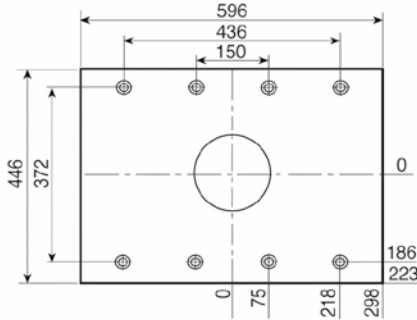
1.1730
ROYALLOY
S₁ - 22
S₂ - 27

Esempio di ordinativo Order example Bestellbeispiel	articolo article Artikel	serie series Serie	spessore thickness Dicke	materiale material Material
	TE-G-I	446x546	27	1.1730

Altri materiali sono disponibili a richiesta (1.2085 - 1.2714 - alluminio...)
Other materials available on request (1.2085 - 1.2714 - aluminium...)
Andere Materialien auf Anfrage verfügbar (1.2085 - 1.2714 - Aluminium...)

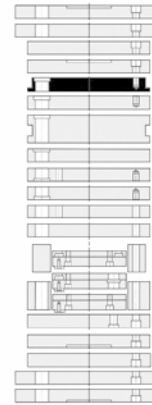
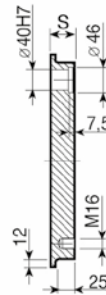
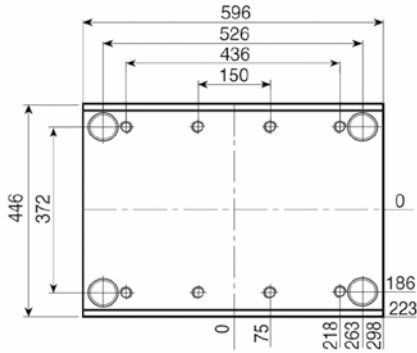


PS



1.1730
ROYALLOY
S
26

PSX



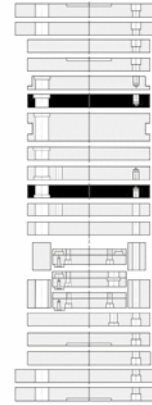
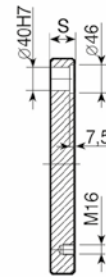
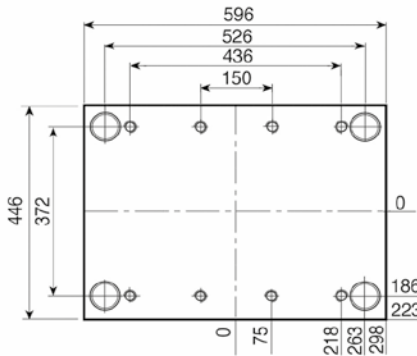
1.1730
ROYALLOY
S
46
56
66
76
96
106
116
146

TOOLOX 33
S
46
56
66
76
96
106
116

1.2738
S
146

446

PI-Z

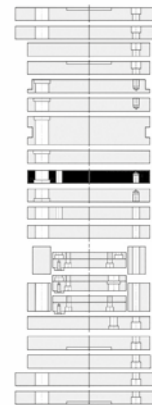
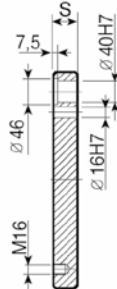
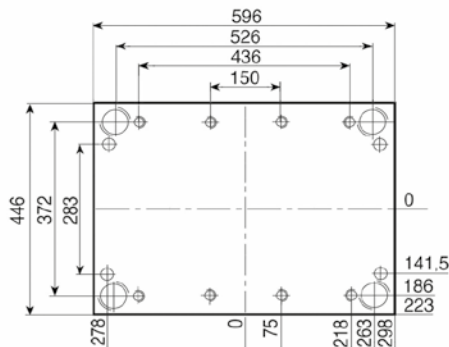


1.1730
ROYALLOY
S
46
56
66
76
96
106
116
146

TOOLOX 33
S
46
56
66
76
96
106
116

1.2738
S
146

PI



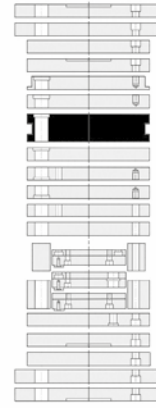
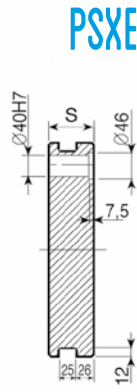
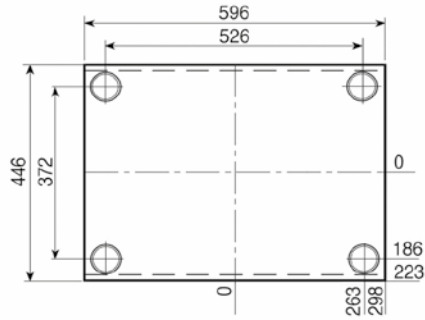
1.1730
ROYALLOY
S
46
56
66
76
96
106
116
146

TOOLOX 33
S
46
56
66
76
96
106
116

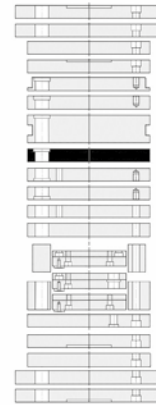
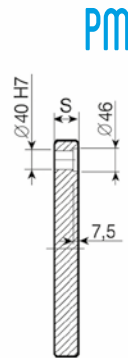
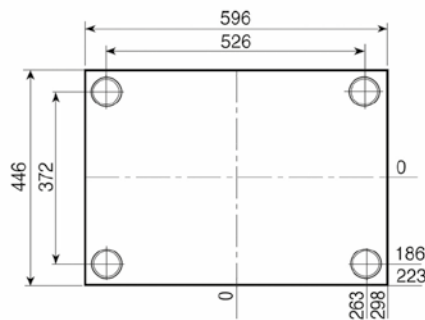
1.2738
S
146

Esempio di ordinativo <i>Order example</i> <i>Bestellbeispiel</i>	articolo article Artikel PSX	serie series Serie 446 x 596	spessore thickness Dicke 46	materiale material Material 1.1730
--	---------------------------------------	---------------------------------------	--------------------------------------	---

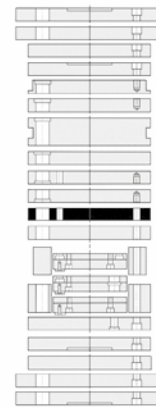
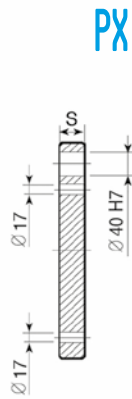
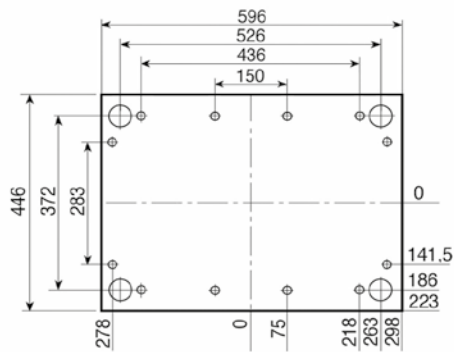
Altri materiali sono disponibili a richiesta (1.2085 - 1.2714 - alluminio...)
Other materials available on request (1.2085 - 1.2714 - aluminium...)
Andere Materialien auf Anfrage verfügbar (1.2085 - 1.2714 - Aluminium...)



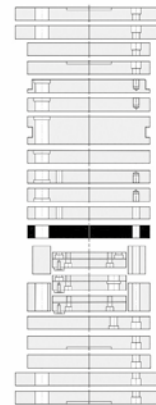
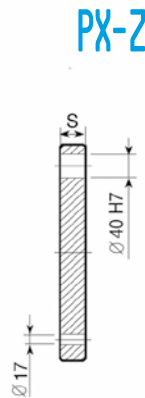
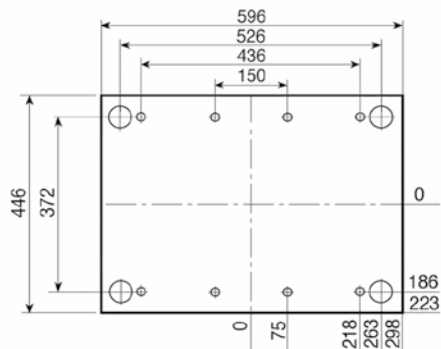
1.1730 ROYALLOY	TOOLOX 33	1.2738
S	S	S
56	56	146
66	66	
76	76	
96	96	
106	106	
116	116	
146		



1.1730 ROYALLOY	TOOLOX 33	1.2738
S	S	S
36	36	146
46	46	
56	56	
66	66	
76	76	
96	96	
106	106	
116	116	
146		



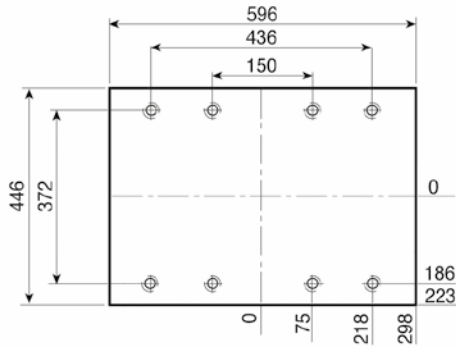
1.1730 ROYALLOY
S
46




1.1730 ROYALLOY
S
46

Esempio di ordinativo	articolo	serie	spessore	materiale
Order example	article	series	thickness	material
Bestellbeispiel	Artikel	Serie	Dicke	Material
	PSXE	446x596	76	1.1730

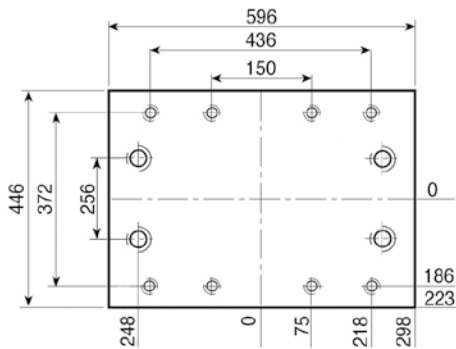
Altri materiali sono disponibili a richiesta (1.2085 - 1.2714 - alluminio...)
 Other materials available on request (1.2085 - 1.2714 - aluminium...)
 Andere Materialien auf Anfrage verfügbar (1.2085 - 1.2714 - Aluminium...)



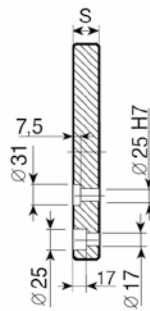
PF



1.1730
ROYALLOY
S
26

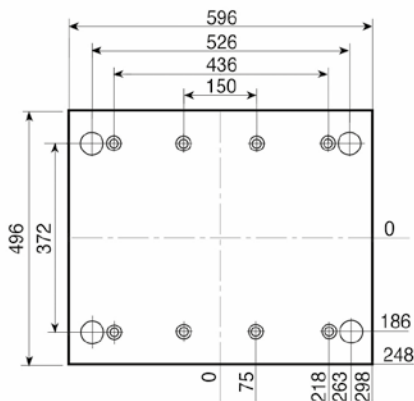


PF-G

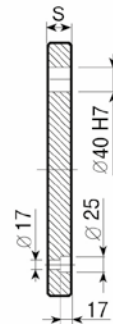


1.1730
ROYALLOY
S
26

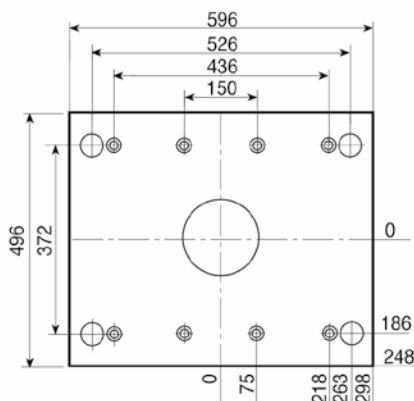
446



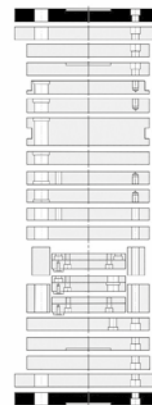
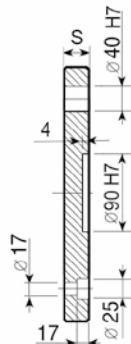
PD



1.1730
ROYALLOY
S
26



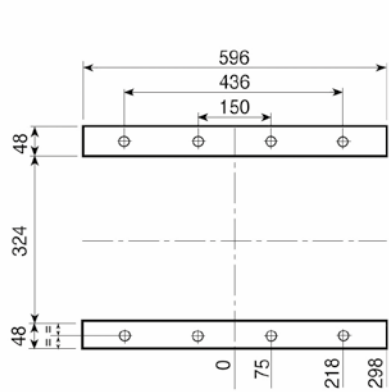
PD-C



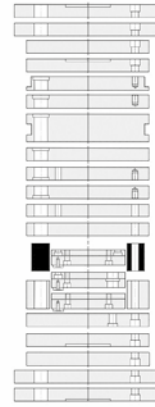
1.1730
ROYALLOY
S
26

Esempio di ordinativo Order example Bestellbeispiel	articolo article Artikel	serie series Serie	spessore thickness Dicke	materiale material Material
	PF-6	446 x 596	26	1.1730

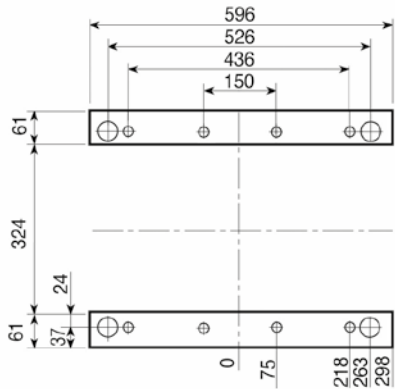
Altri materiali sono disponibili a richiesta (1.2085 - 1.2714 - alluminio...)
Other materials available on request (1.2085 - 1.2714 - aluminium...)
Andere Materialien auf Anfrage verfügbar (1.2085 - 1.2714 - Aluminium...)



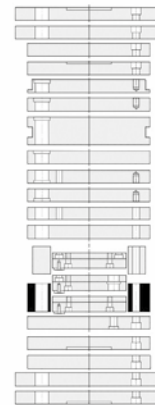
D



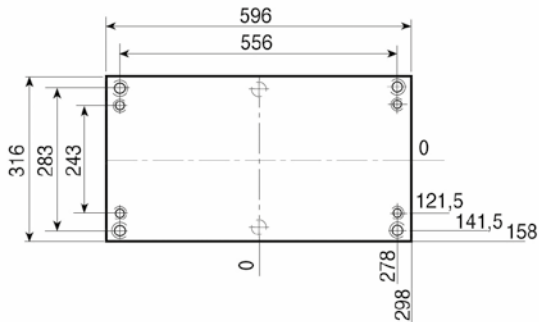
1.1730
ROYALLOY
S
97
117
147



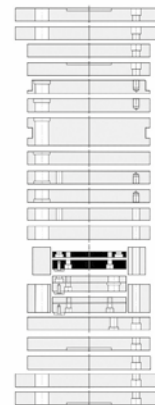
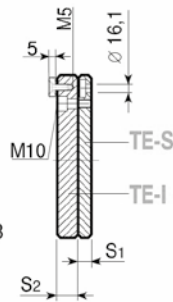
D-H



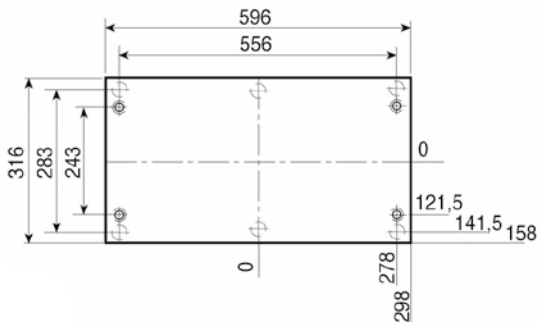
1.1730
ROYALLOY
S
97
117
147



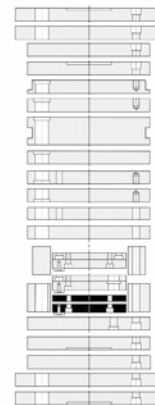
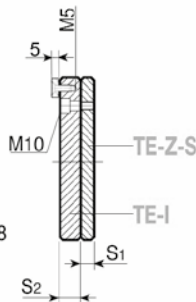
TE { TE-S
TE-I



1.1730
ROYALLOY
S₁ - 22
S₂ - 27



TE-Z { TE-Z-S
TE-I

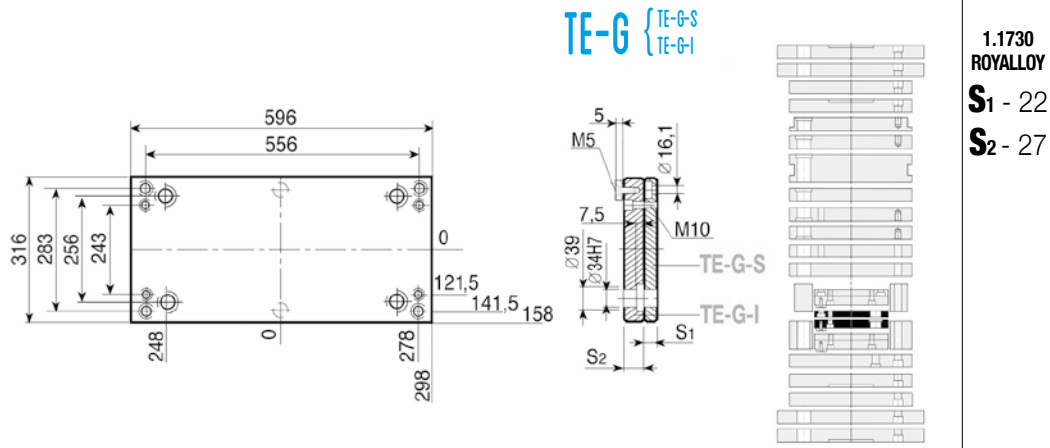


1.1730
ROYALLOY
S₁ - 22
S₂ - 27

Esempio di ordinativo
Order example
Bestellbeispiel

articolo article Artikel	serie series Serie	spessore thickness Dicke	materiale material Material
D-H	446x596	97	1.1730

Altri materiali sono disponibili a richiesta (1.2085 - 1.2714 - alluminio...)
Other materials available on request (1.2085 - 1.2714 - aluminium...)
Andere Materialien auf Anfrage verfügbar (1.2085 - 1.2714 - Aluminium...)

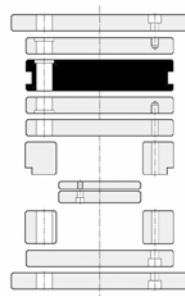
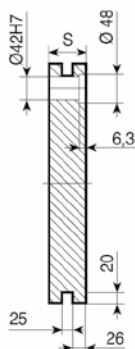
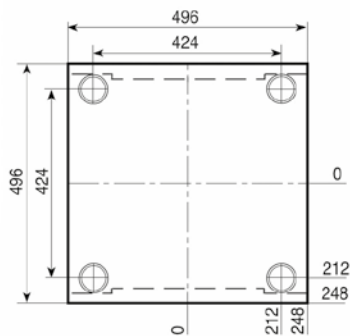


446

Esempio di ordinativo Order example Bestellbeispiel	articolo article Artikel	serie series Serie	spessore thickness Dicke	materiale material Material
	TE-G-I	446 x 596	27	1.1730

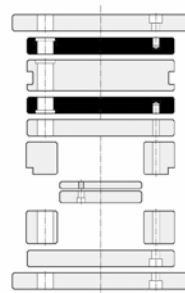
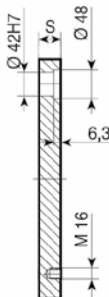
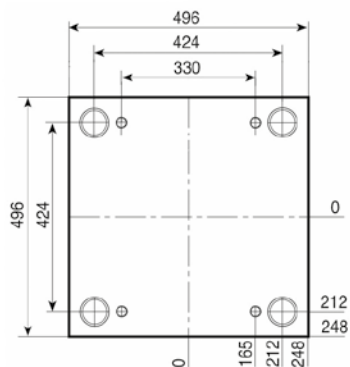
Altri materiali sono disponibili a richiesta (1.2085 - 1.2714 - alluminio...)
Other materials available on request (1.2085 - 1.2714 - aluminium...)
Andere Materialien auf Anfrage verfügbar (1.2085 - 1.2714 - Aluminium...)

PSXE



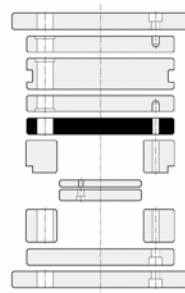
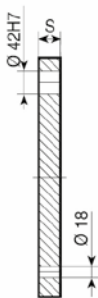
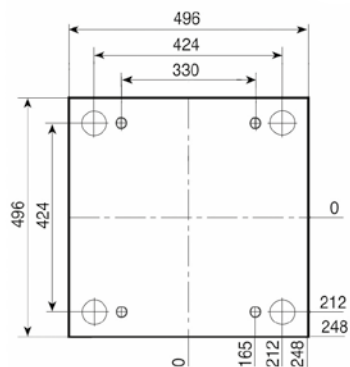
1.1730	TOOLOX 33	1.2311 1.2738
S	S	S
56	56	136
66	66	156
76	76	196
86	86	
96	96	
116	116	
136		
156		
196		

PI-Z



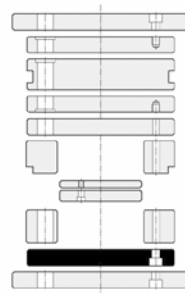
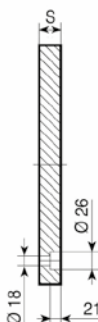
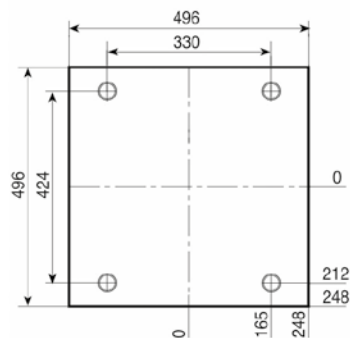
1.1730	TOOLOX 33	1.2311 1.2738
S	S	S
56	56	136
66	66	156
76	76	196
86	86	
96	96	
116	116	
136		
156		
196		

PX-Z



1.1730		
S		
46		
56		

PF

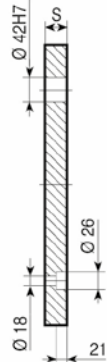
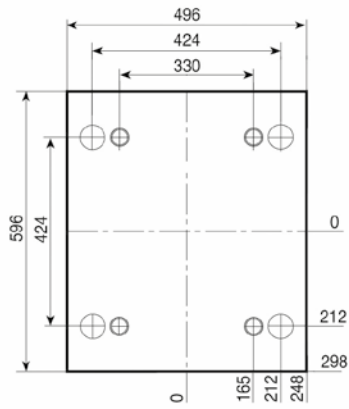


1.1730		
S		
36		
46		
56		

Esempio di ordinativo
Order example
Bestellbeispiel

articolo article Artikel PSXE	serie series Serie 496 x 496	spessore thickness Dicke 76	materiale material Material 1.1730
--	---------------------------------------	--------------------------------------	---

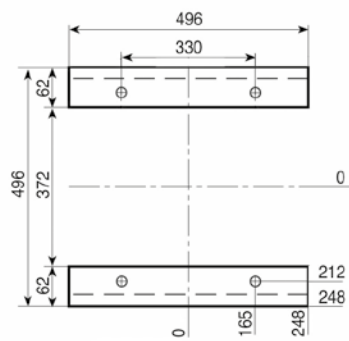
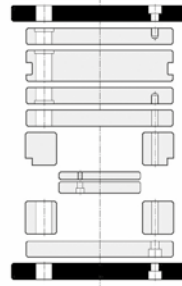
Altri materiali sono disponibili a richiesta (1.2085 - 1.2714 - alluminio...)
Other materials available on request (1.2085 - 1.2714 - aluminium...)
Andere Materialien auf Anfrage verfügbar (1.2085 - 1.2714 - Aluminium...)



PD

1.1730

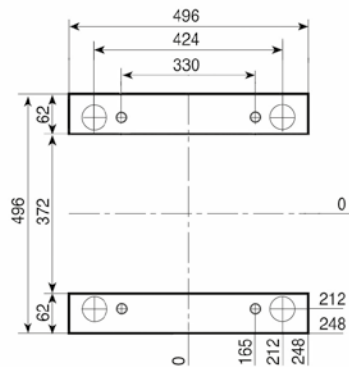
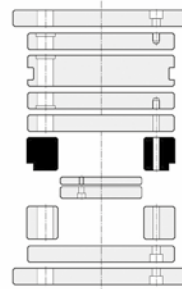
S
36
46
56



D

1.1730

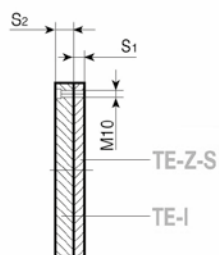
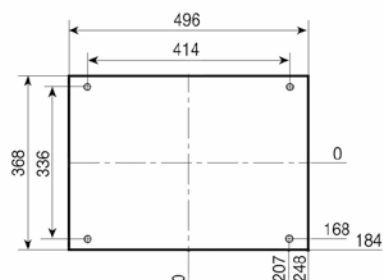
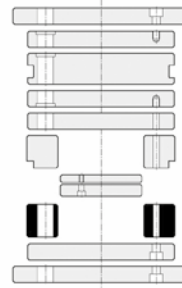
S
66
76
86
96
116
136



D-H

1.1730

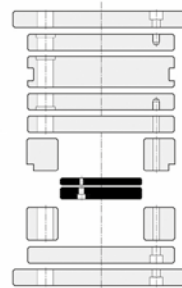
S
66
76
86
96
116
136



TE-Z { TE-Z-S
TE-I

1.1730

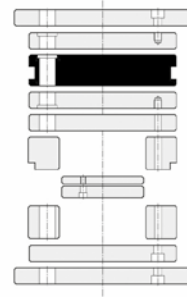
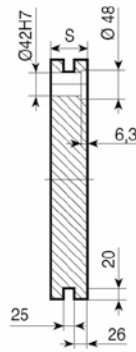
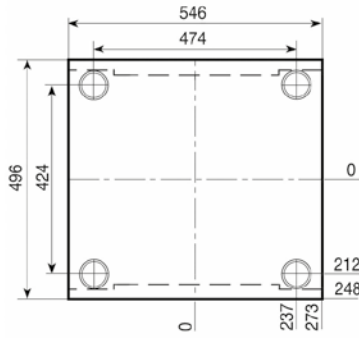
S₁ - 22
S₁ - 27
S₂ - 22
S₂ - 27
S₂ - 36



Esempio di ordinativo Order example Bestellbeispiel	articolo article Artikel D-H	serie series Serie 496 x 496	spessore thickness material Dicke 96	materiale material Material 1.1730
--	---------------------------------------	---------------------------------------	--	---

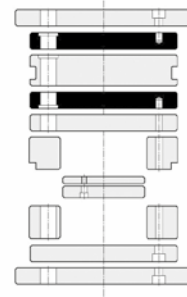
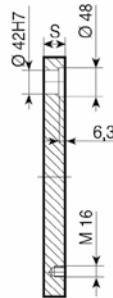
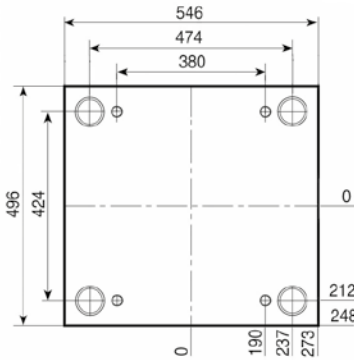
Altri materiali sono disponibili a richiesta (1.2085 - 1.2714 - alluminio...)
Other materials available on request (1.2085 - 1.2714 - aluminium...)
Andere Materialien auf Anfrage verfügbar (1.2085 - 1.2714 - Aluminium...)

PSXE



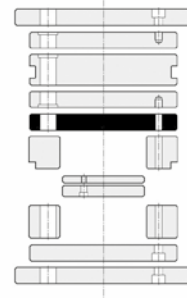
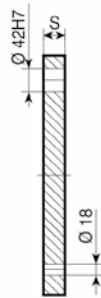
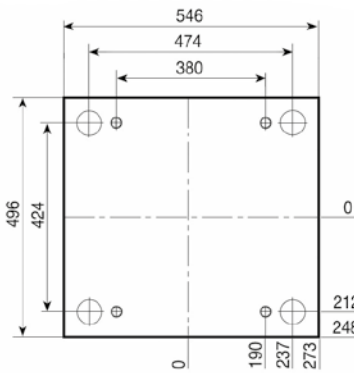
1.1730	TOOLOX 33	1.2311 1.2738
S	S	S
56	56	136
66	66	156
76	76	196
86	86	
96	96	
116	116	
136		
156		
196		

PI-Z



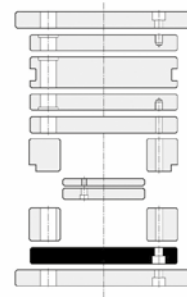
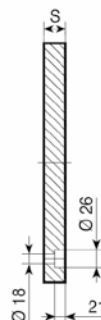
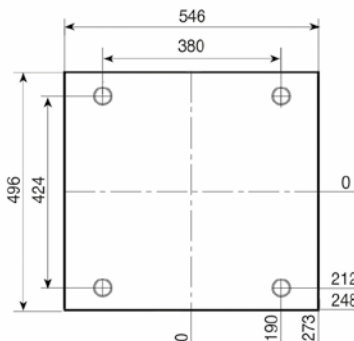
1.1730	TOOLOX 33	1.2311 1.2738
S	S	S
56	56	136
66	66	156
76	76	196
86	86	
96	96	
116	116	
136		
156		
196		

PX-Z



1.1730
S
46
56

PF

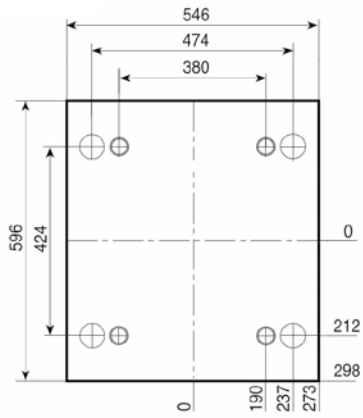


1.1730
S
36
46
56

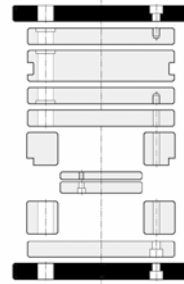
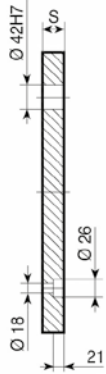
Esempio di ordinativo
Order example
Bestellbeispiel

articolo article Artikel PSXE	serie series Serie 496 x 546	spessore thickness Dicke 76	materiale material Material 1.1730
--	---------------------------------------	--------------------------------------	---

Altri materiali sono disponibili a richiesta (1.2085 - 1.2714 - alluminio...)
Other materials available on request (1.2085 - 1.2714 - aluminium...)
Andere Materialien auf Anfrage verfügbar (1.2085 - 1.2714 - Aluminium...)

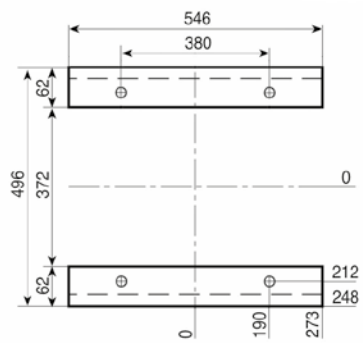


PD

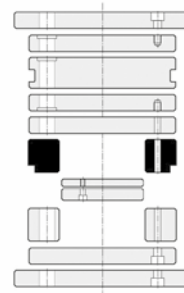


1.1730

- S**
- 36
- 46
- 56

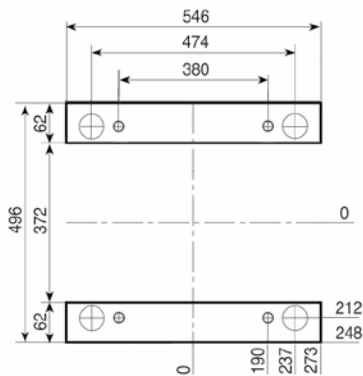


D

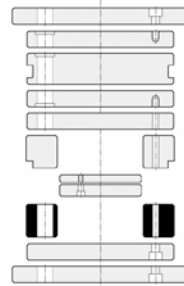


1.1730

- S**
- 66
- 76
- 86
- 96
- 116
- 136

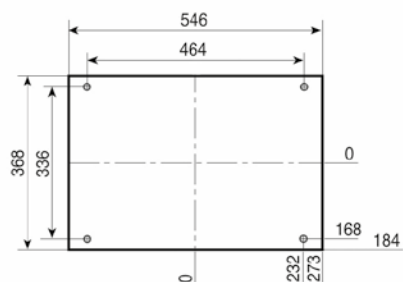


D-H

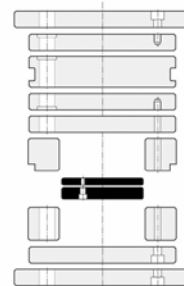
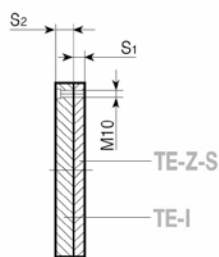


1.1730

- S**
- 66
- 76
- 86
- 96
- 116
- 136



TE-Z { TE-Z-S
TE-I



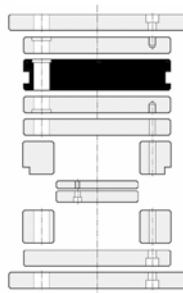
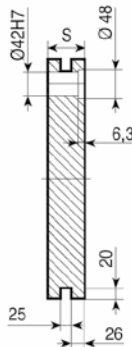
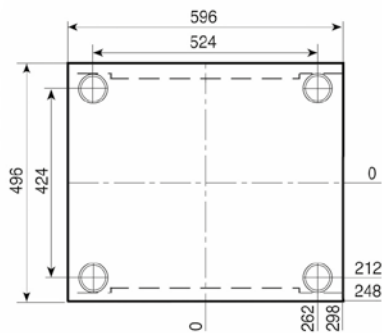
1.1730

- S₁** - 22
- S₁** - 27
- S₂** - 22
- S₂** - 27
- S₂** - 36

Esempio di ordinativo Order example Bestellbeispiel	articolo article Artikel D-H	serie series Serie 496x546	spessore thickness Dicke 96	materiale material Material 1.1730
--	---------------------------------------	-------------------------------------	--------------------------------------	---

Altri materiali sono disponibili a richiesta (1.2085 - 1.2714 - alluminio...)
Other materials available on request (1.2085 - 1.2714 - aluminium...)
Andere Materialien auf Anfrage verfügbar (1.2085 - 1.2714 - Aluminium...)

PSXE



1.1730

TOOLOX 33

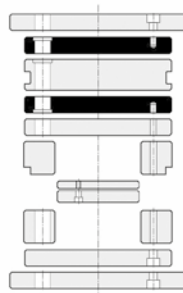
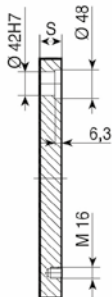
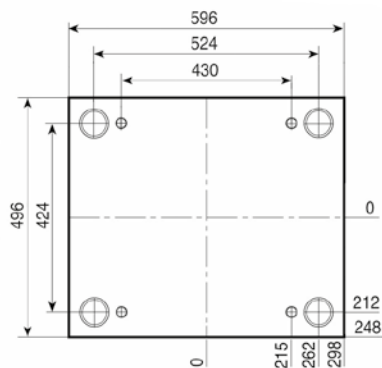
1.2311
1.2738

S
56
66
76
86
96
116
136
156
196

S
56
66
76
86
96
116

S
136
156
196

PI-Z



1.1730

TOOLOX 33

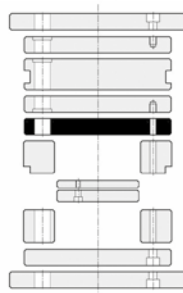
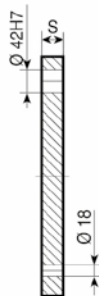
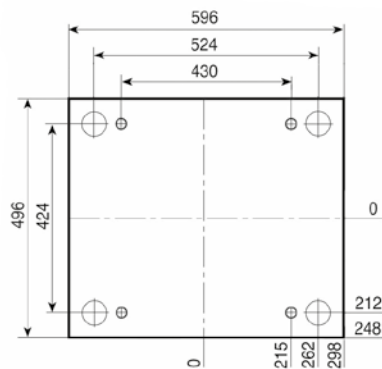
1.2311
1.2738

S
56
66
76
86
96
116
136
156
196

S
56
66
76
86
96
116

S
136
156
196

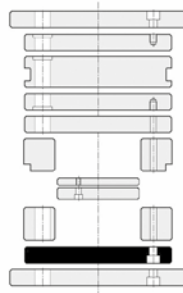
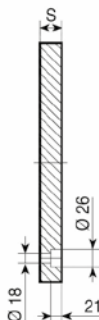
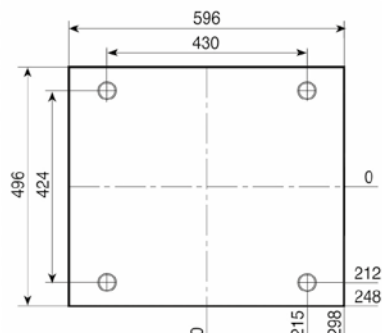
PX-Z



1.1730

S
46
56

PF



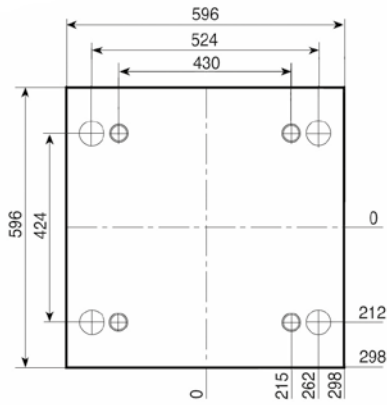
1.1730

S
36
46
56

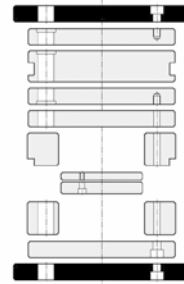
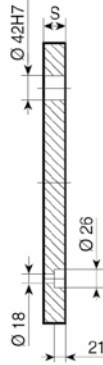
Esempio di ordinativo
Order example
Bestellbeispiel

articolo article Artikel PSXE	serie series Serie 496x596	spessore thickness Dicke 76	materiale material Material 1.1730
--	-------------------------------------	--------------------------------------	---

Altri materiali sono disponibili a richiesta (1.2085 - 1.2714 - alluminio...)
Other materials available on request (1.2085 - 1.2714 - aluminium...)
Andere Materialien auf Anfrage verfügbar (1.2085 - 1.2714 - Aluminium...)

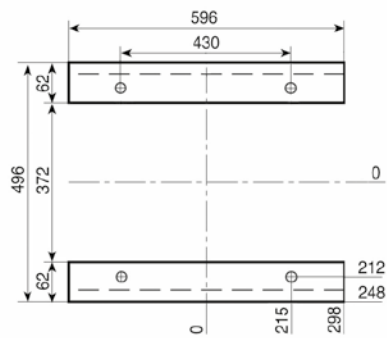


PD

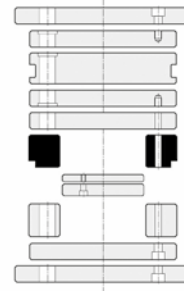


1.1730

S
36
46
56

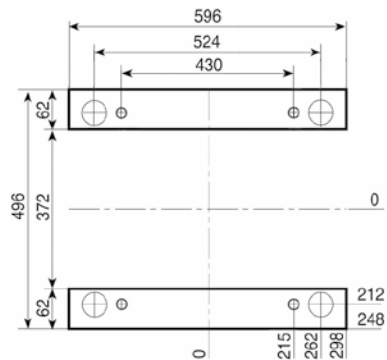


D

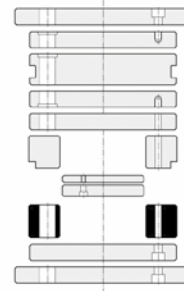


1.1730

S
66
76
86
96
116
136

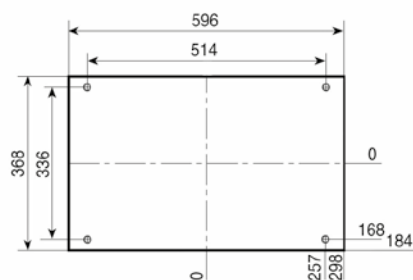


D-H

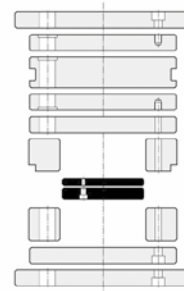
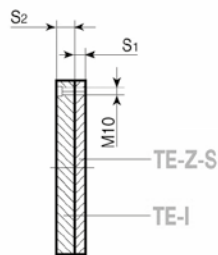


1.1730

S
66
76
86
96
116
136



TE-Z { TE-Z-S
TE-I



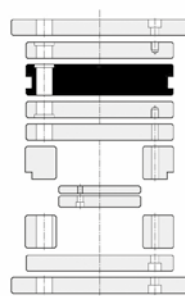
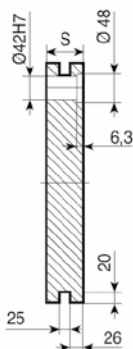
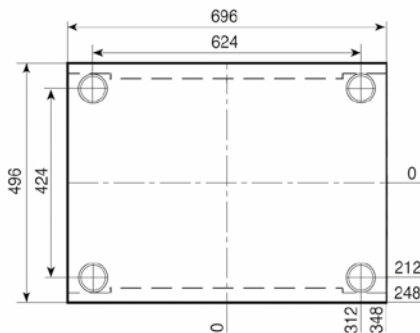
1.1730

S₁ - 22
S₁ - 27
S₂ - 22
S₂ - 27
S₂ - 36

Esempio di ordinativo Order example Bestellbeispiel	articolo article Artikel D-H	serie series Serie 496 x 596	spessore thickness Dicke 96	materiale material Material 1.1730
--	---------------------------------------	---------------------------------------	--------------------------------------	---

Altri materiali sono disponibili a richiesta (1.2085 - 1.2714 - alluminio...)
Other materials available on request (1.2085 - 1.2714 - aluminium...)
Andere Materialien auf Anfrage verfügbar (1.2085 - 1.2714 - Aluminium...)

PSXE

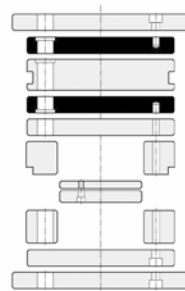
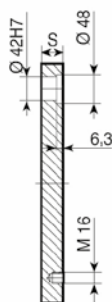
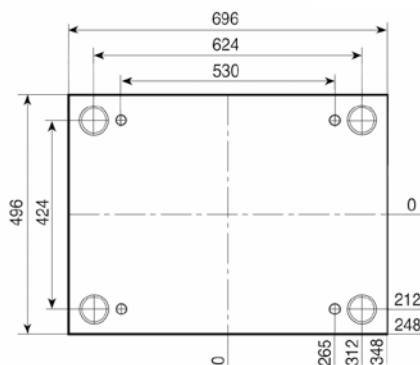


1.1730
S
56
66
76
86
96
116
136
156
196

TOOLOX 33
S
56
66
76
86
96
116

1.2311
1.2738
S
136
156
196

PI-Z

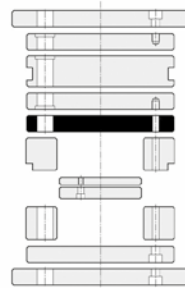
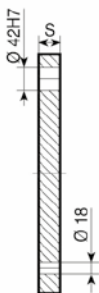
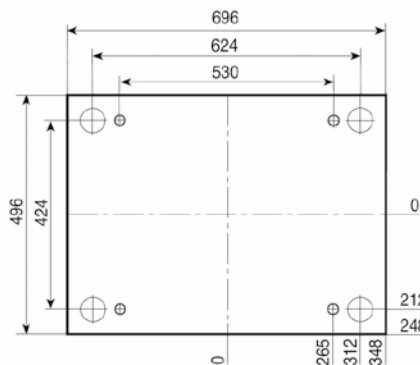


1.1730
S
56
66
76
86
96
116
136
156
196

TOOLOX 33
S
56
66
76
86
96
116

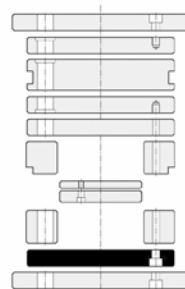
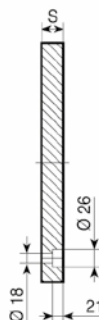
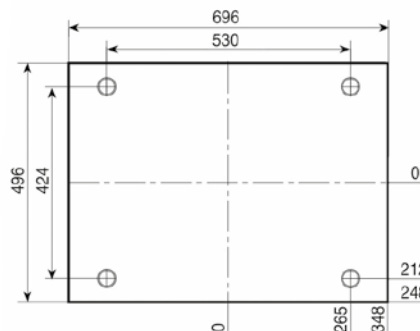
1.2311
1.2738
S
136
156
196

PX-Z



1.1730
S
46
56

PF

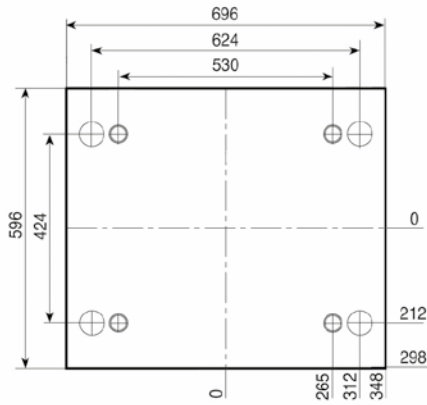


1.1730
S
36
46
56

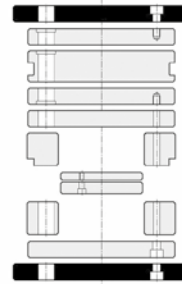
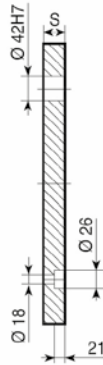
Esempio di ordinativo
Order example
Bestellbeispiel

articolo article Artikel PSXE	serie series Serie 496 x 696	spessore thickness Dicke 76	materiale material Material 1.1730
--	---------------------------------------	--------------------------------------	---

Altri materiali sono disponibili a richiesta (1.2085 - 1.2714 - alluminio...)
 Other materials available on request (1.2085 - 1.2714 - aluminium...)
 Andere Materialien auf Anfrage verfügbar (1.2085 - 1.2714 - Aluminium...)




PD

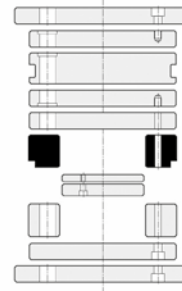


1.1730

- S**
- 36
- 46
- 56

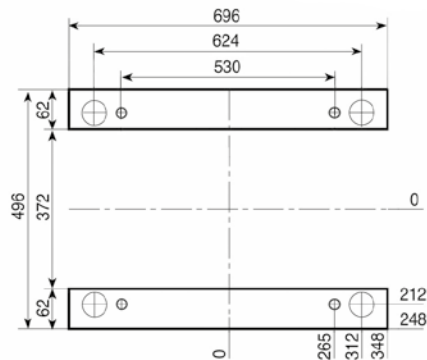


D

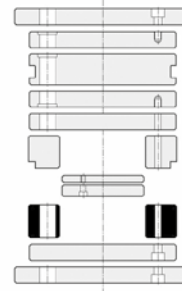


1.1730

- S**
- 66
- 76
- 86
- 96
- 116
- 136

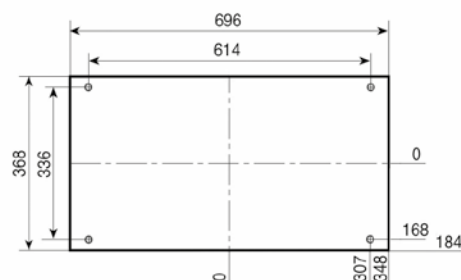


D-H

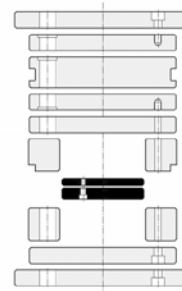
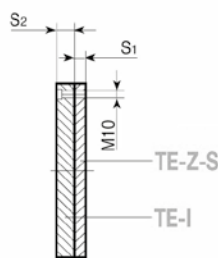


1.1730

- S**
- 66
- 76
- 86
- 96
- 116
- 136



TE-Z { TE-Z-S
TE-I



1.1730

- S₁** - 22
- S₁** - 27
- S₂** - 22
- S₂** - 27
- S₂** - 36

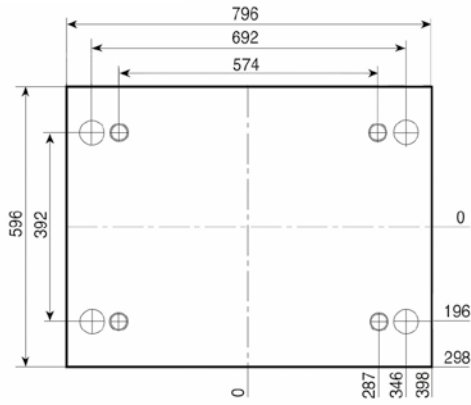
Esempio di ordinativo Order example Bestellbeispiel	articolo article Artikel D-H	serie series Serie 496 x 696	spessore thickness Dicke 96	materiale material Material 1.1730
--	--	--	---	--

Altri materiali sono disponibili a richiesta (1.2085 - 1.2714 - alluminio...)
Other materials available on request (1.2085 - 1.2714 - aluminium...)
Andere Materialien auf Anfrage verfügbar (1.2085 - 1.2714 - Aluminium...)

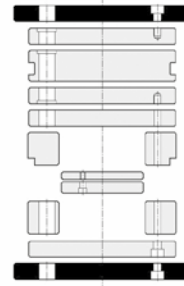
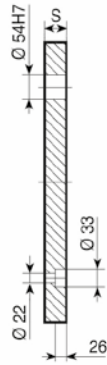
			1.1730	TOOLOX 33	1.2311 1.2738
	<p>PSXE</p>		S	S	S
			56	56	136
			76	76	156
			96	96	196
			116	116	
	<p>PI-Z</p>		S	S	S
			56	56	136
			76	76	156
			96	96	196
			116	116	
	<p>PX-Z</p>		S		
			46		
			56		
			76		
	<p>PF</p>		S		
			46		
			56		

Esempio di ordinativo Order example Bestellbeispiel	articolo article Artikel	serie series Serie	spessore thickness Dicke	materiale material Material
	PSXE	496x796	76	1.1730

Altri materiali sono disponibili a richiesta (1.2085 - 1.2714 - alluminio...)
 Other materials available on request (1.2085 - 1.2714 - aluminium...)
 Andere Materialien auf Anfrage verfügbar (1.2085 - 1.2714 - Aluminium...)

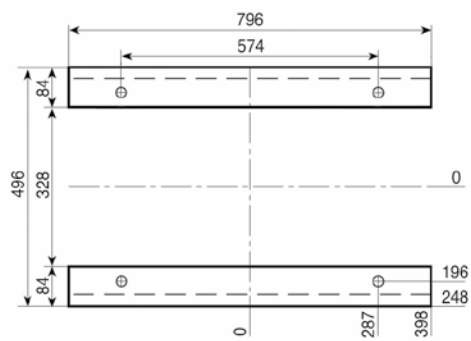


PD

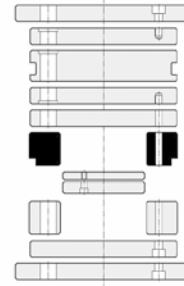


1.1730

S
46
56

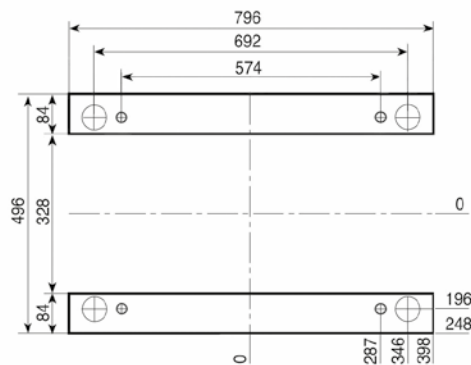


D

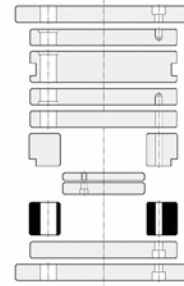


1.1730

S
96
116
136
156

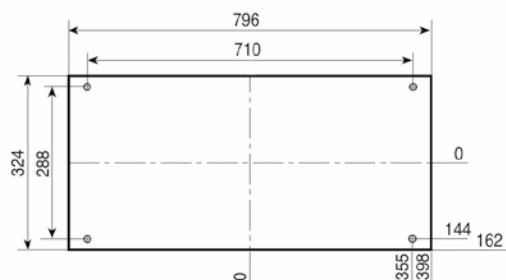


D-H

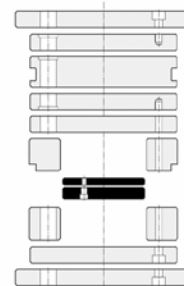
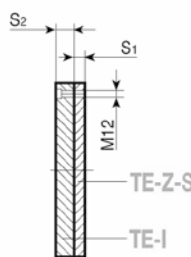


1.1730

S
96
116
136
156



TE-Z {TE-Z-S
TE-I



1.1730

S₁ - 27
S₂ - 27
S₂ - 36

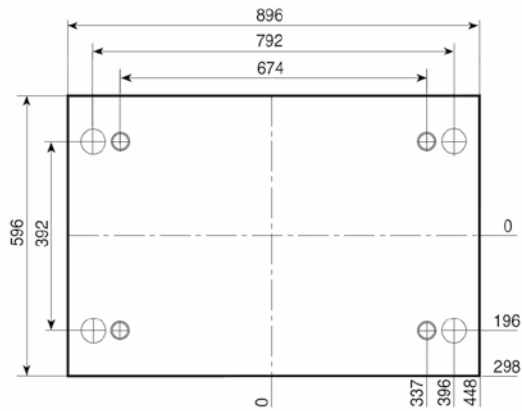
Esempio di ordinativo Order example Bestellbeispiel	articolo article Artikel	serie series Serie	spessore thickness Dicke	materiale material Material
	D-H	496 x 796	96	1.1730

Altri materiali sono disponibili a richiesta (1.2085 - 1.2714 - alluminio...)
Other materials available on request (1.2085 - 1.2714 - aluminium...)
Andere Materialien auf Anfrage verfügbar (1.2085 - 1.2714 - Aluminium...)

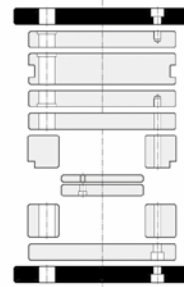
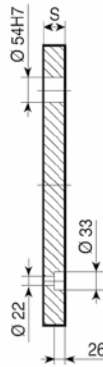
			1.1730	TOOLOX 33	1.2311 1.2738
	<p>PSXE</p>		S	S	S
			56	56	136
			76	76	156
			96	96	196
			116	116	
	<p>PI-Z</p>		S	S	S
			56	56	136
			76	76	156
			96	96	196
			116	116	
	<p>PX-Z</p>		S		
			46		
			56		
			76		
	<p>PF</p>		S		
			56		

Esempio di ordinativo Order example Bestellbeispiel	articolo article Artikel	serie series Serie	spessore thickness Dicke	materiale material Material
	PSXE	496x896	76	1.1730

Altri materiali sono disponibili a richiesta (1.2085 - 1.2714 - alluminio...)
 Other materials available on request (1.2085 - 1.2714 - aluminium...)
 Andere Materialien auf Anfrage verfügbar (1.2085 - 1.2714 - Aluminium...)

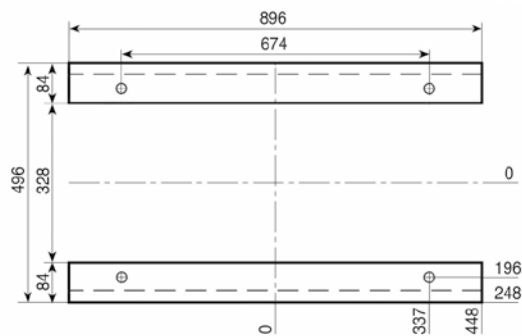


PD

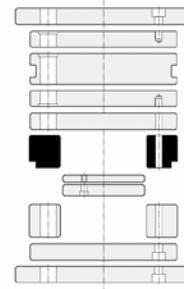


1.1730

S
56

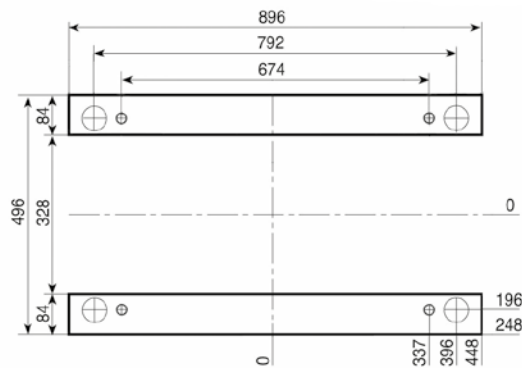


D

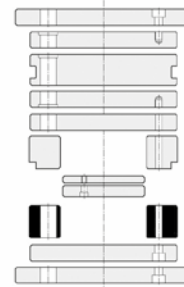


1.1730

S
96
116
136
156

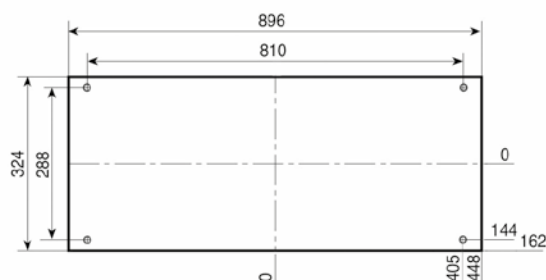


D-H

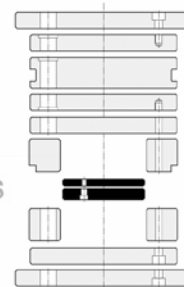
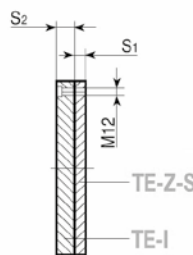


1.1730

S
96
116
136
156



TE-Z { TE-Z-S
TE-I



1.1730

S₁ - 27
S₂ - 27
S₂ - 36

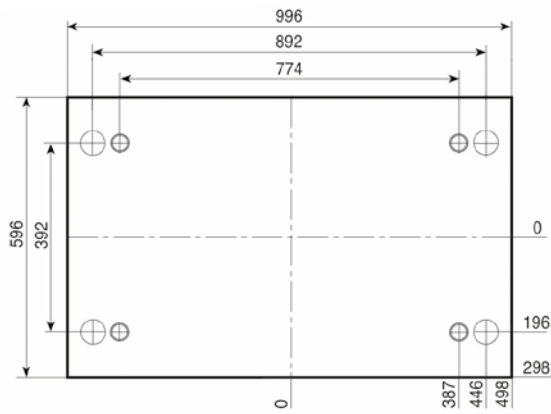
Esempio di ordinativo Order example Bestellbeispiel	articolo article Artikel	serie series Serie	spessore thickness Dicke	materiale material Material
	D-H	496 x 896	96	1.1730

Altri materiali sono disponibili a richiesta (1.2085 - 1.2714 - alluminio...)
Other materials available on request (1.2085 - 1.2714 - aluminium...)
Andere Materialien auf Anfrage verfügbar (1.2085 - 1.2714 - Aluminium...)

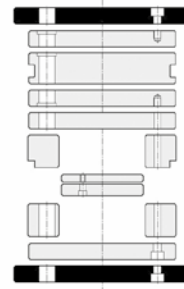
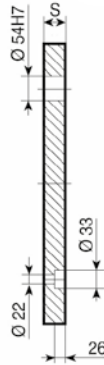
			1.1730 S 56 76 96 116 136 156 196	TOOLOX 33 S 56 76 96 116	1.2311 1.2738 S 136 156 196			
			1.1730 S 56 76 96 116 136 156 196	TOOLOX 33 S 56 76 96 116	1.2311 1.2738 S 136 156 196			
			1.1730 S 46 56 76					
			1.1730 S 56					

Esempio di ordinativo	articolo	serie	spessore	materiale
Order example	article	series	thickness	material
Bestellbeispiel	Artikel	Serie	Dicke	Material
	PSXE	496x996	76	1.1730

Altri materiali sono disponibili a richiesta (1.2085 - 1.2714 - alluminio...)
 Other materials available on request (1.2085 - 1.2714 - aluminium...)
 Andere Materialien auf Anfrage verfügbar (1.2085 - 1.2714 - Aluminium...)

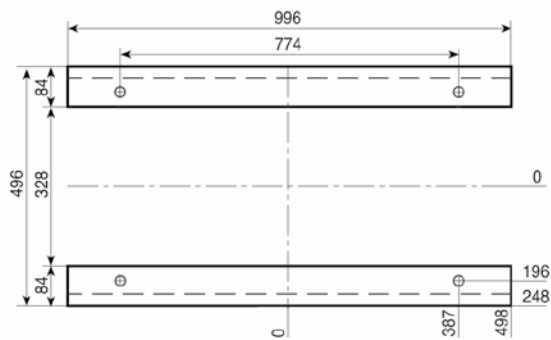


PD

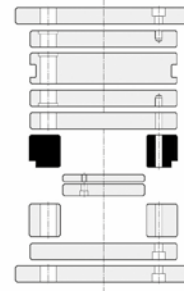


1.1730

S
56

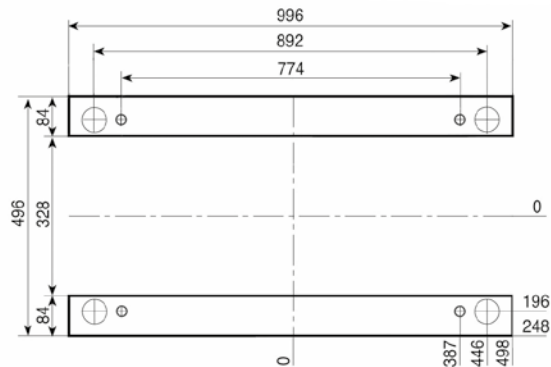


D

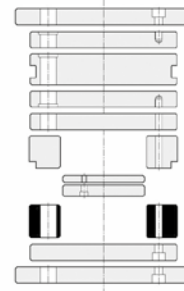


1.1730

S
96
116
136
156

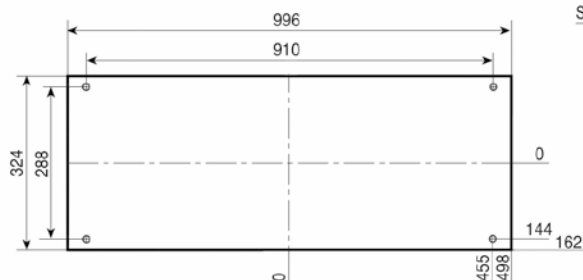


D-H

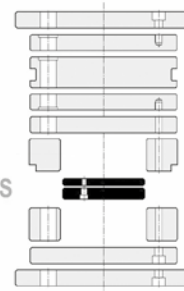
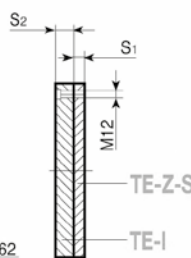


1.1730

S
96
116
136
156



TE-Z { TE-Z-S
TE-I



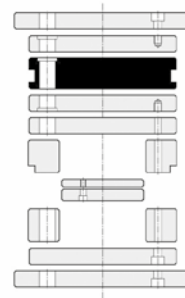
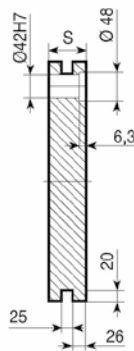
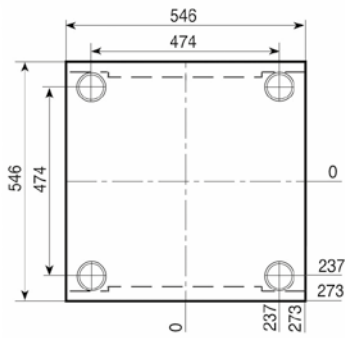
1.1730

S₁ - 27
S₂ - 27
S₂ - 36

Esempio di ordinativo Order example Bestellbeispiel	articolo article Artikel	serie series Serie	spessore thickness Dicke	materiale material Material
	D-H	496 x 996	96	1.1730

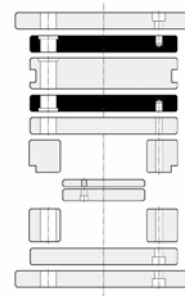
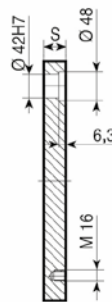
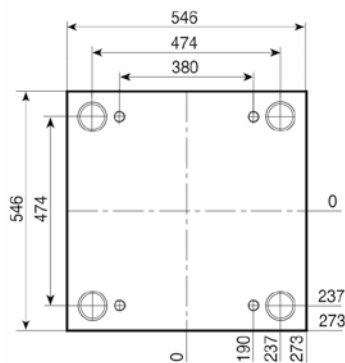
Altri materiali sono disponibili a richiesta (1.2085 - 1.2714 - alluminio...)
Other materials available on request (1.2085 - 1.2714 - aluminium...)
Andere Materialien auf Anfrage verfügbar (1.2085 - 1.2714 - Aluminium...)

PSXE



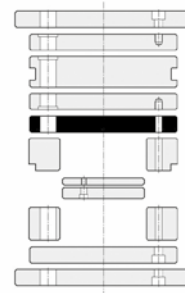
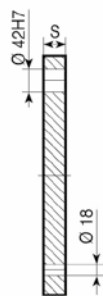
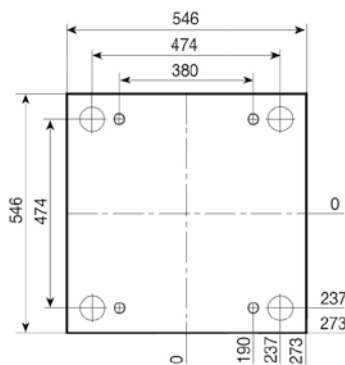
1.1730	TOOLOX 33	1.2311 1.2738
S	S	S
76	76	136
86	86	156
96	96	196
116	116	
136		
156		
196		

PI-Z



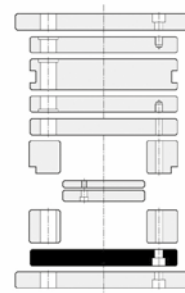
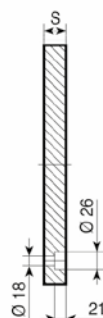
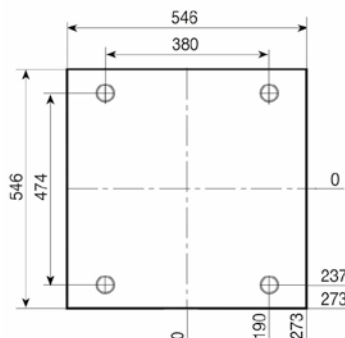
1.1730	TOOLOX 33	1.2311 1.2738
S	S	S
76	76	136
86	86	156
96	96	196
116	116	
136		
156		
196		

PX-Z



1.1730		
S		
46		
56		

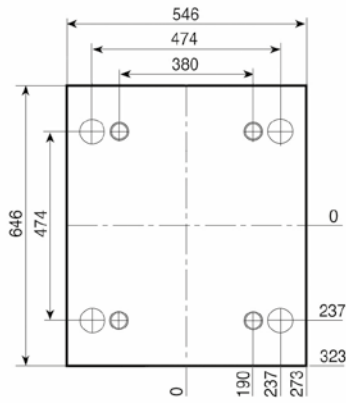
PF



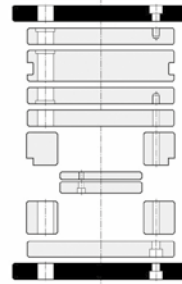
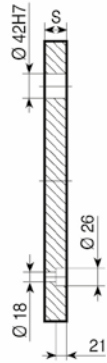
1.1730		
S		
36		
46		
56		

Esempio di ordinativo	articolo	serie	spessore	materiale
Order example	article	series	thickness	material
Bestellbeispiel	Artikel	Serie	Dicke	Material
	PSXE	546x546	76	1.1730

Altri materiali sono disponibili a richiesta (1.2085 - 1.2714 - alluminio...)
 Other materials available on request (1.2085 - 1.2714 - aluminium...)
 Andere Materialien auf Anfrage verfügbar (1.2085 - 1.2714 - Aluminium...)

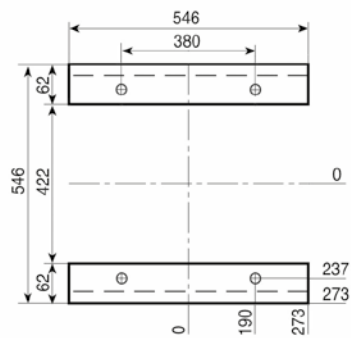


PD

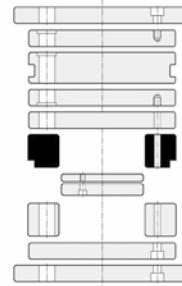


1.1730

S
46
56

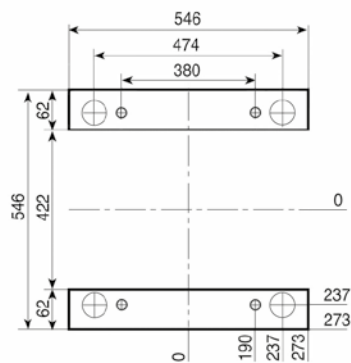


D

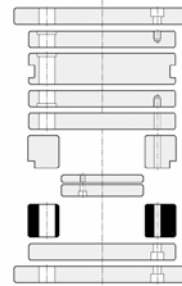


1.1730

S
76
86
96
116
136

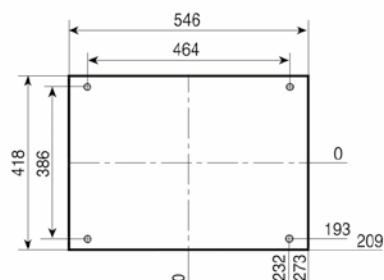


D-H

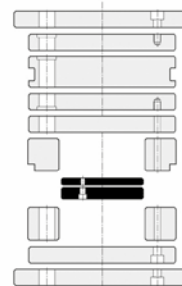
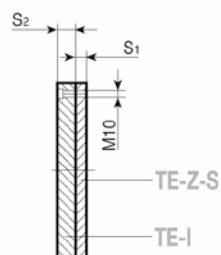


1.1730

S
76
86
96
116
136



TE-Z { TE-Z-S
TE-I



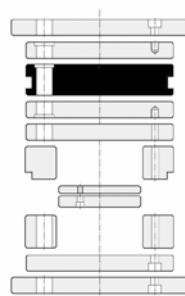
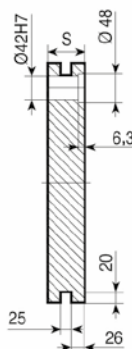
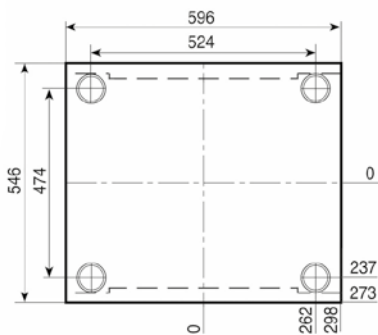
1.1730

S₁ - 27
S₂ - 27
S₂ - 36

Esempio di ordinativo Order example Bestellbeispiel	articolo article Artikel D-H	serie series Serie 546 x 546	spessore thickness Dicke 96	materiale material Material 1.1730
--	---------------------------------------	---------------------------------------	--------------------------------------	---

Altri materiali sono disponibili a richiesta (1.2085 - 1.2714 - alluminio...)
Other materials available on request (1.2085 - 1.2714 - aluminium...)
Andere Materialien auf Anfrage verfügbar (1.2085 - 1.2714 - Aluminium...)

PSXE



1.1730

TOOLOX 33

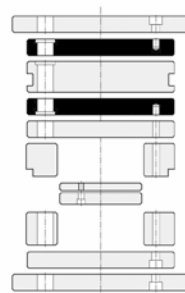
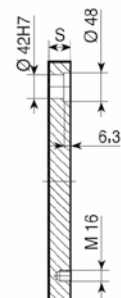
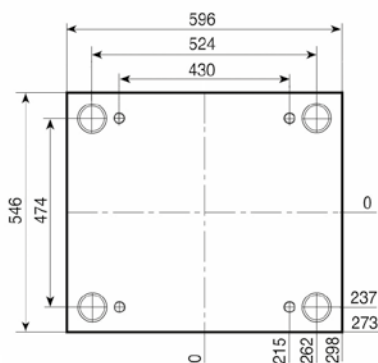
1.2311
1.2738

S
76
86
96
116
136
156
196

S
76
86
96
116

S
136
156
196

PI-Z



1.1730

TOOLOX 33

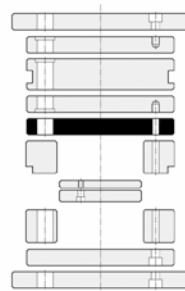
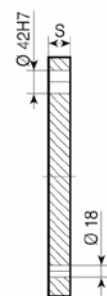
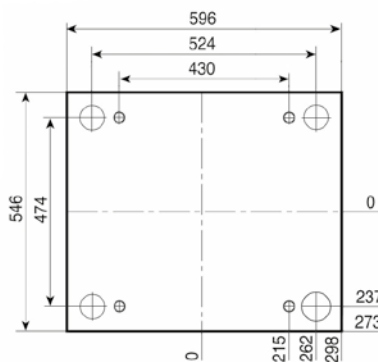
1.2311
1.2738

S
76
86
96
116
136
156
196

S
76
86
96
116

S
136
156
196

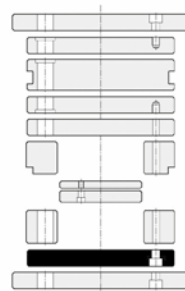
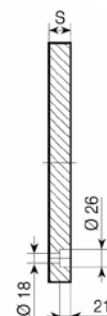
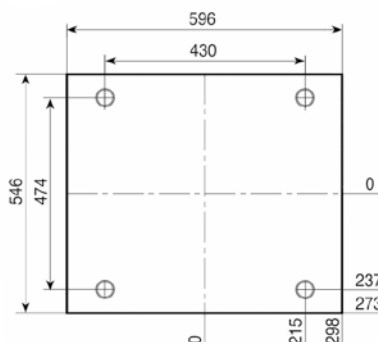
PX-Z



1.1730

S
46
56

PF



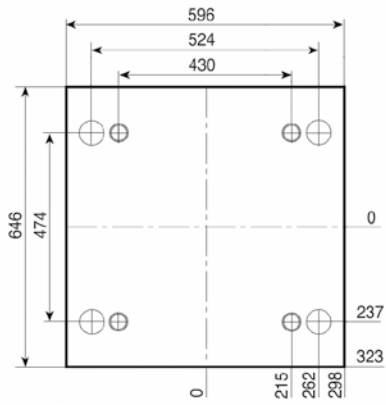
1.1730

S
36
46
56

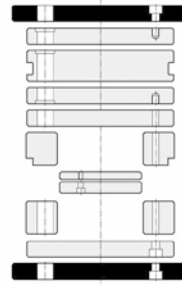
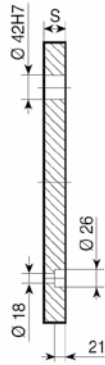
Esempio di ordinativo
Order example
Bestellbeispiel

articolo article Artikel PSXE	serie series Serie 546x596	spessore thickness Dicke 76	materiale material Material 1.1730
--	-------------------------------------	--------------------------------------	---

Altri materiali sono disponibili a richiesta (1.2085 - 1.2714 - alluminio...)
Other materials available on request (1.2085 - 1.2714 - aluminium...)
Andere Materialien auf Anfrage verfügbar (1.2085 - 1.2714 - Aluminium...)

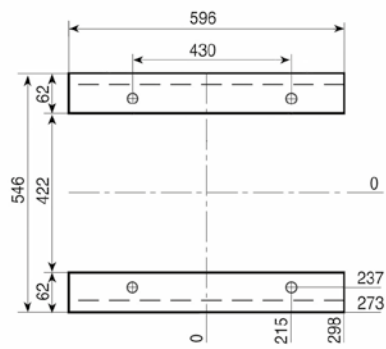


PD

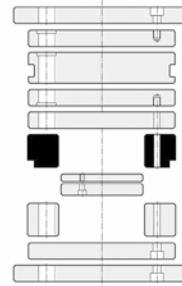


1.1730

S
46
56

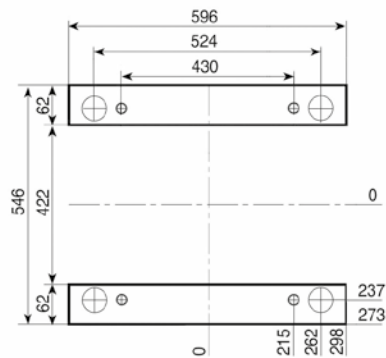


D

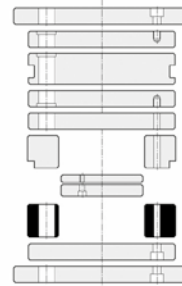


1.1730

S
76
86
96
116
136

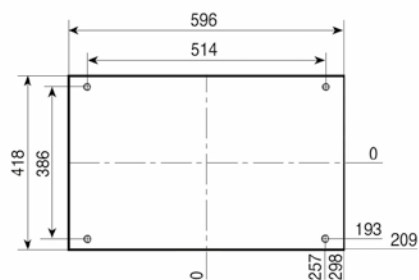


D-H

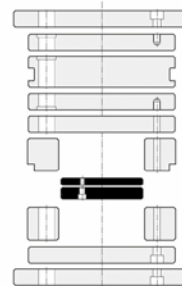
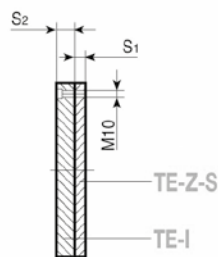


1.1730

S
76
86
96
116
136



TE-Z {TE-Z-S
TE-I



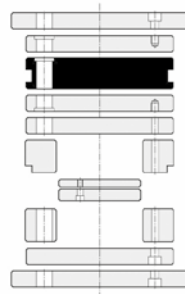
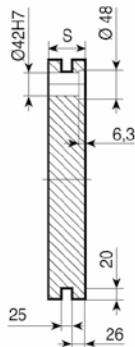
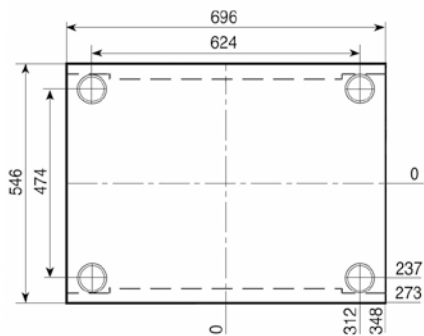
1.1730

S₁ - 27
S₂ - 27
S₂ - 36

Esempio di ordinativo Order example Bestellbeispiel	articolo article Artikel D-H	serie series Serie 546x596	spessore thickness Dicke 96	materiale material Material 1.1730
--	---------------------------------------	-------------------------------------	--------------------------------------	---

Altri materiali sono disponibili a richiesta (1.2085 - 1.2714 - alluminio...)
Other materials available on request (1.2085 - 1.2714 - aluminium...)
Andere Materialien auf Anfrage verfügbar (1.2085 - 1.2714 - Aluminium...)

PSXE

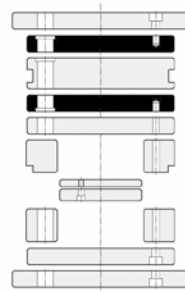
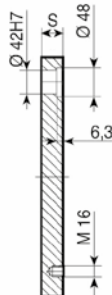
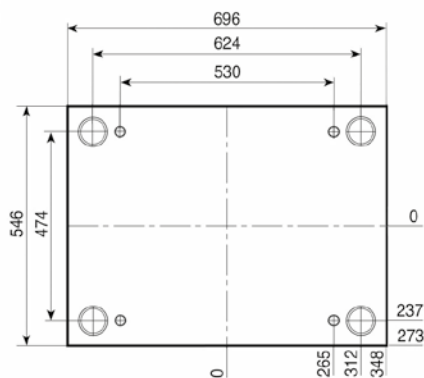


1.1730
S
76
86
96
116
136
156
196

TOOLOX 33
S
76
86
96
116

1.2311
1.2738
S
136
156
196

PI-Z

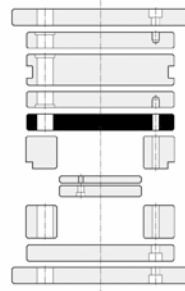
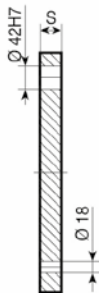
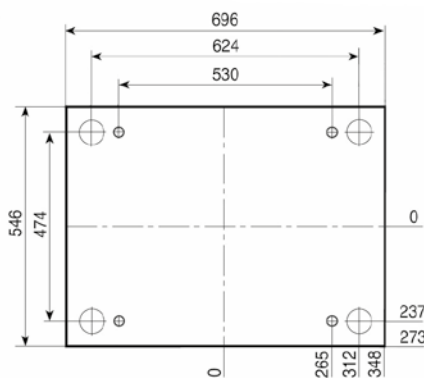


1.1730
S
76
86
96
116
136
156
196

TOOLOX 33
S
76
86
96
116

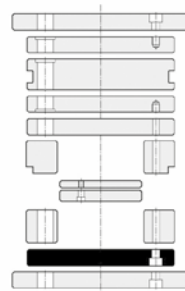
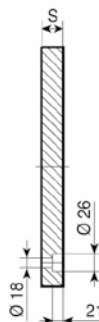
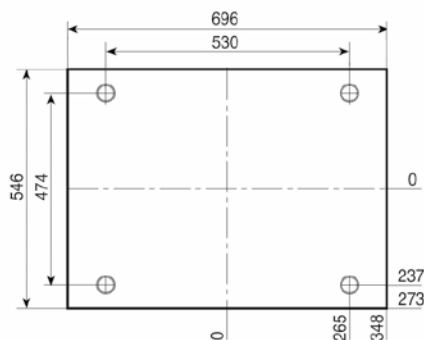
1.2311
1.2738
S
136
156
196

PX-Z



1.1730
S
46
56

PF

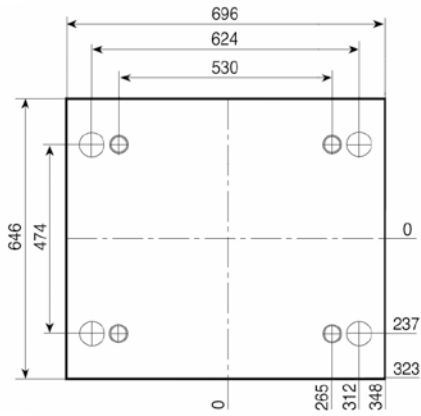


1.1730
S
36
46
56

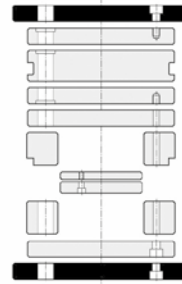
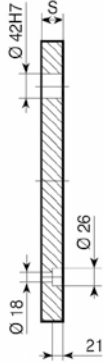
Esempio di ordinativo
Order example
Bestellbeispiel

articolo article Artikel PSXE	serie series Serie 546x696	spessore thickness Dicke 76	materiale material Material 1.1730
--	-------------------------------------	--------------------------------------	---

Altri materiali sono disponibili a richiesta (1.2085 - 1.2714 - alluminio...)
 Other materials available on request (1.2085 - 1.2714 - aluminium...)
 Andere Materialien auf Anfrage verfügbar (1.2085 - 1.2714 - Aluminium...)

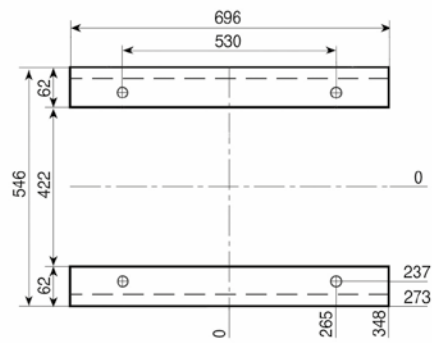


PD

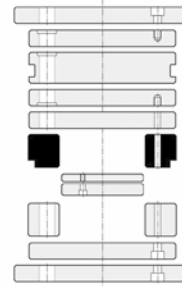


1.1730

S
46
56

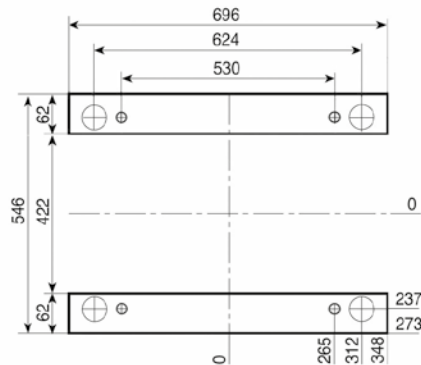


D

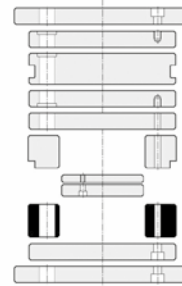


1.1730

S
76
86
96
116
136

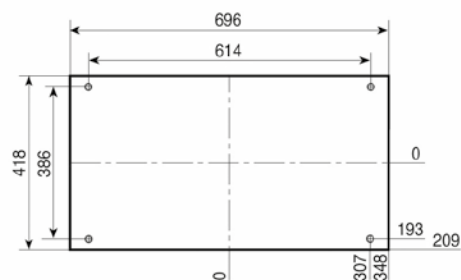


D-H

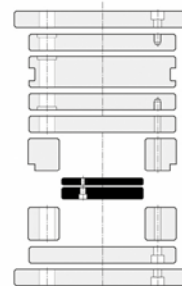
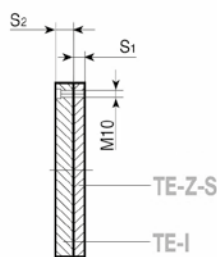


1.1730

S
76
86
96
116
136



TE-Z { TE-Z-S
TE-I



1.1730

S₁ - 27
S₂ - 27
S₂ - 36

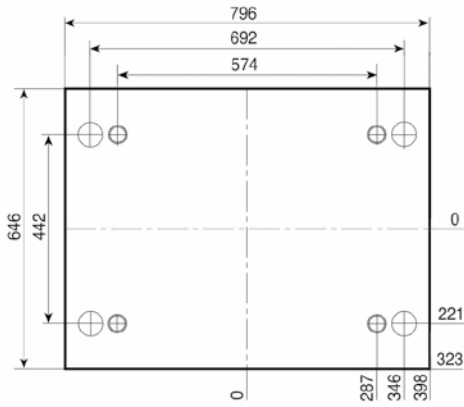
Esempio di ordinativo Order example Bestellbeispiel	articolo article Artikel D-H	serie series Serie 546 x 696	spessore thickness Dicke 96	materiale material Material 1.1730
--	---------------------------------------	---------------------------------------	--------------------------------------	---

Altri materiali sono disponibili a richiesta (1.2085 - 1.2714 - alluminio...)
Other materials available on request (1.2085 - 1.2714 - aluminium...)
Andere Materialien auf Anfrage verfügbar (1.2085 - 1.2714 - Aluminium...)

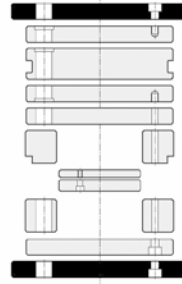
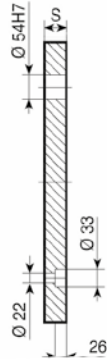
			1.1730	TOOLOX 33	1.2311 1.2738
	<p>PSXE</p>		S	S	S
			56	56	136
			76	76	156
			86	86	196
			96	96	
116	116				
136					
156					
196					
	<p>PI-Z</p>		S	S	S
			56	56	136
			76	76	156
			86	86	196
			96	96	
116	116				
136					
156					
196					
	<p>PX-Z</p>		S		
			46		
			56		
			76		
	<p>PF</p>		S		
			46		
			56		

Esempio di ordinativo Order example Bestellbeispiel	articolo article Artikel	serie series Serie	spessore thickness Dicke	materiale material Material
	PSXE	546x796	76	1.1730

Altri materiali sono disponibili a richiesta (1.2085 - 1.2714 - alluminio...)
 Other materials available on request (1.2085 - 1.2714 - aluminium...)
 Andere Materialien auf Anfrage verfügbar (1.2085 - 1.2714 - Aluminium...)

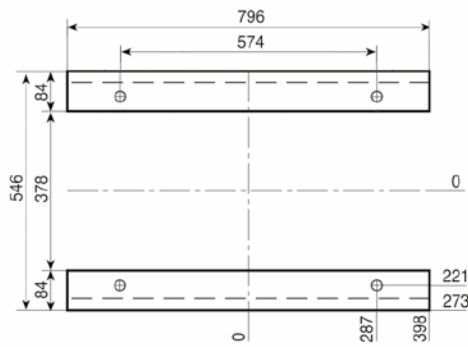


PD

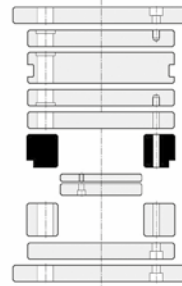


1.1730

S
46
56

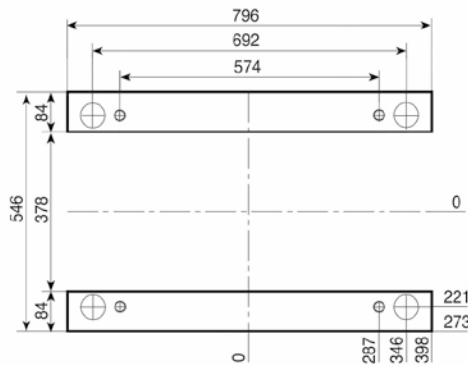


D

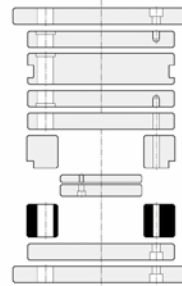


1.1730

S
96
116
136
156

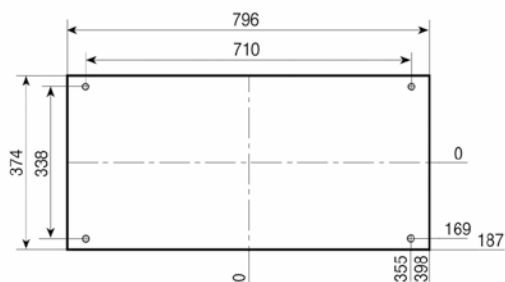


D-H

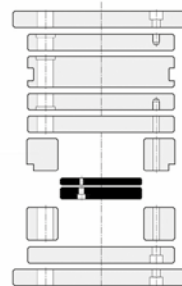
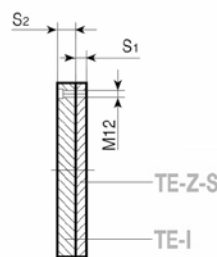


1.1730

S
96
116
136
156



TE-Z {TE-Z-S
TE-I

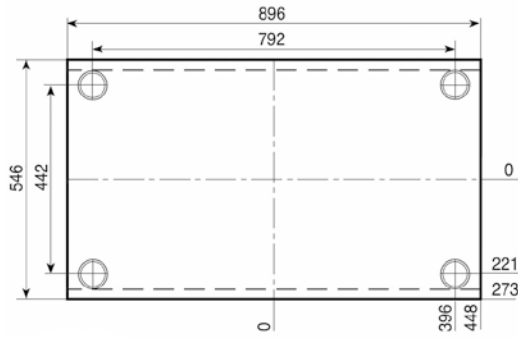


1.1730

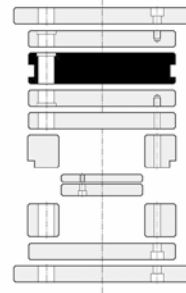
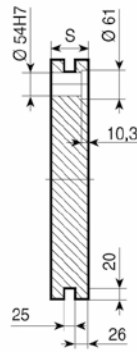
S₁ - 27
S₂ - 27
S₂ - 36

Esempio di ordinativo Order example Bestellbeispiel	articolo article Artikel D-H	serie series Serie 546x796	spessore thickness Dicke 96	materiale material Material 1.1730
--	---------------------------------------	-------------------------------------	--------------------------------------	---

Altri materiali sono disponibili a richiesta (1.2085 - 1.2714 - alluminio...)
Other materials available on request (1.2085 - 1.2714 - aluminium...)
Andere Materialien auf Anfrage verfügbar (1.2085 - 1.2714 - Aluminium...)



PSXE



1.1730

S

56
76
96
116
136
156
196

TOOLOX 33

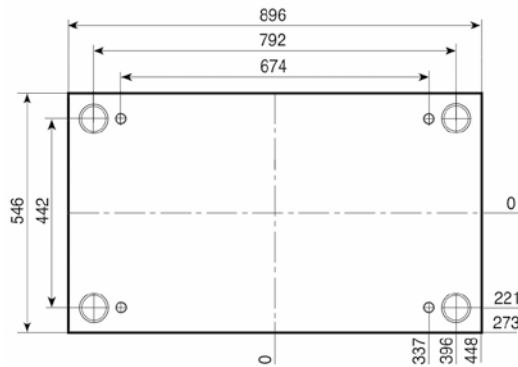
S

56
76
96
116

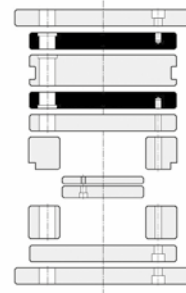
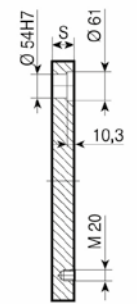
1.2311
1.2738

S

136
156
196



PI-Z



1.1730

S

56
76
96
116
136
156
196

TOOLOX 33

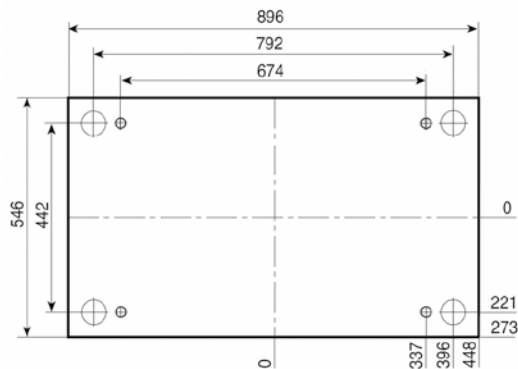
S

56
76
96
116

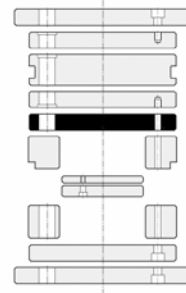
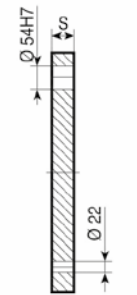
1.2311
1.2738

S

136
156
196



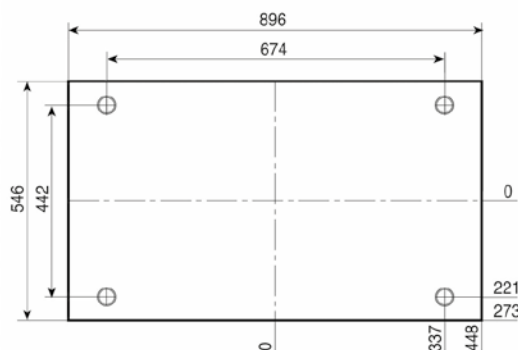
PX-Z



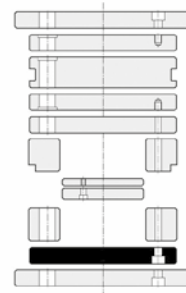
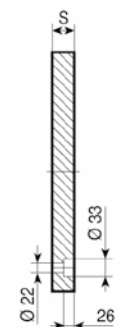
1.1730

S

46
56
76



PF



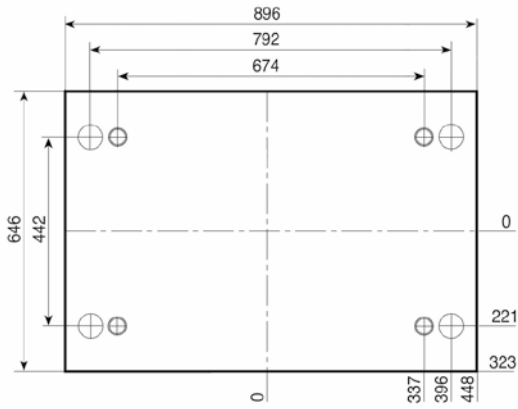
1.1730

S

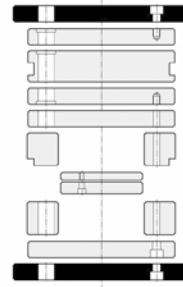
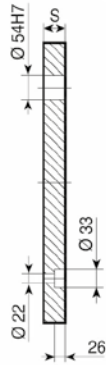
56

Esempio di ordinativo Order example Bestellbeispiel	articolo article Artikel	serie series Serie	spessore thickness Dicke	materiale material Material
	PSXE	546x896	76	1.1730

Altri materiali sono disponibili a richiesta (1.2085 - 1.2714 - alluminio...)
Other materials available on request (1.2085 - 1.2714 - aluminium...)
Andere Materialien auf Anfrage verfügbar (1.2085 - 1.2714 - Aluminium...)

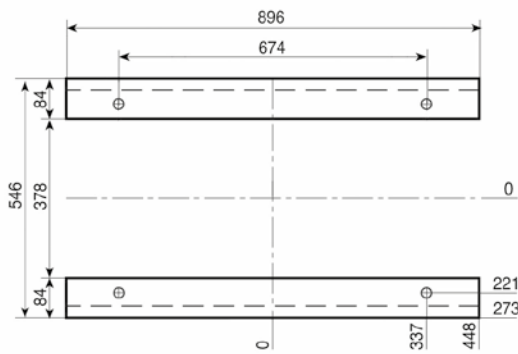


PD

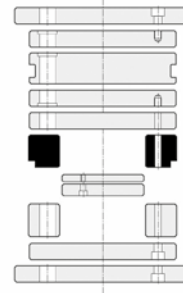


1.1730

S
56

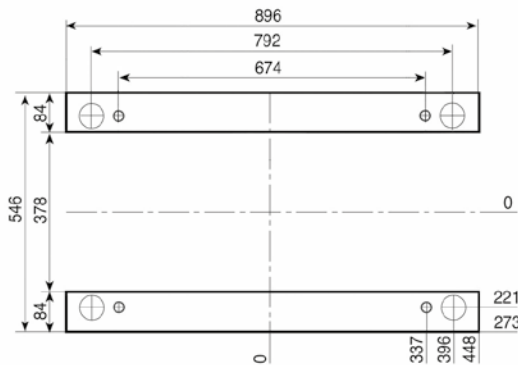


D

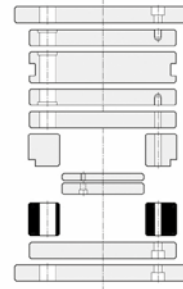


1.1730

S
96
116
136
156

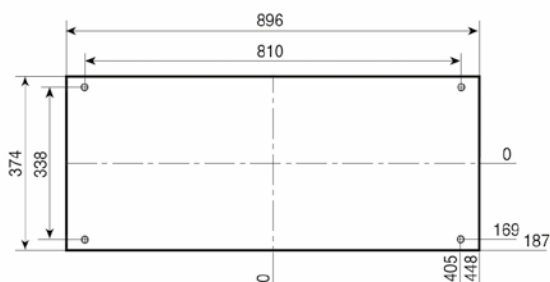


D-H

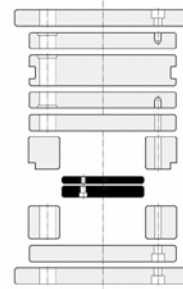
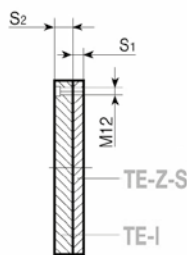


1.1730

S
96
116
136
156



TE-Z { TE-Z-S
TE-I



1.1730

S₁ - 27
S₂ - 27
S₂ - 36

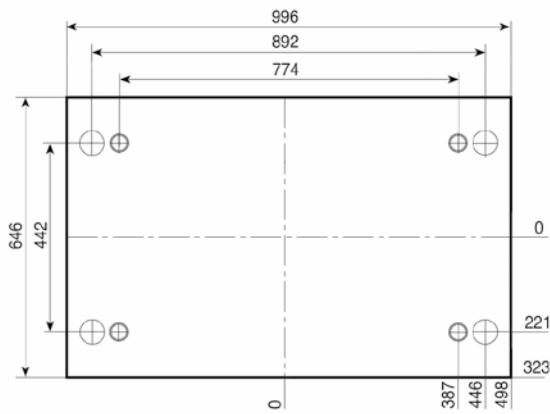
Esempio di ordinativo Order example Bestellbeispiel	articolo article Artikel D-H	serie series Serie 546 x 896	spessore thickness Dicke 96	materiale material Material 1.1730
--	---------------------------------------	---------------------------------------	--------------------------------------	---

Altri materiali sono disponibili a richiesta (1.2085 - 1.2714 - alluminio...)
Other materials available on request (1.2085 - 1.2714 - aluminium...)
Andere Materialien auf Anfrage verfügbar (1.2085 - 1.2714 - Aluminium...)

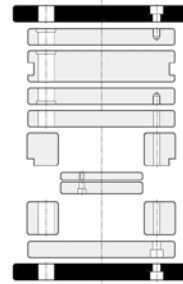
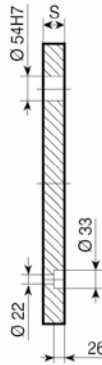
	1.1730	TOOLOX 33	1.2311 1.2738
<p>PSXE</p>	<p>S</p> <p>56 76 96 116 136 156 196</p>	<p>S</p> <p>56 76 96 116</p>	<p>S</p> <p>136 156 196</p>
<p>PI-Z</p>	<p>S</p> <p>56 76 96 116 136 156 196</p>	<p>S</p> <p>56 76 96 116</p>	<p>S</p> <p>136 156 196</p>
<p>PX-Z</p>	<p>S</p> <p>46 56 76</p>		
<p>PF</p>	<p>S</p> <p>56</p>		

Esempio di ordinativo Order example Bestellbeispiel	articolo article Artikel	serie series Serie	spessore thickness Dicke	materiale material Material
	PSXE	546x996	76	1.1730

Altri materiali sono disponibili a richiesta (1.2085 - 1.2714 - alluminio...)
 Other materials available on request (1.2085 - 1.2714 - aluminium...)
 Andere Materialien auf Anfrage verfügbar (1.2085 - 1.2714 - Aluminium...)

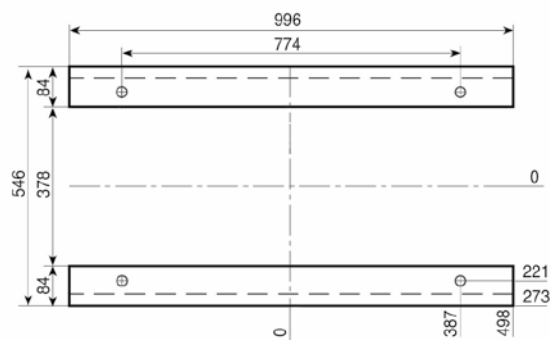


PD

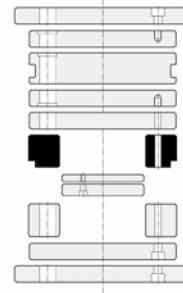


1.1730

S
56

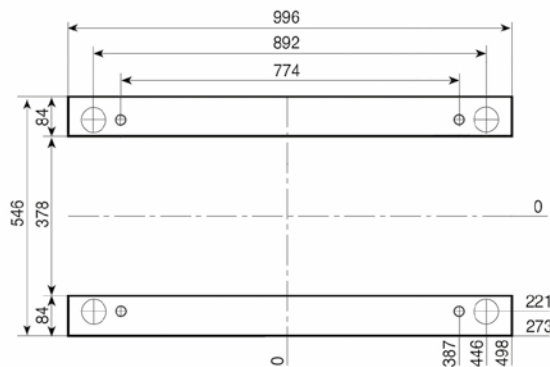


D

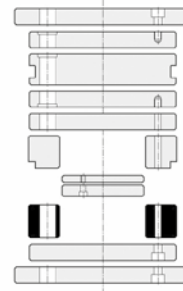


1.1730

S
96
116
136
156

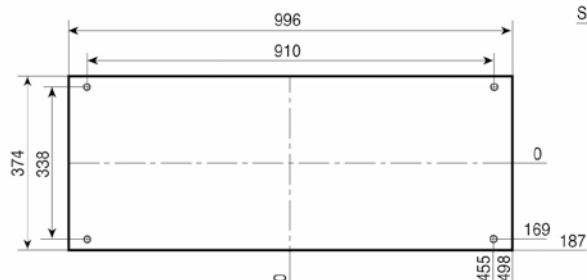


D-H

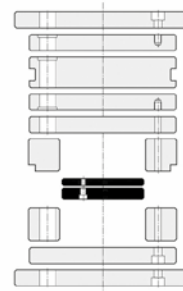
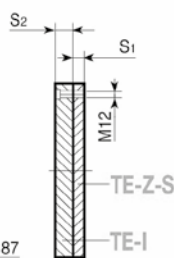


1.1730

S
96
116
136
156



TE-Z { TE-Z-S
TE-I



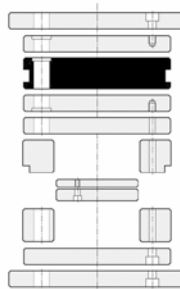
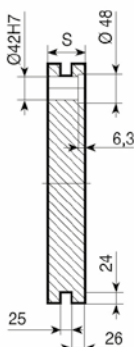
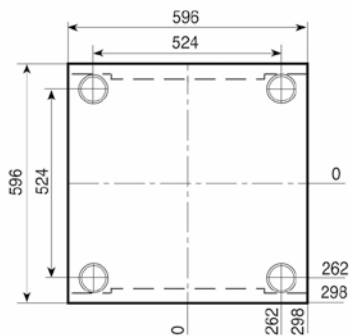
1.1730

S₁ - 27
S₂ - 27
S₂ - 36

Esempio di ordinativo Order example Bestellbeispiel	articolo article Artikel D-H	serie series Serie 546x996	spessore thickness material Dicke 96	materiale material Material 1.1730
--	---------------------------------------	-------------------------------------	--	---

Altri materiali sono disponibili a richiesta (1.2085 - 1.2714 - alluminio...)
Other materials available on request (1.2085 - 1.2714 - aluminium...)
Andere Materialien auf Anfrage verfügbar (1.2085 - 1.2714 - Aluminium...)

PSXE



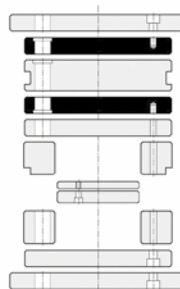
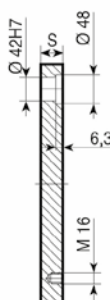
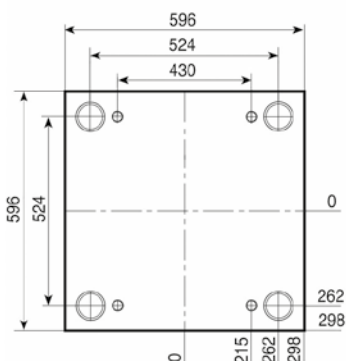
1.1730

TOOLOX 33

1.2311
1.2738

S	S	S
76	76	136
86	86	156
96	96	196
116	116	
136		
156		
196		

PI-Z



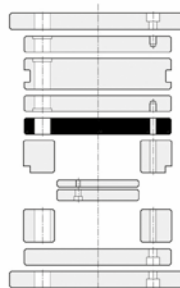
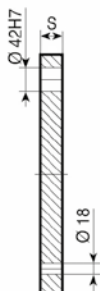
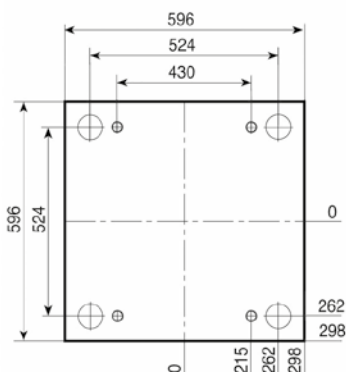
1.1730

TOOLOX 33

1.2311
1.2738

S	S	S
76	76	136
86	86	156
96	96	196
116	116	
136		
156		
196		

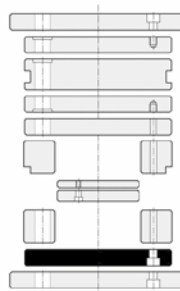
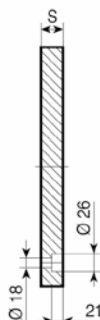
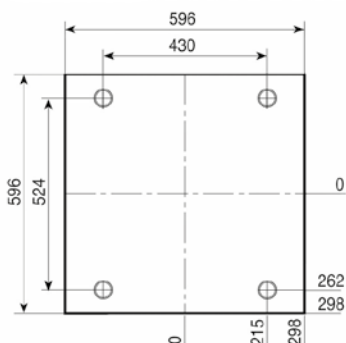
PX-Z



1.1730

S
46
56

PF



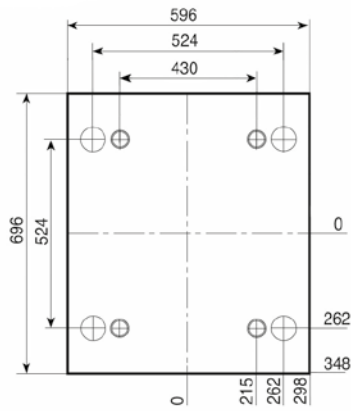
1.1730

S
46
56

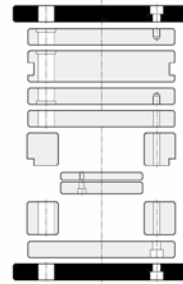
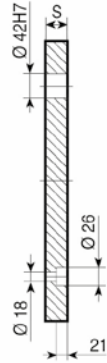
Esempio di ordinativo
Order example
Bestellbeispiel

articolo article Artikel PSXE	serie series Serie 596 x 596	spessore thickness Dicke 76	materiale material Material 1.1730
--	---------------------------------------	--------------------------------------	---

Altri materiali sono disponibili a richiesta (1.2085 - 1.2714 - alluminio...)
Other materials available on request (1.2085 - 1.2714 - aluminium...)
Andere Materialien auf Anfrage verfügbar (1.2085 - 1.2714 - Aluminium...)

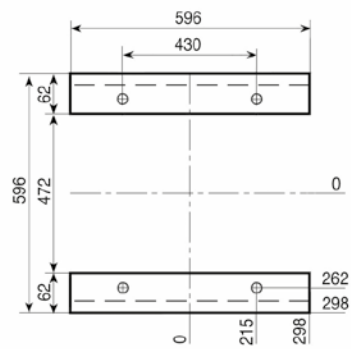


PD

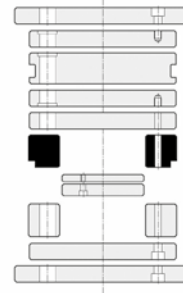


1.1730

S
46
56



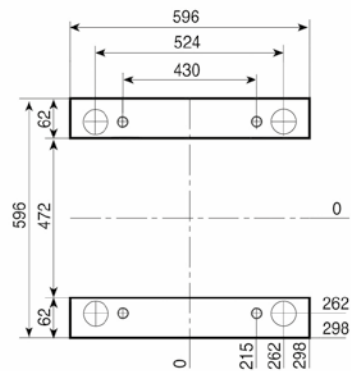
D



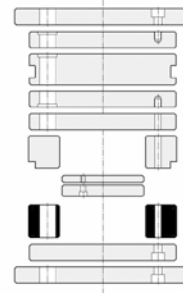
1.1730

S
76
86
96
116
136

596

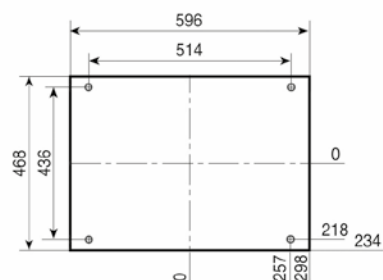


D-H

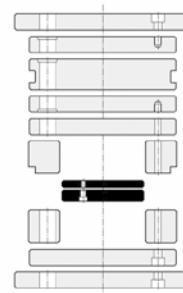
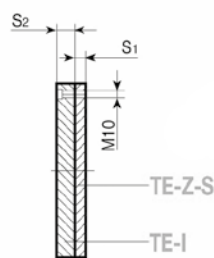


1.1730

S
76
86
96
116
136



TE-Z { TE-Z-S
TE-I



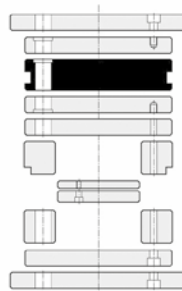
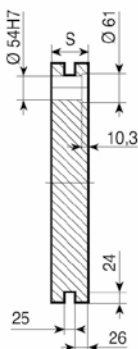
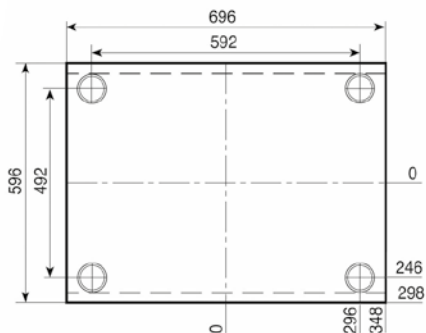
1.1730

S₁ - 27
S₂ - 36

Esempio di ordinativo Order example Bestellbeispiel	articolo article Artikel D-H	serie series Serie 596 x 596	spessore thickness Dicke 96	materiale material Material 1.1730
--	---------------------------------------	---------------------------------------	--------------------------------------	---

Altri materiali sono disponibili a richiesta (1.2085 - 1.2714 - alluminio...)
Other materials available on request (1.2085 - 1.2714 - aluminium...)
Andere Materialien auf Anfrage verfügbar (1.2085 - 1.2714 - Aluminium...)

PSXE



1.1730

TOOLOX 33

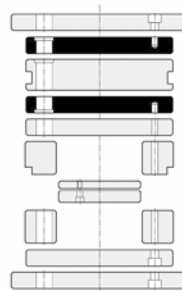
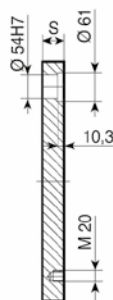
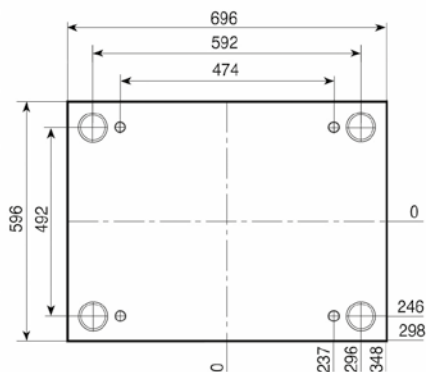
1.2311
1.2738

S
76
86
96
116
136
156
196

S
76
86
96
116

S
136
156
196

PI-Z



1.1730

TOOLOX 33

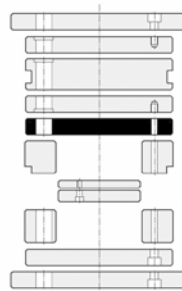
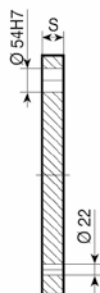
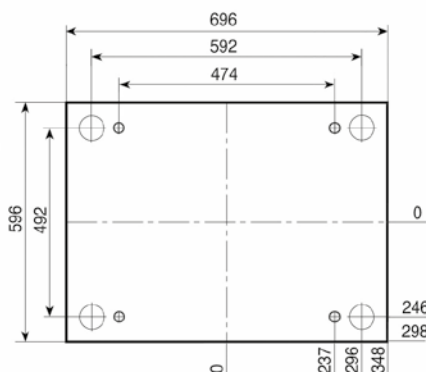
1.2311
1.2738

S
76
86
96
116
136
156
196

S
76
86
96
116

S
136
156
196

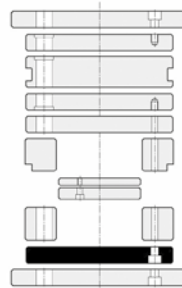
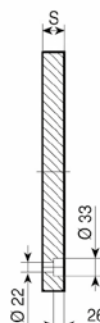
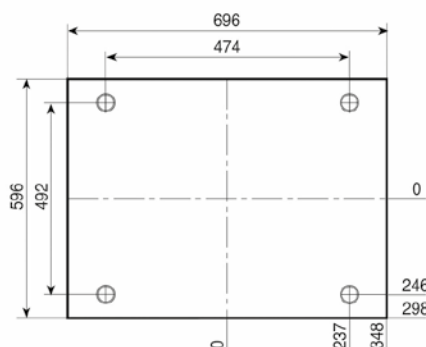
PX-Z



1.1730

S
46
56
76

PF



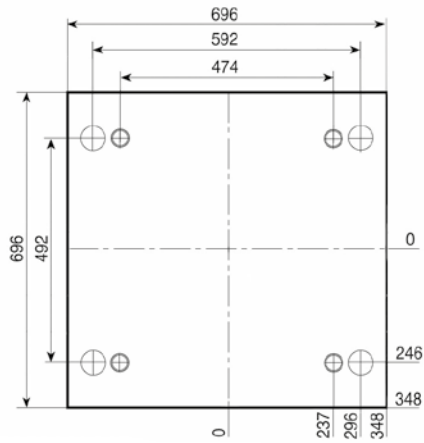
1.1730

S
46
56

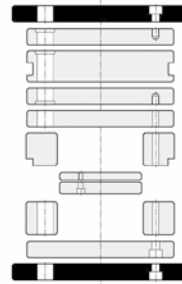
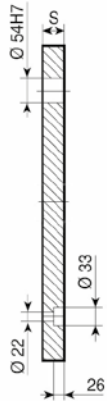
Esempio di ordinativo
Order example
Bestellbeispiel

articolo article Artikel PSXE	serie series Serie 596 x 696	spessore thickness Dicke 76	materiale material Material 1.1730
--	---------------------------------------	--------------------------------------	---

Altri materiali sono disponibili a richiesta (1.2085 - 1.2714 - alluminio...)
Other materials available on request (1.2085 - 1.2714 - aluminium...)
Andere Materialien auf Anfrage verfügbar (1.2085 - 1.2714 - Aluminium...)

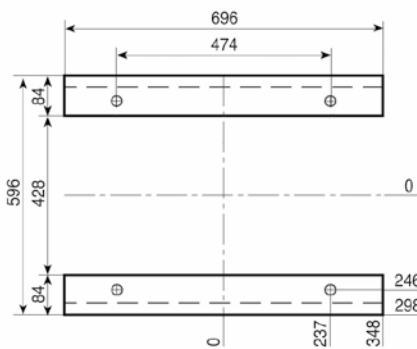


PD

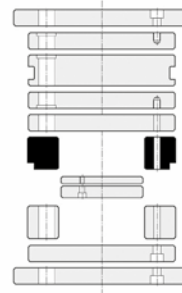


1.1730

S
46
56

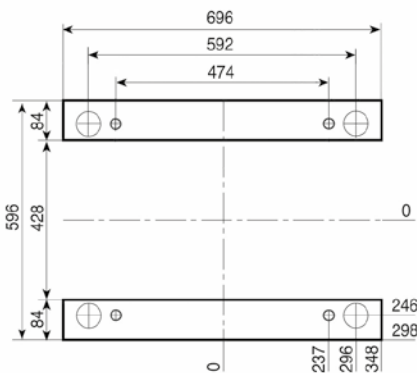


D

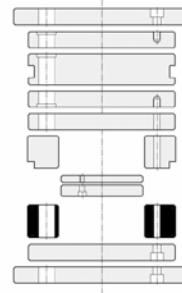


1.1730

S
76
86
96
116
136

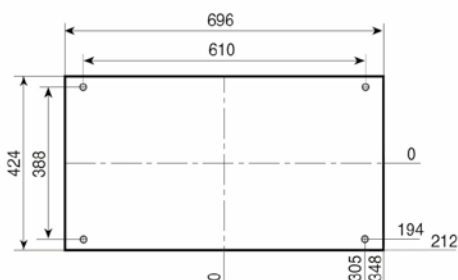


D-H

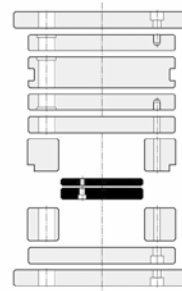
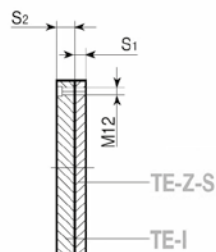


1.1730

S
76
86
96
116
136



TE-Z { TE-Z-S
TE-I



1.1730

S₁ - 27
S₂ - 36

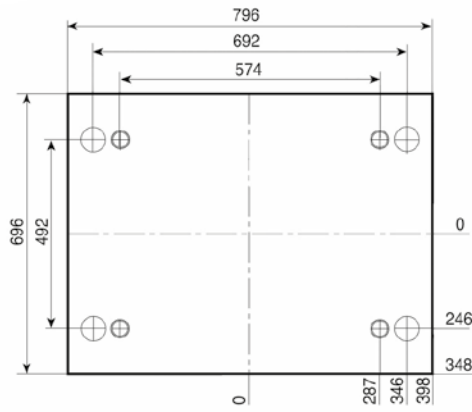
Esempio di ordinativo Order example Bestellbeispiel	articolo article Artikel D-H	serie series Serie 596 x 696	spessore thickness Dicke 96	materiale material Material 1.1730
--	---------------------------------------	---------------------------------------	--------------------------------------	---

Altri materiali sono disponibili a richiesta (1.2085 - 1.2714 - alluminio...)
Other materials available on request (1.2085 - 1.2714 - aluminium...)
Andere Materialien auf Anfrage verfügbar (1.2085 - 1.2714 - Aluminium...)

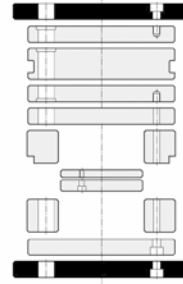
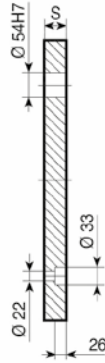
			<p>1.1730</p> <p>S</p> <p>76 86 96 116 136 156 196</p>	<p>TOOLOX 33</p> <p>S</p> <p>76 86 96 116</p>	<p>1.2311</p> <p>S</p> <p>136 156 196</p>			
			<p>1.1730</p> <p>S</p> <p>76 86 96 116 136 156 196</p>	<p>TOOLOX 33</p> <p>S</p> <p>76 86 96 116</p>	<p>1.2311</p> <p>S</p> <p>136 156 196</p>			
			<p>1.1730</p> <p>S</p> <p>46 56 76</p>					
			<p>1.1730</p> <p>S</p> <p>46 56</p>					

Esempio di ordinativo	articolo	serie	spessore	materiale
Order example	article	series	thickness	material
Bestellbeispiel	Artikel	Serie	Dicke	Material
	PSXE	596x796	76	1.1730

Altri materiali sono disponibili a richiesta (1.2085 - 1.2714 - alluminio...)
 Other materials available on request (1.2085 - 1.2714 - aluminium...)
 Andere Materialien auf Anfrage verfügbar (1.2085 - 1.2714 - Aluminium...)

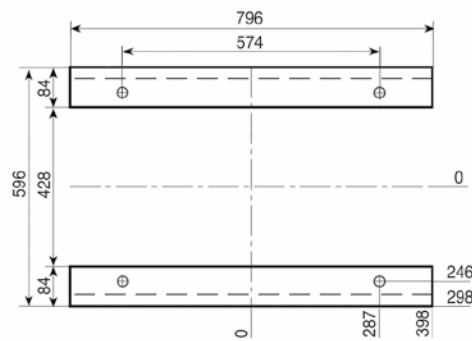


PD

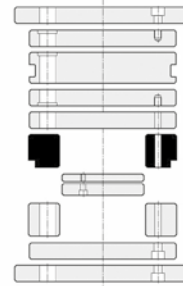


1.1730

S
46
56

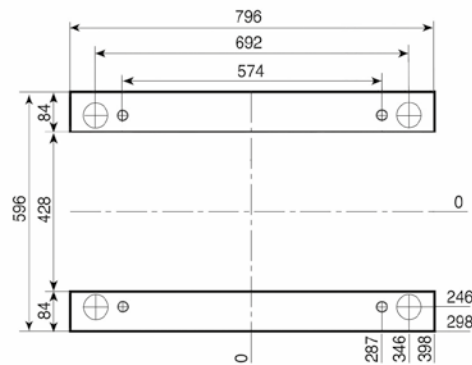


D

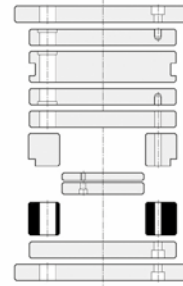


1.1730

S
76
86
96
116
136

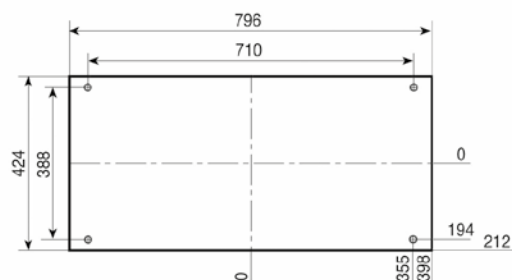


D-H

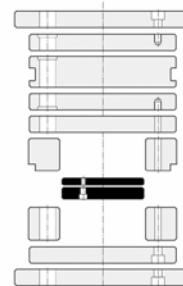
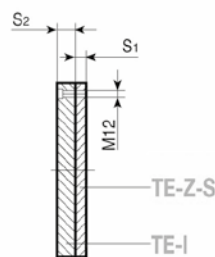


1.1730

S
76
86
96
116
136



TE-Z { TE-Z-S
TE-I

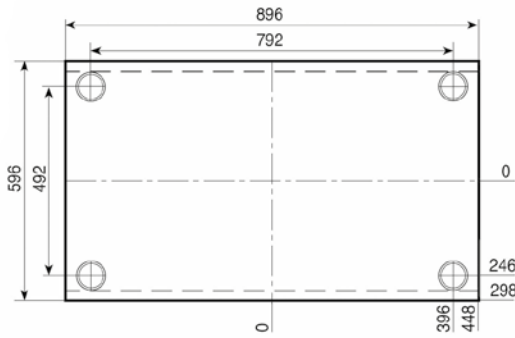


1.1730

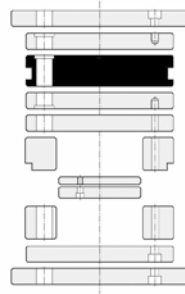
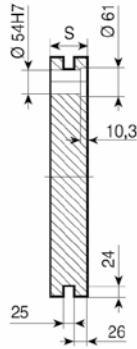
S₁ - 27
S₂ - 36

Esempio di ordinativo Order example Bestellbeispiel	articolo article Artikel	serie series Serie	spessore thickness Dicke	materiale material Material
	D-H	596 x 796	96	1.1730

Altri materiali sono disponibili a richiesta (1.2085 - 1.2714 - alluminio...)
Other materials available on request (1.2085 - 1.2714 - aluminium...)
Andere Materialien auf Anfrage verfügbar (1.2085 - 1.2714 - Aluminium...)



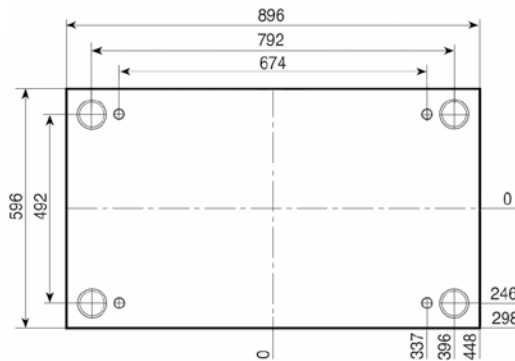
PSXE



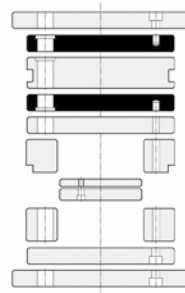
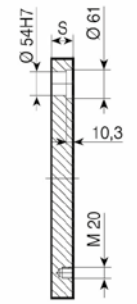
1.1730
S
76
86
96
116
136
156
196

TOOLOX 33
S
76
86
96
116

1.2311
1.2738
S
136
156
196



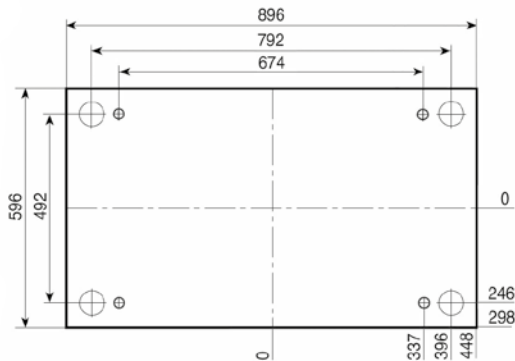
PI-Z



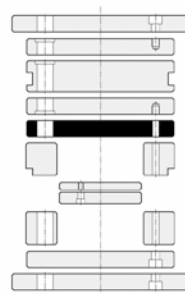
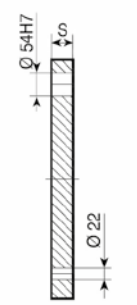
1.1730
S
76
86
96
116
136
156
196

TOOLOX 33
S
76
86
96
116

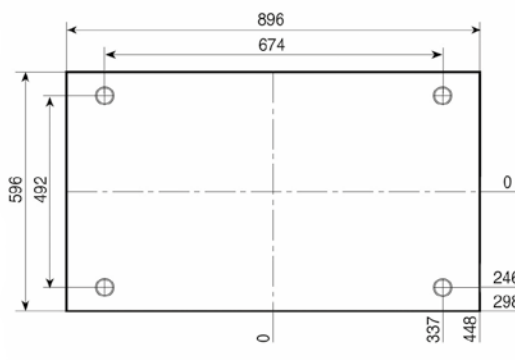
1.2311
1.2738
S
136
156
196



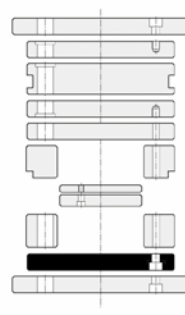
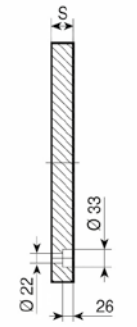
PX-Z



1.1730
S
46
56
76



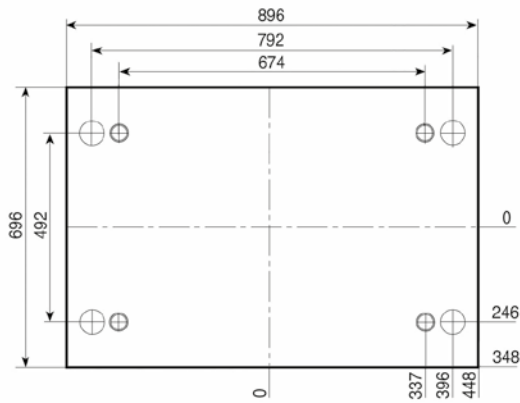
PF



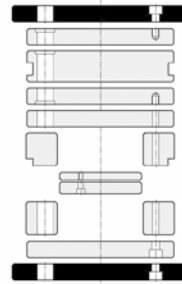
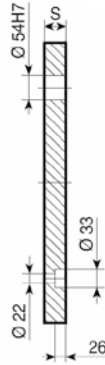
1.1730
S
46
56

Esempio di ordinativo	articolo	serie	spessore	materiale
Order example	article	series	thickness	material
Bestellbeispiel	Artikel	Serie	Dicke	Material
	PSXE	596 x 896	76	1.1730

Altri materiali sono disponibili a richiesta (1.2085 - 1.2714 - alluminio...)
Other materials available on request (1.2085 - 1.2714 - aluminium...)
Andere Materialien auf Anfrage verfügbar (1.2085 - 1.2714 - Aluminium...)

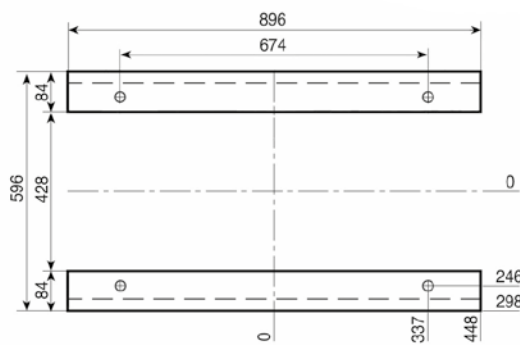


PD

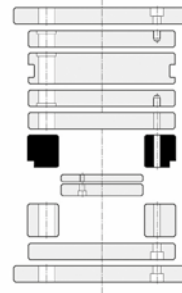


1.1730

S
46
56

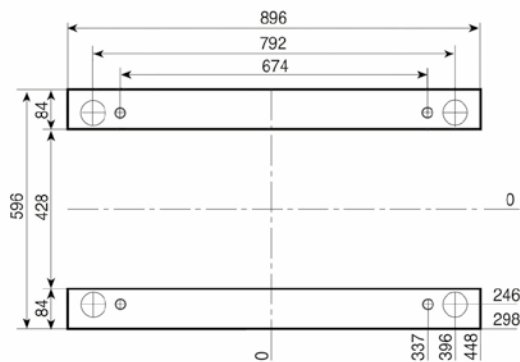


D

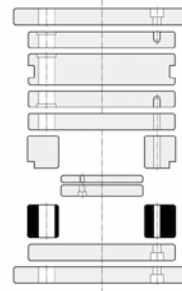


1.1730

S
76
86
96
116
136



D-H

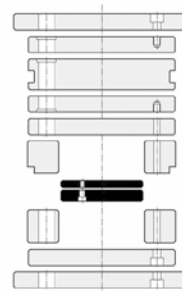
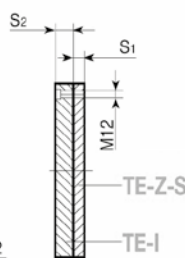


1.1730

S
76
86
96
116
136



TE-Z { TE-Z-S
TE-I



1.1730

S₁ - 27
S₂ - 36

Esempio di ordinativo Order example Bestellbeispiel	articolo article Artikel D-H	serie series Serie 596 x 896	spessore thickness Dicke 96	materiale material Material 1.1730
--	---------------------------------------	---------------------------------------	--------------------------------------	---

Altri materiali sono disponibili a richiesta (1.2085 - 1.2714 - alluminio...)
Other materials available on request (1.2085 - 1.2714 - aluminium...)
Andere Materialien auf Anfrage verfügbar (1.2085 - 1.2714 - Aluminium...)

PSXE

1.1730	TOOLOX 33	1.2311 1.2738
S	S	S
76	76	136
86	86	156
96	96	196
116	116	
136		
156		
196		

PI-Z

1.1730	TOOLOX 33	1.2311 1.2738
S	S	S
76	76	136
86	86	156
96	96	196
116	116	
136		
156		
196		

PX-Z

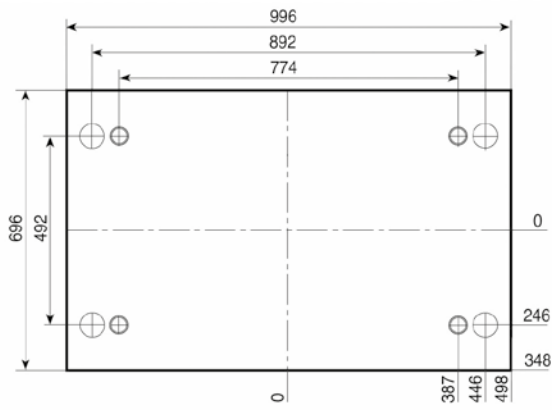
1.1730		
S		
46		
56		
76		

PF

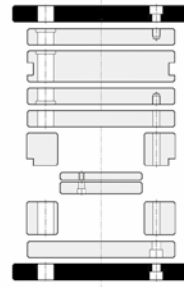
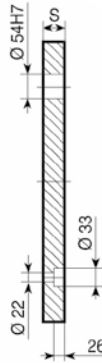
1.1730		
S		
46		
56		

Esempio di ordinativo	articolo	serie	spessore	materiale
Order example	article	series	thickness	material
Bestellbeispiel	Artikel	Serie	Dicke	Material
	PSXE	596 x 996	76	1.1730

Altri materiali sono disponibili a richiesta (1.2085 - 1.2714 - alluminio...)
 Other materials available on request (1.2085 - 1.2714 - aluminium...)
 Andere Materialien auf Anfrage verfügbar (1.2085 - 1.2714 - Aluminium...)

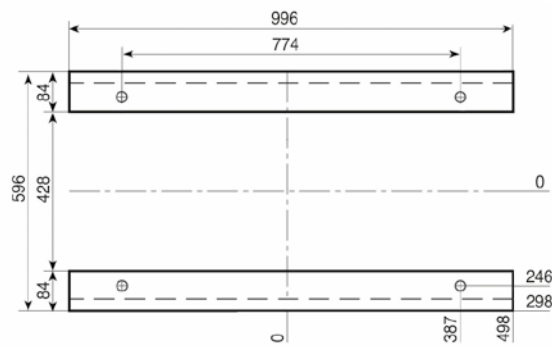


PD

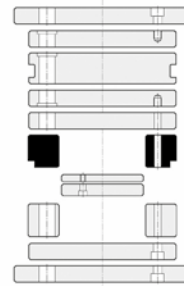


1.1730

S
46
56

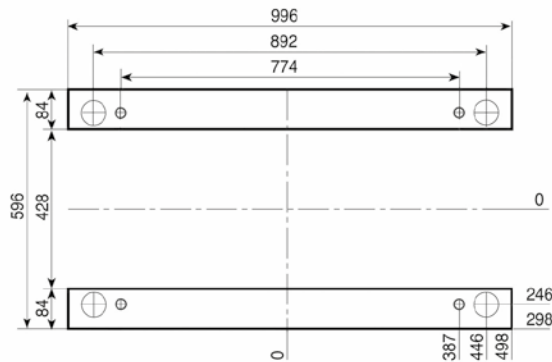


D

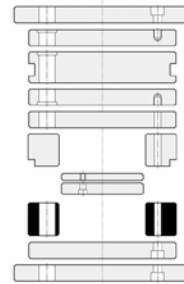


1.1730

S
76
86
96
116
136

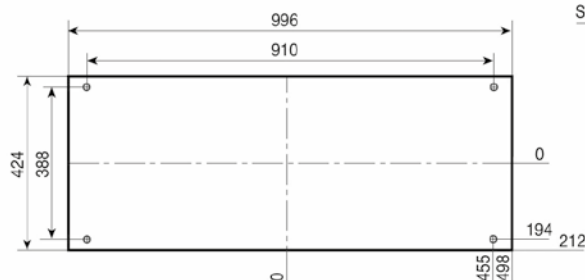


D-H

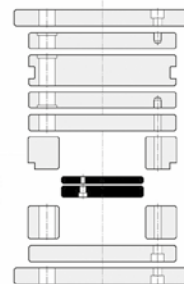
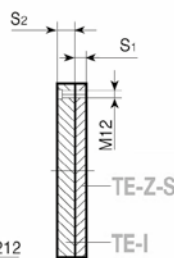


1.1730

S
76
86
96
116
136



TE-Z { TE-Z-S
TE-I



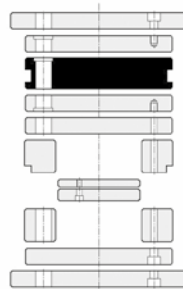
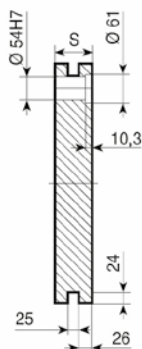
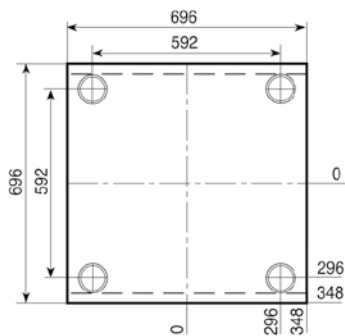
1.1730

S₁ - 27
S₂ - 36

Esempio di ordinativo Order example Bestellbeispiel	articolo article Artikel D-H	serie series Serie 596 x 996	spessore thickness Dicke 96	materiale material Material 1.1730
--	---------------------------------------	---------------------------------------	--------------------------------------	---

Altri materiali sono disponibili a richiesta (1.2085 - 1.2714 - alluminio...)
Other materials available on request (1.2085 - 1.2714 - aluminium...)
Andere Materialien auf Anfrage verfügbar (1.2085 - 1.2714 - Aluminium...)

PSXE



1.1730

TOOLOX 33

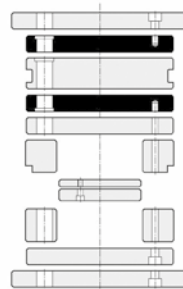
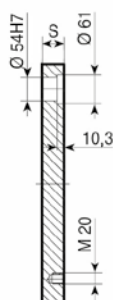
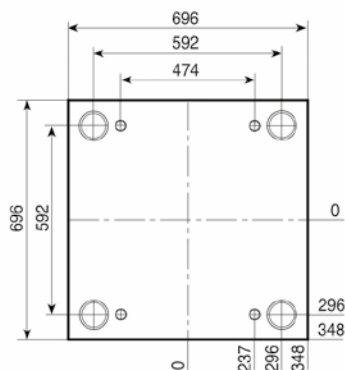
1.2311
1.2738

S
76
86
96
116
136
156
196

S
76
86
96
116

S
136
156
196

PI-Z



1.1730

TOOLOX 33

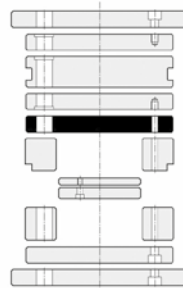
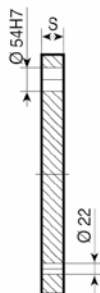
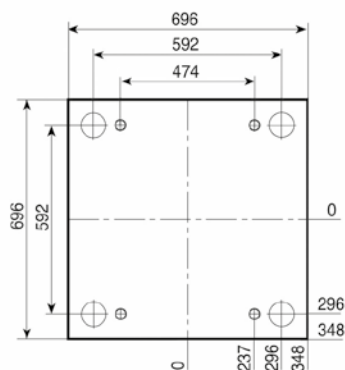
1.2311
1.2738

S
76
86
96
116
136
156
196

S
76
86
96
116

S
136
156
196

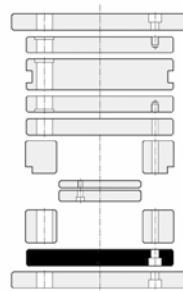
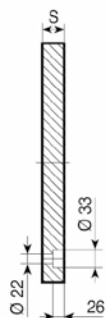
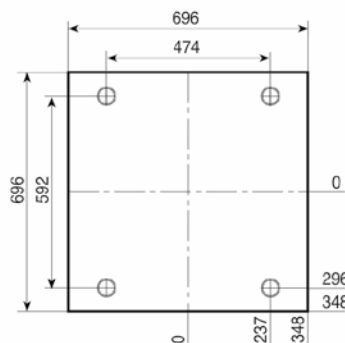
PX-Z



1.1730

S
46
56
76

PF



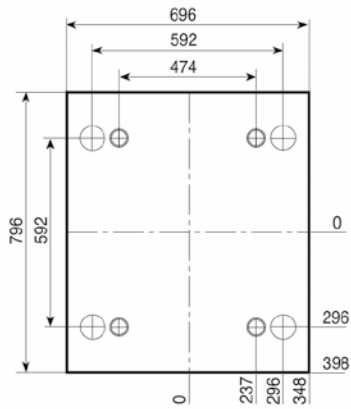
1.1730

S
56
76

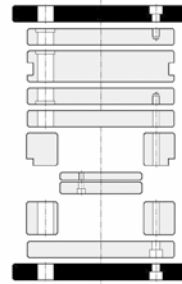
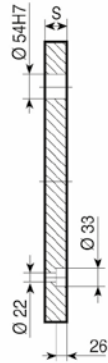
Esempio di ordinativo
Order example
Bestellbeispiel

articolo article Artikel PSXE	serie series Serie 696 x 696	spessore thickness material Dicke 76	materiale material Material 1.1730
--	---------------------------------------	--	---

Altri materiali sono disponibili a richiesta (1.2085 - 1.2714 - alluminio...)
Other materials available on request (1.2085 - 1.2714 - aluminium...)
Andere Materialien auf Anfrage verfügbar (1.2085 - 1.2714 - Aluminium...)

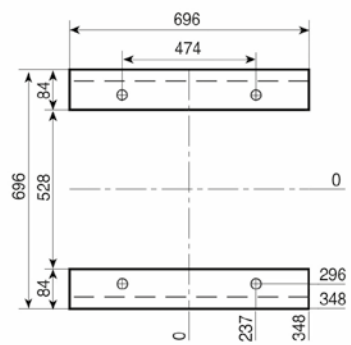


PD

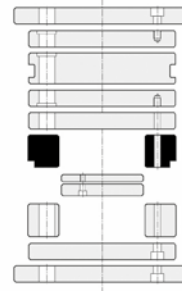


1.1730

S
76

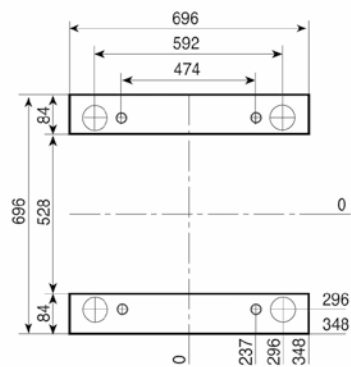


D

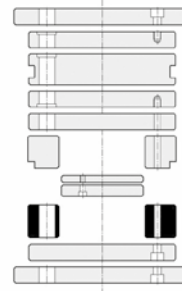


1.1730

S
76
86
96
116
136

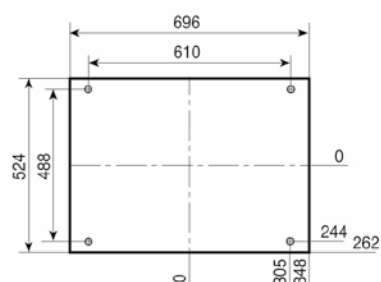


D-H

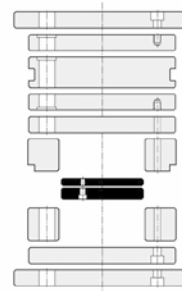
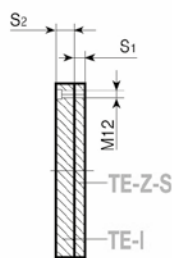


1.1730

S
76
86
96
116
136



TE-Z { TE-Z-S
TE-I



1.1730

S₁ - 27
S₂ - 36

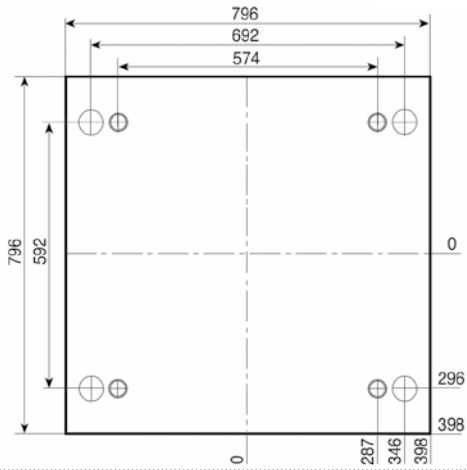
Esempio di ordinativo Order example Bestellbeispiel	articolo article Artikel D-H	serie series Serie 696 x 696	spessore thickness Dicke 96	materiale material Material 1.1730
--	--	--	---	--

Altri materiali sono disponibili a richiesta (1.2085 - 1.2714 - alluminio...)
Other materials available on request (1.2085 - 1.2714 - aluminium...)
Andere Materialien auf Anfrage verfügbar (1.2085 - 1.2714 - Aluminium...)

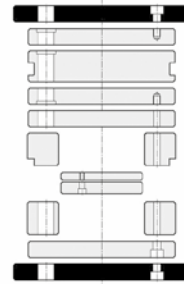
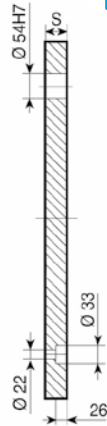
			1.1730	TOOLOX 33	1.2311 1.2738
	<p>PSXE</p>		S	S	S
			76	76	136
			96	96	156
			116	116	196
			136		
156					
196					
	<p>PI-Z</p>		S	S	S
			76	76	136
			96	96	156
			116	116	196
			136		
156					
196					
	<p>PX-Z</p>		S		
			46		
			56		
			76		
	<p>PF</p>		S		
			56		
			76		

Esempio di ordinativo Order example Bestellbeispiel	articolo article Artikel	serie series Serie	spessore thickness Dicke	materiale material Material
	PSXE	696x796	76	1.1730

Altri materiali sono disponibili a richiesta (1.2085 - 1.2714 - alluminio...)
 Other materials available on request (1.2085 - 1.2714 - aluminium...)
 Andere Materialien auf Anfrage verfügbar (1.2085 - 1.2714 - Aluminium...)

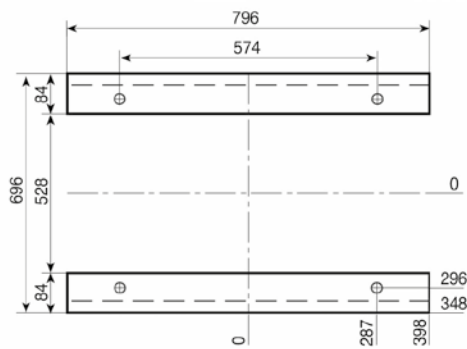


PD

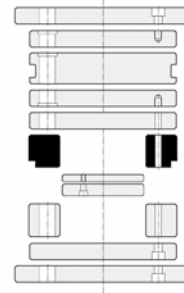


1.1730

S
76

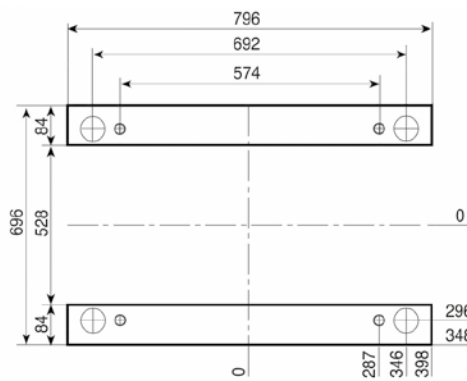


D

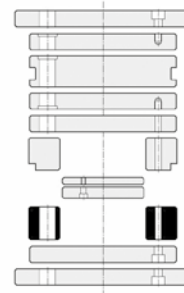


1.1730

S
96
116
136
156

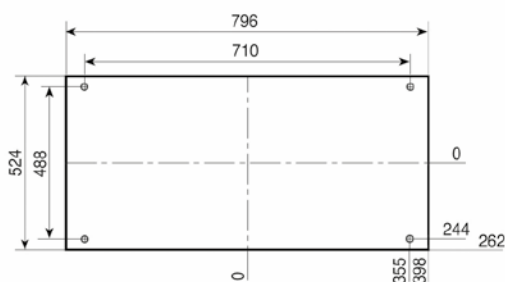


D-H

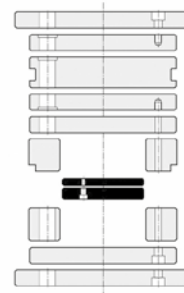
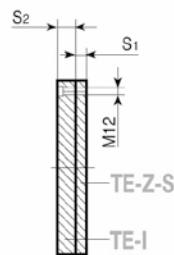


1.1730

S
96
116
136
156



TE-Z {TE-Z-S
TE-I



1.1730

S₁ - 27
S₂ - 36

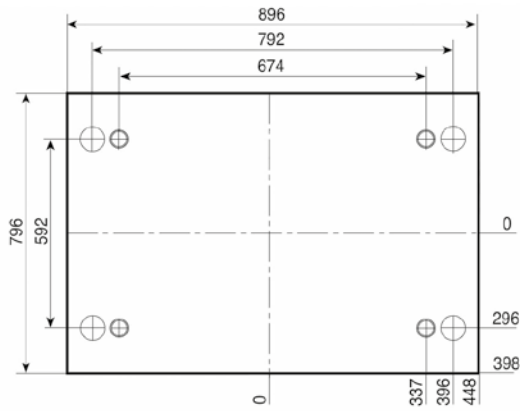
Esempio di ordinativo Order example Bestellbeispiel	articolo article Artikel	serie series Serie	spessore thickness Dicke	materiale material Material
	D-H	696 x 796	96	1.1730

Altri materiali sono disponibili a richiesta (1.2085 - 1.2714 - alluminio...)
Other materials available on request (1.2085 - 1.2714 - aluminium...)
Andere Materialien auf Anfrage verfügbar (1.2085 - 1.2714 - Aluminium...)

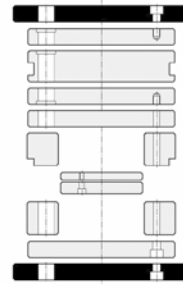
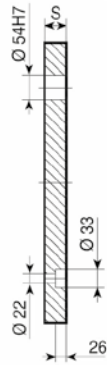
			1.1730	TOOLOX 33	1.2311 1.2738
	<p>PSXE</p>		S	S	S
			76	76	136
			96	96	156
			116	116	196
			136		
	<p>PI-Z</p>		S	S	S
			76	76	136
			96	96	156
			116	116	196
			136		
	<p>PX-Z</p>		S		
			46		
			56		
			76		
	<p>PF</p>		S		
			56		
			76		

Esempio di ordinativo Order example Bestellbeispiel	articolo article Artikel	serie series Serie	spessore thickness Dicke	materiale material material
	PSXE	696 x 896	76	1.1730

Altri materiali sono disponibili a richiesta (1.2085 - 1.2714 - alluminio...)
 Other materials available on request (1.2085 - 1.2714 - aluminium...)
 Andere Materialien auf Anfrage verfügbar (1.2085 - 1.2714 - Aluminium...)

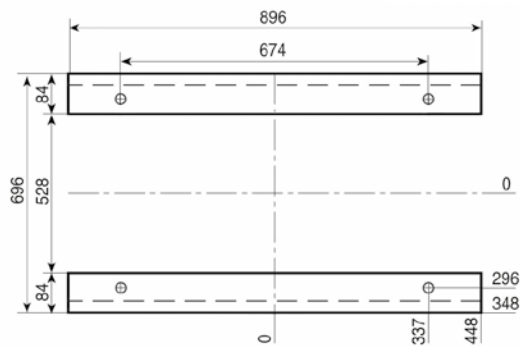


PD

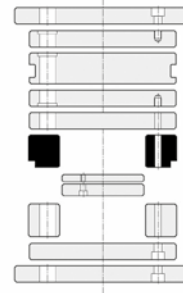


1.1730

S
76

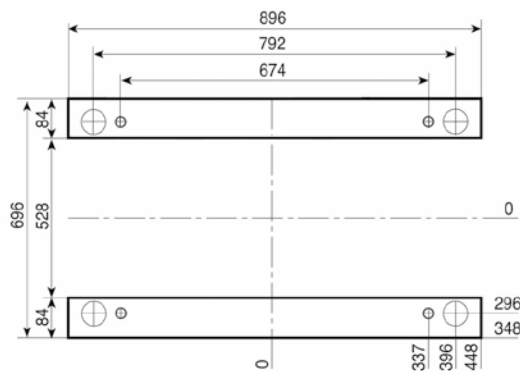


D

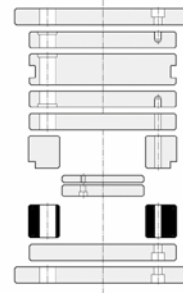


1.1730

S
96
116
136
156

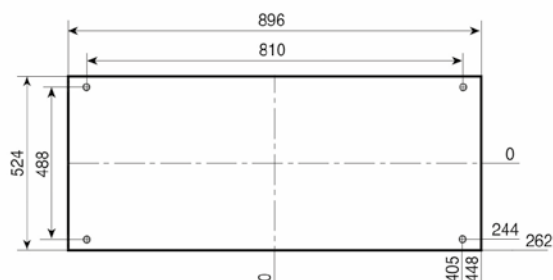


D-H

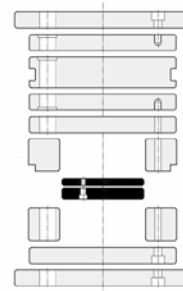
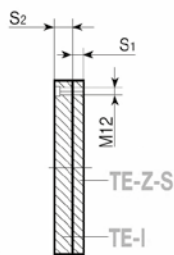


1.1730

S
96
116
136
156



TE-Z {TE-Z-S
TE-I



1.1730

S₁ - 27
S₂ - 36

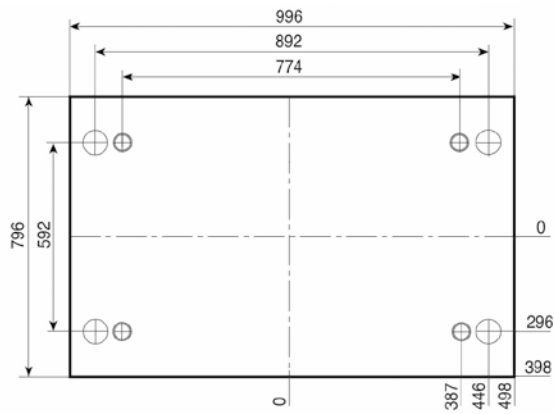
Esempio di ordinativo Order example Bestellbeispiel	articolo article Artikel D-H	serie series Serie 696 x 896	spessore thickness Dicke 96	materiale material Material 1.1730
--	---------------------------------------	---------------------------------------	--------------------------------------	---

Altri materiali sono disponibili a richiesta (1.2085 - 1.2714 - alluminio...)
Other materials available on request (1.2085 - 1.2714 - aluminium...)
Andere Materialien auf Anfrage verfügbar (1.2085 - 1.2714 - Aluminium...)

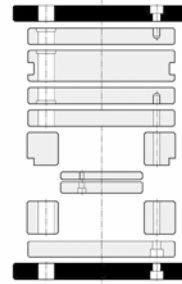
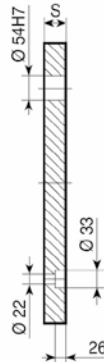
	<p>PSXE</p>	<p>1.1730</p> <p>S</p> <p>76 96 116 136 156 196</p>	<p>TOOLOX 33</p> <p>S</p> <p>76 96 116</p>	<p>1.2311 1.2738</p> <p>S</p> <p>136 156 196</p>				
	<p>PI-Z</p>	<p>1.1730</p> <p>S</p> <p>76 96 116 136 156 196</p>	<p>TOOLOX 33</p> <p>S</p> <p>76 96 116</p>	<p>1.2311 1.2738</p> <p>S</p> <p>136 156 196</p>				
	<p>PX-Z</p>	<p>1.1730</p> <p>S</p> <p>46 56 76</p>						
	<p>PF</p>	<p>1.1730</p> <p>S</p> <p>56 76</p>						

Esempio di ordinativo	articolo	serie	spessore	materiale
Order example	article	series	thickness	material
Bestellbeispiel	Artikel	Serie	Dicke	Material
	PSXE	696x996	76	1.1730

Altri materiali sono disponibili a richiesta (1.2085 - 1.2714 - alluminio...)
 Other materials available on request (1.2085 - 1.2714 - aluminium...)
 Andere Materialien auf Anfrage verfügbar (1.2085 - 1.2714 - Aluminium...)

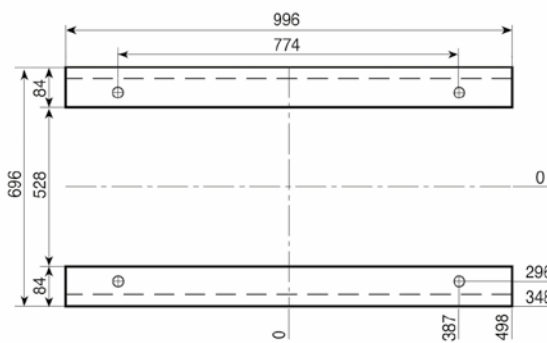


PD

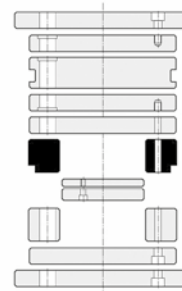


1.1730

S
76

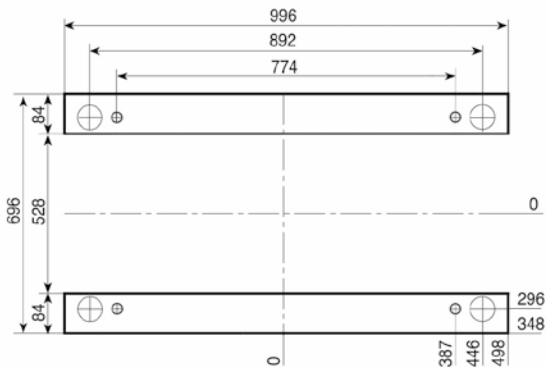


D

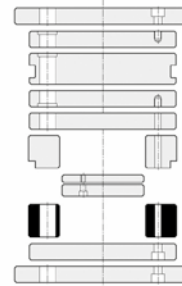


1.1730

S
96
116
136
156

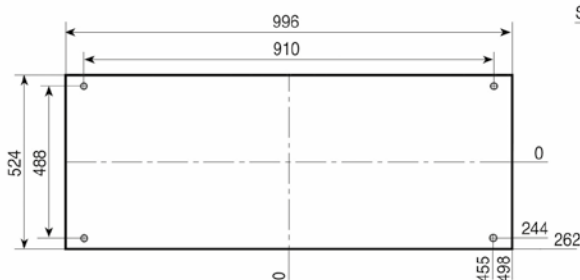


D-H

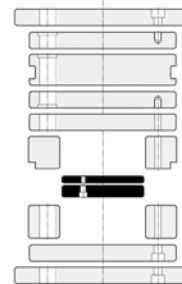
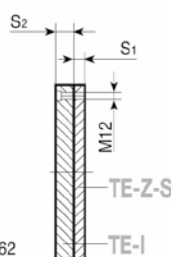


1.1730

S
96
116
136
156



TE-Z {TE-Z-S
TE-I



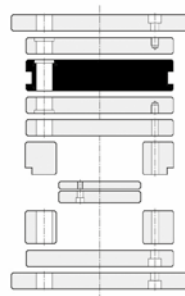
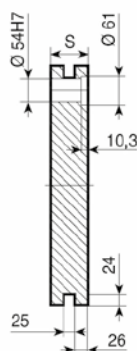
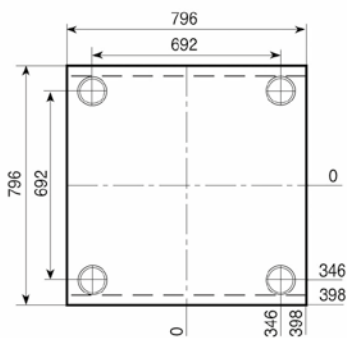
1.1730

S₁ - 27
S₂ - 36

Esempio di ordinativo Order example Bestellbeispiel	articolo article Artikel D-H	serie series Serie 696 x 996	spessore thickness Dicke 96	materiale material Material 1.1730
--	---------------------------------------	---------------------------------------	--------------------------------------	---

Altri materiali sono disponibili a richiesta (1.2085 - 1.2714 - alluminio...)
Other materials available on request (1.2085 - 1.2714 - aluminium...)
Andere Materialien auf Anfrage verfügbar (1.2085 - 1.2714 - Aluminium...)

PSXE



1.1730

TOOLOX 33

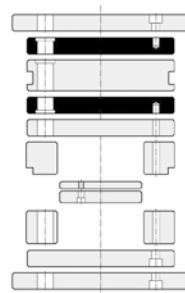
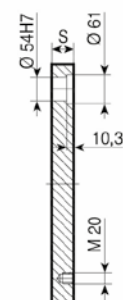
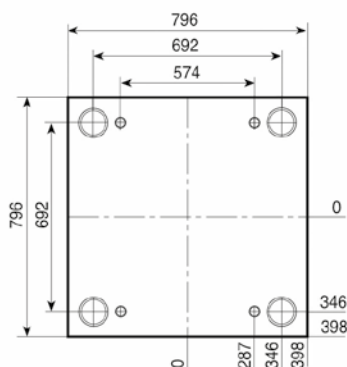
1.2311
1.2738

S
76
96
116
136
156
196

S
76
96
116

S
136
156
196

PI-Z



1.1730

TOOLOX 33

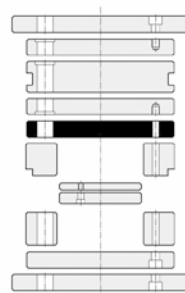
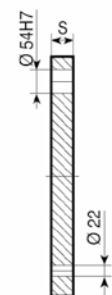
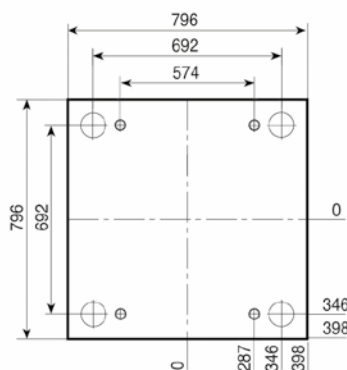
1.2311
1.2738

S
76
96
116
136
156
196

S
76
96
116

S
136
156
196

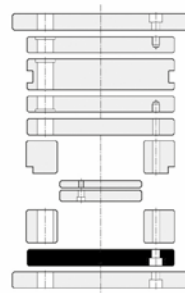
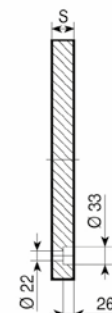
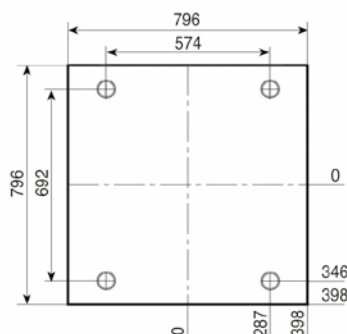
PX-Z



1.1730

S
46
56
76

PF



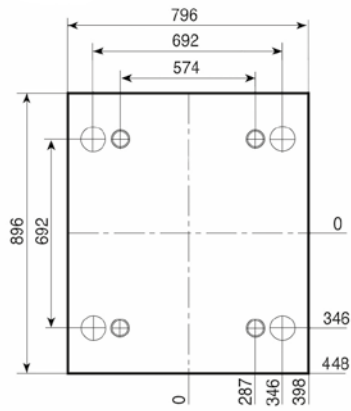
1.1730

S
56
76

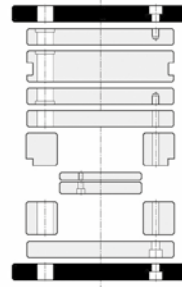
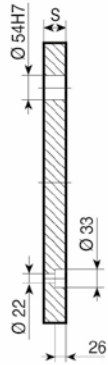
Esempio di ordinativo
Order example
Bestellbeispiel

articolo article Artikel PSXE	serie series Serie 796x796	spessore thickness Dicke 76	materiale material Material 1.1730
--	-------------------------------------	--------------------------------------	---

Altri materiali sono disponibili a richiesta (1.2085 - 1.2714 - alluminio...)
Other materials available on request (1.2085 - 1.2714 - aluminium...)
Andere Materialien auf Anfrage verfügbar (1.2085 - 1.2714 - Aluminium...)

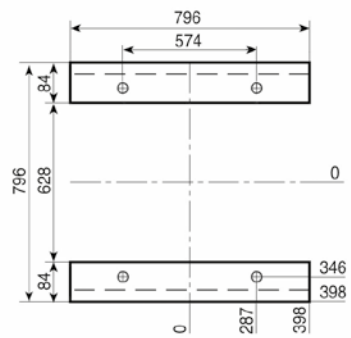


PD

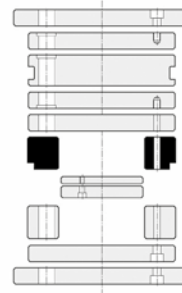


1.1730

S
76

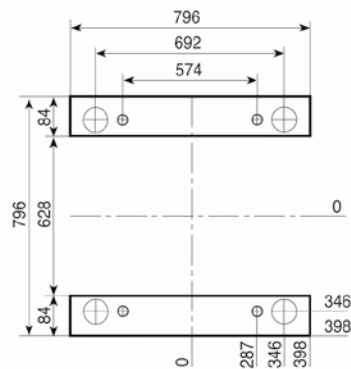


D

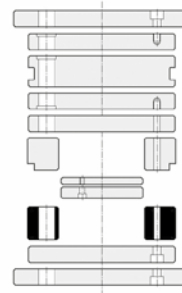


1.1730

S
96
116
136
156

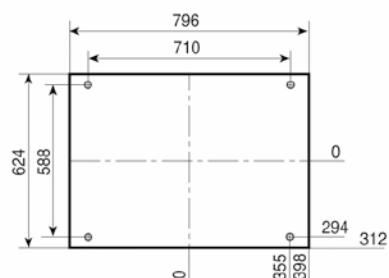


D-H

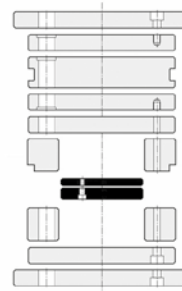
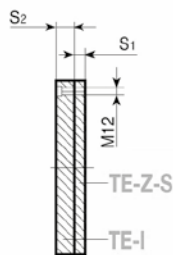


1.1730

S
96
116
136
156



TE-Z { TE-Z-S
TE-I



1.1730

S₁ - 27
S₂ - 46

Esempio di ordinativo
Order example
Bestellbeispiel

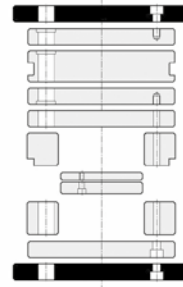
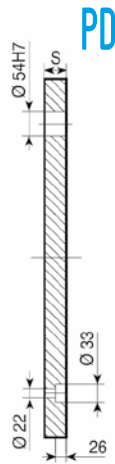
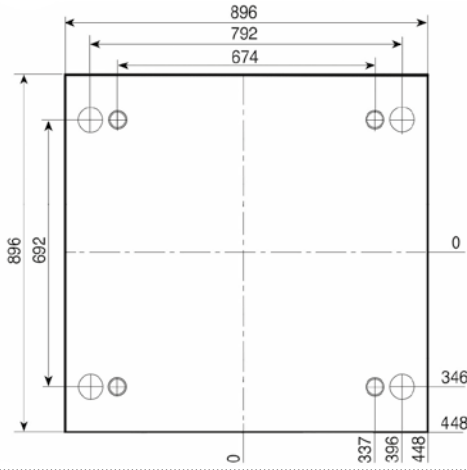
articolo article Artikel	serie series Serie	spessore thickness Dicke	materiale material Material
D-H	796x796	96	1.1730

Altri materiali sono disponibili a richiesta (1.2085 - 1.2714 - alluminio...)
Other materials available on request (1.2085 - 1.2714 - aluminium...)
Andere Materialien auf Anfrage verfügbar (1.2085 - 1.2714 - Aluminium...)

			1.1730	TOOLOX 33	1.2311 1.2738
<p>PSXE</p>			<p>S</p> <p>76 96 116 136 156 196</p>	<p>S</p> <p>76 96 116</p>	<p>S</p> <p>136 156 196</p>
<p>PI-Z</p>			<p>S</p> <p>76 96 116 136 156 196</p>	<p>S</p> <p>76 96 116</p>	<p>S</p> <p>136 156 196</p>
<p>PX-Z</p>			<p>S</p> <p>46 56 76</p>		
<p>PF</p>			<p>S</p> <p>56 76</p>		

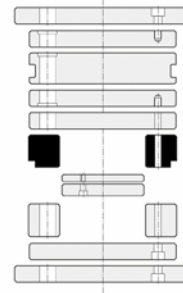
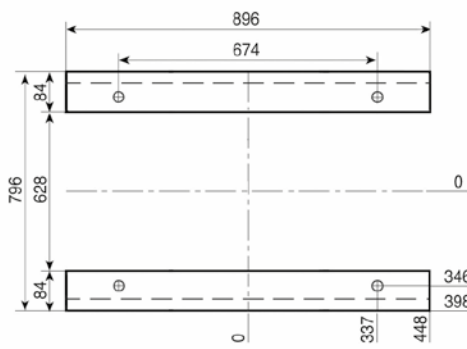
Esempio di ordinativo Order example Bestellbeispiel	articolo article Artikel	serie series Serie	spessore thickness Dicke	materiale material Material
	PSXE	796x896	76	1.1730

Altri materiali sono disponibili a richiesta (1.2085 - 1.2714 - alluminio...)
 Other materials available on request (1.2085 - 1.2714 - aluminium...)
 Andere Materialien auf Anfrage verfügbar (1.2085 - 1.2714 - Aluminium...)



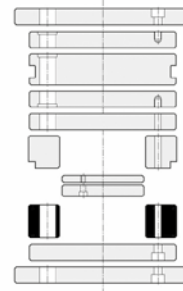
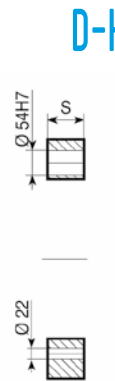
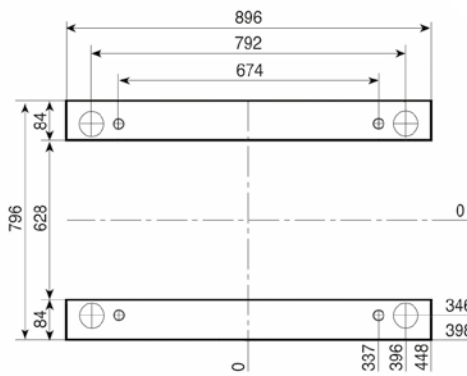
1.1730

S
76



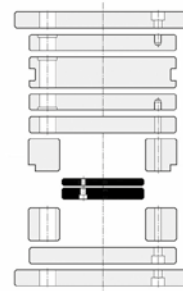
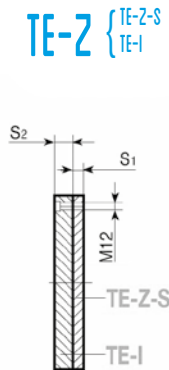
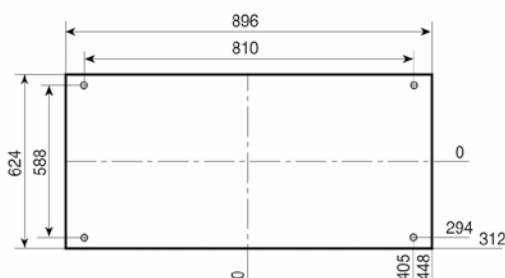
1.1730

S
96
116
136
156



1.1730

S
96
116
136
156



1.1730

S₁ - 27
S₂ - 46

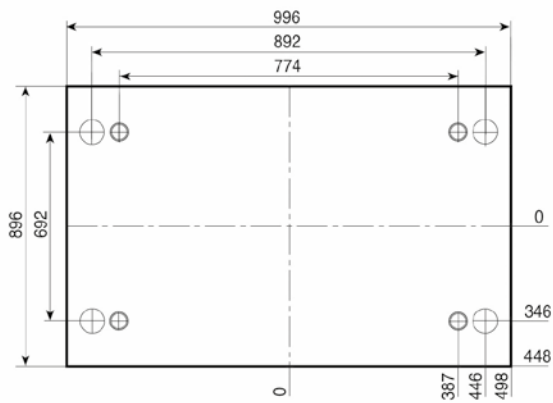
Esempio di ordinativo Order example Bestellbeispiel	articolo article Artikel	serie series Serie	spessore thickness Dicke	materiale material Material
	D-H	796 x 896	96	1.1730

Altri materiali sono disponibili a richiesta (1.2085 - 1.2714 - alluminio...)
Other materials available on request (1.2085 - 1.2714 - aluminium...)
Andere Materialien auf Anfrage verfügbar (1.2085 - 1.2714 - Aluminium...)

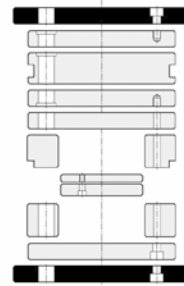
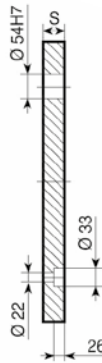
	<p>PSXE</p>	<p>1.1730</p> <p>S</p> <p>76 96 116 136 156 196</p>	<p>TOOLOX 33</p> <p>S</p> <p>76 96 116</p>	<p>1.2311 1.2738</p> <p>S</p> <p>136 156 196</p>
	<p>PI-Z</p>	<p>1.1730</p> <p>S</p> <p>76 96 116 136 156 196</p>	<p>TOOLOX 33</p> <p>S</p> <p>76 96 116</p>	<p>1.2311 1.2738</p> <p>S</p> <p>136 156 196</p>
	<p>PX-Z</p>	<p>1.1730</p> <p>S</p> <p>46 56 76</p>		
	<p>PF</p>	<p>1.1730</p> <p>S</p> <p>56 76</p>		

Esempio di ordinativo Order example Bestellbeispiel	articolo article Artikel	serie series Serie	spessore thickness Dicke	materiale material Material
	PSXE	769x996	76	1.1730

Altri materiali sono disponibili a richiesta (1.2085 - 1.2714 - alluminio...)
 Other materials available on request (1.2085 - 1.2714 - aluminium...)
 Andere Materialien auf Anfrage verfügbar (1.2085 - 1.2714 - Aluminium...)

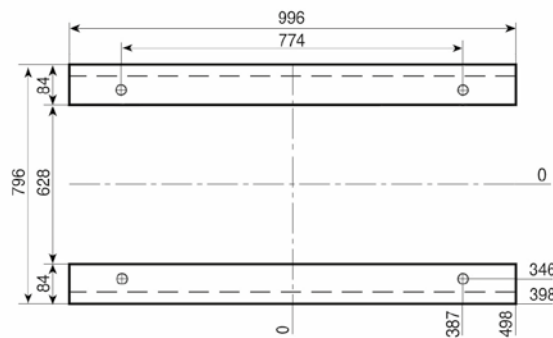


PD

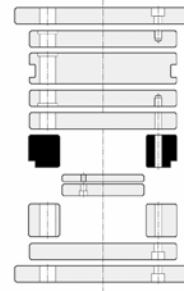


1.1730

S
76

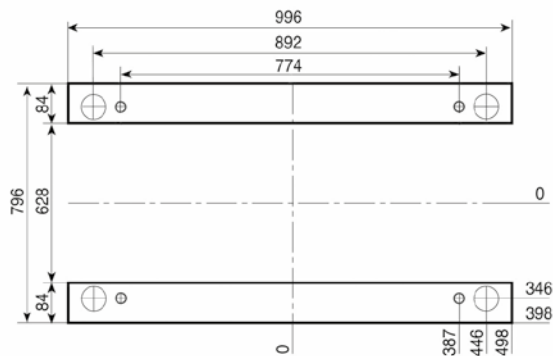


D

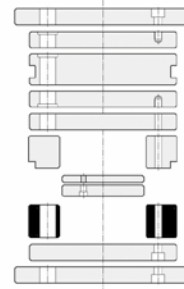


1.1730

S
96
116
136
156

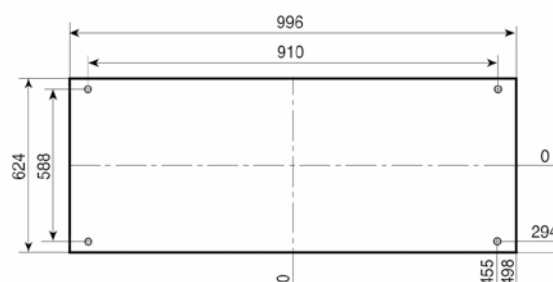


D-H

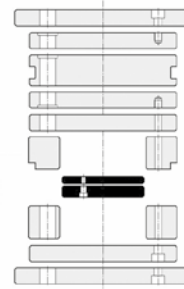
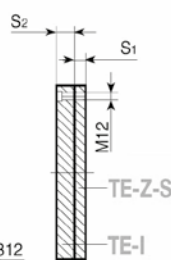


1.1730

S
96
116
136
156



TE-Z {TE-Z-S
TE-I

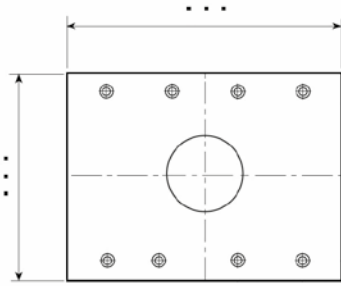


1.1730

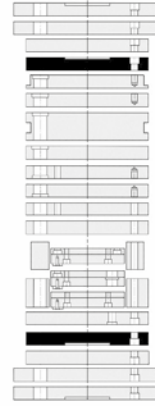

S₁ - 27
S₂ - 46

Esempio di ordinativo Order example Bestellbeispiel	articolo article Artikel D-H	serie series Serie 769 x 996	spessore thickness Dicke 96	materiale material Material 1.1730
--	---------------------------------------	---------------------------------------	--------------------------------------	---

Altri materiali sono disponibili a richiesta (1.2085 - 1.2714 - alluminio...)
Other materials available on request (1.2085 - 1.2714 - aluminium...)
Andere Materialien auf Anfrage verfügbar (1.2085 - 1.2714 - Aluminium...)



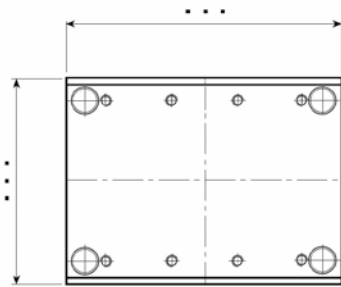
PS



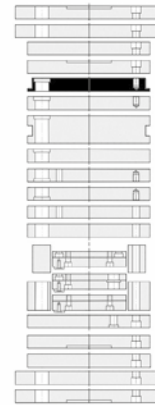
MATERIALI E DIMENSIONI A RICHIESTA

MATERIALS AND DIMENSIONS ON REQUEST

WERKSTOFFEN UND ABMESSUNGEN AUF ANFRAGE



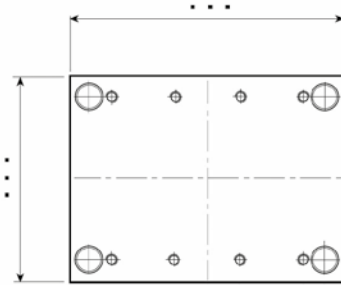
PSX



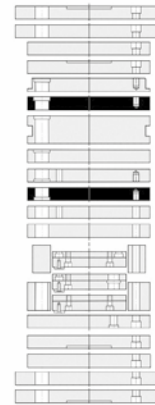
MATERIALI E DIMENSIONI A RICHIESTA

MATERIALS AND DIMENSIONS ON REQUEST

WERKSTOFFEN UND ABMESSUNGEN AUF ANFRAGE



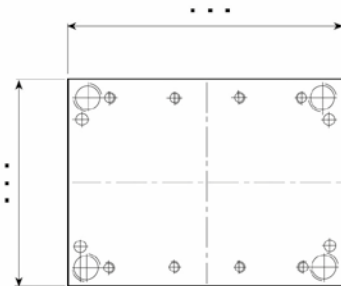
PI-Z



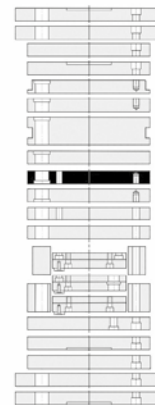
MATERIALI E DIMENSIONI A RICHIESTA

MATERIALS AND DIMENSIONS ON REQUEST

WERKSTOFFEN UND ABMESSUNGEN AUF ANFRAGE



PI



MATERIALI E DIMENSIONI A RICHIESTA

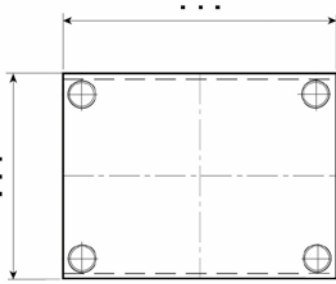
MATERIALS AND DIMENSIONS ON REQUEST

WERKSTOFFEN UND ABMESSUNGEN AUF ANFRAGE

Esempio di ordinativo Order example Bestellbeispiel	articolo article Artikel PSX	serie series Serie ...X...	spessore thickness Dicke ...	materiale material Material
---	---------------------------------------	-------------------------------------	---------------------------------------	--

Altri materiali sono disponibili a richiesta (1.2085 - 1.2714 - alluminio...)
Other materials available on request (1.2085 - 1.2714 - aluminium...)
Andere Materialien auf Anfrage verfügbar (1.2085 - 1.2714 - Aluminium...)

PSXE

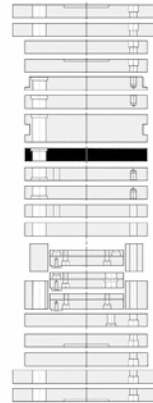
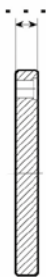
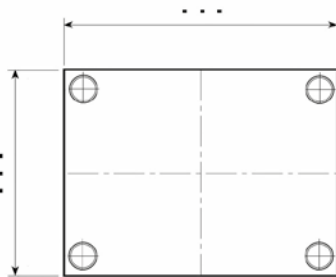


MATERIALI E DIMENSIONI A RICHIESTA

MATERIALS AND DIMENSIONS ON REQUEST

WERKSTOFFEN UND ABMESSUNGEN AUF ANFRAGE

PM

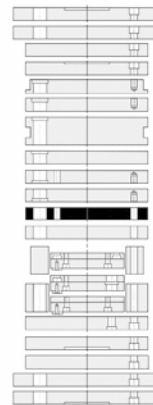
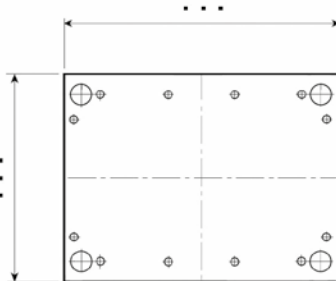


MATERIALI E DIMENSIONI A RICHIESTA

MATERIALS AND DIMENSIONS ON REQUEST

WERKSTOFFEN UND ABMESSUNGEN AUF ANFRAGE

PX

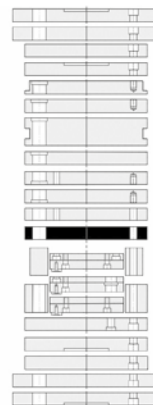
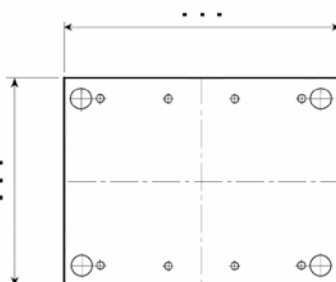


MATERIALI E DIMENSIONI A RICHIESTA

MATERIALS AND DIMENSIONS ON REQUEST

WERKSTOFFEN UND ABMESSUNGEN AUF ANFRAGE

PX-Z



MATERIALI E DIMENSIONI A RICHIESTA

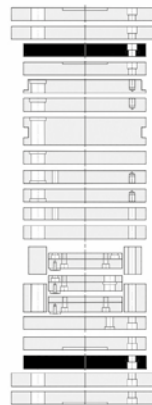
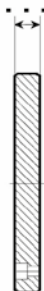
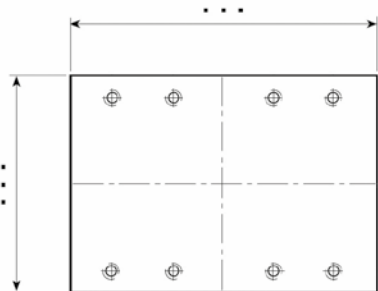
MATERIALS AND DIMENSIONS ON REQUEST

WERKSTOFFEN UND ABMESSUNGEN AUF ANFRAGE

Esempio di ordinativo Order example Bestellbeispiel	articolo article Artikel PSXE	serie series Serie ...X...	spessore thickness Dicke ...	materiale material Material
---	--	-------------------------------------	---------------------------------------	--

Altri materiali sono disponibili a richiesta (1.2085 - 1.2714 - alluminio...)
Other materials available on request (1.2085 - 1.2714 - aluminium...)
Andere Materialien auf Anfrage verfügbar (1.2085 - 1.2714 - Aluminium...)

PF

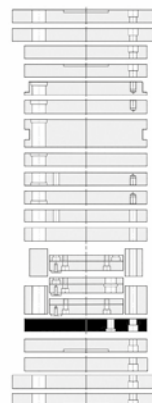
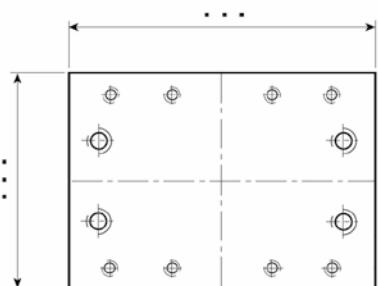


MATERIALI E DIMENSIONI A RICHIESTA

MATERIALS AND DIMENSIONS ON REQUEST

WERKSTOFFEN UND ABMESSUNGEN AUF ANFRAGE

PF-G

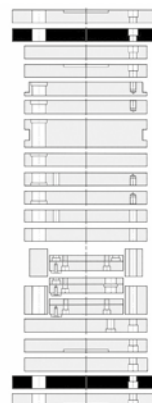
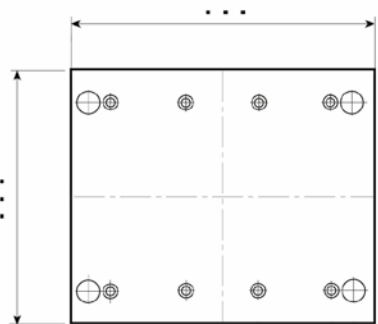


MATERIALI E DIMENSIONI A RICHIESTA

MATERIALS AND DIMENSIONS ON REQUEST

WERKSTOFFEN UND ABMESSUNGEN AUF ANFRAGE

PD

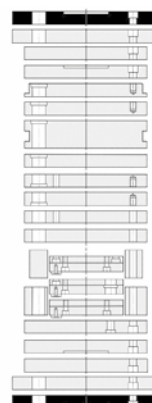
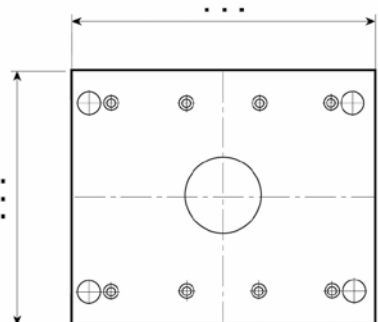


MATERIALI E DIMENSIONI A RICHIESTA

MATERIALS AND DIMENSIONS ON REQUEST

WERKSTOFFEN UND ABMESSUNGEN AUF ANFRAGE

PD-C



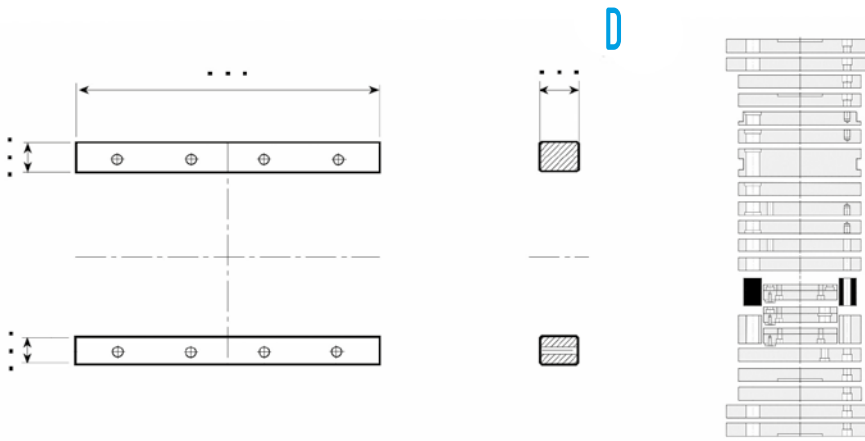
MATERIALI E DIMENSIONI A RICHIESTA

MATERIALS AND DIMENSIONS ON REQUEST

WERKSTOFFEN UND ABMESSUNGEN AUF ANFRAGE

Esempio di ordinativo Order example Bestellbeispiel	articolo article Artikel	serie series Serie	spessore thickness Dicke	materiale material Material
	PF-6	...X...

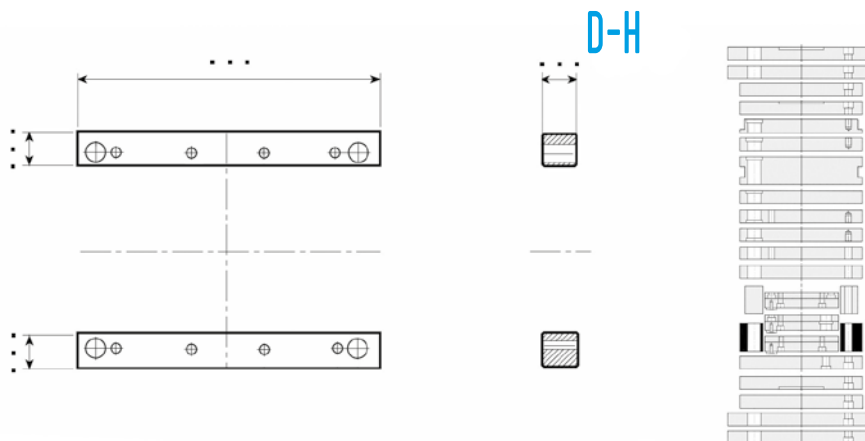
Altri materiali sono disponibili a richiesta (1.2085 - 1.2714 - alluminio...)
Other materials available on request (1.2085 - 1.2714 - aluminium...)
Andere Materialien auf Anfrage verfügbar (1.2085 - 1.2714 - Aluminium...)



MATERIALI E DIMENSIONI A RICHIESTA

MATERIALS AND DIMENSIONS ON REQUEST

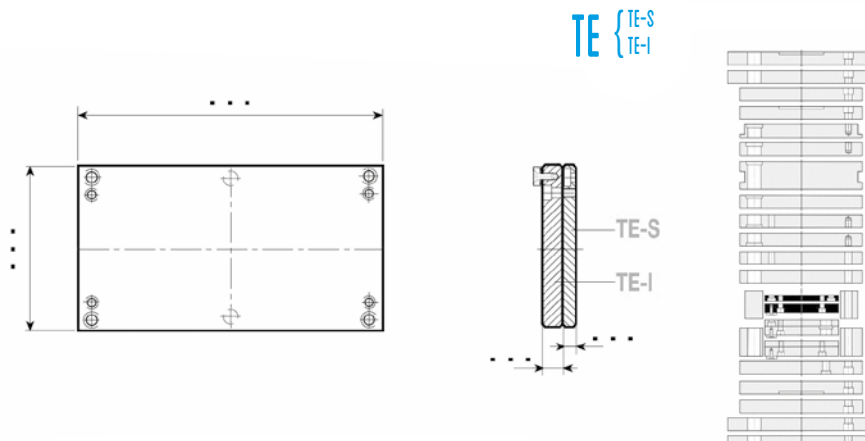
WERKSTOFFEN UND ABMESSUNGEN AUF ANFRAGE



MATERIALI E DIMENSIONI A RICHIESTA

MATERIALS AND DIMENSIONS ON REQUEST

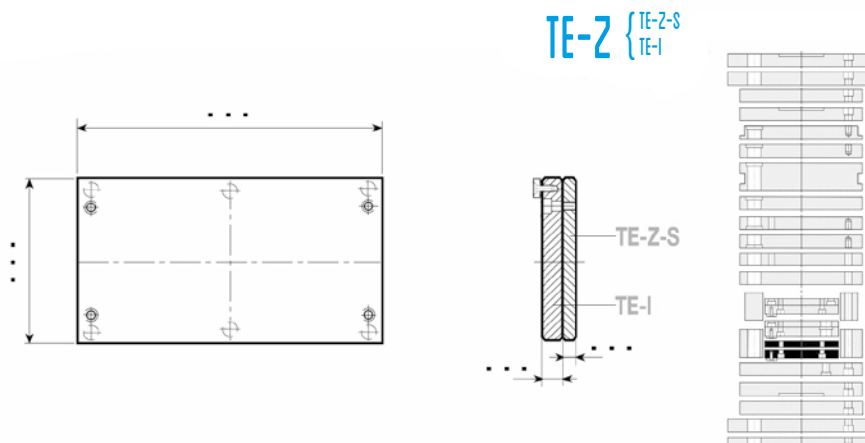
WERKSTOFFEN UND ABMESSUNGEN AUF ANFRAGE



MATERIALI E DIMENSIONI A RICHIESTA

MATERIALS AND DIMENSIONS ON REQUEST

WERKSTOFFEN UND ABMESSUNGEN AUF ANFRAGE



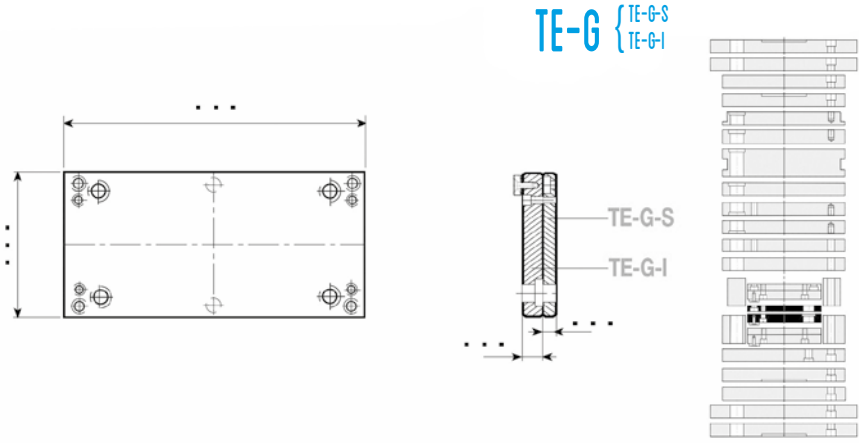
MATERIALI E DIMENSIONI A RICHIESTA

MATERIALS AND DIMENSIONS ON REQUEST

WERKSTOFFEN UND ABMESSUNGEN AUF ANFRAGE

Esempio di ordinativo Order example Bestellbeispiel	articolo article Artikel D-H	serie series Serie ...X...	spessore thickness Dicke ...	materiale material Material
---	---------------------------------------	-------------------------------------	---------------------------------------	--

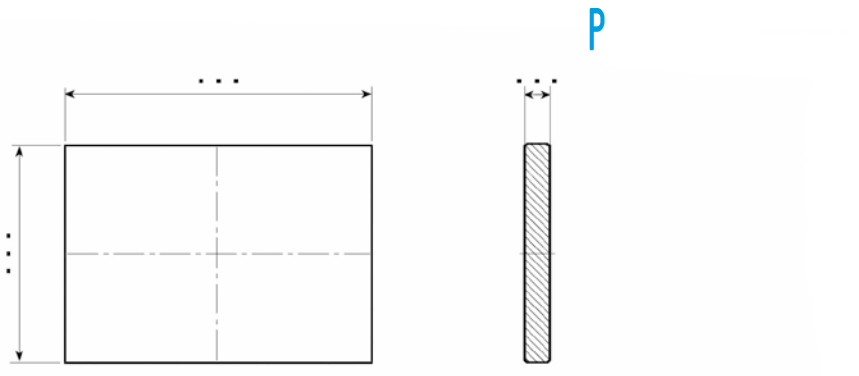
Altri materiali sono disponibili a richiesta (1.2085 - 1.2714 - alluminio...)
Other materials available on request (1.2085 - 1.2714 - aluminium...)
Andere Materialien auf Anfrage verfügbar (1.2085 - 1.2714 - Aluminium...)



MATERIALI E DIMENSIONI A RICHIESTA

MATERIALS AND DIMENSIONS ON REQUEST

WERKSTOFFEN UND ABMESSUNGEN AUF ANFRAGE



MATERIALI E DIMENSIONI A RICHIESTA

MATERIALS AND DIMENSIONS ON REQUEST

WERKSTOFFEN UND ABMESSUNGEN AUF ANFRAGE

Esempio di ordinativo Order example Bestellbeispiel	articolo article Artikel	serie series Serie	spessore thickness Dicke	materiale material Material
	TE-G-I	...X...

Altri materiali sono disponibili a richiesta (1.2085 - 1.2714 - alluminio...)
Other materials available on request (1.2085 - 1.2714 - aluminium...)
Andere Materialien auf Anfrage verfügbar (1.2085 - 1.2714 - Aluminium...)

CONDIZIONI GENERALI DI VENDITA

PREAMBOLO

- a) Tutte le vendite effettuate rispondono esclusivamente alle presenti Condizioni Generali di Vendita: esse prevalgono su ogni diversa clausola contenuta nella richiesta di offerta, nell'ordine ed ogni altro accordo. Ogni trasmissione di ordini alla nostra Società implica l'accettazione da parte dell'acquirente delle presenti condizioni senza riserva.
- b) Le due parti verranno indicate nel presente contratto come il "Fornitore" (Pedrotti S.p.A.) e il "Acquirente"
- c) Gli ordini vanno trasmessi completi in ogni loro parte e hanno valore di proposta contrattuale la cui accettazione è costituita dalla conferma d'ordine redatta dal Fornitore che stabilisce le condizioni particolari della fornitura. Le condizioni espresse nella conferma d'ordine prevalgono su quelle indicate in fase d'offerta e/o nell'ordine da parte dell'Acquirente e si intendono definitive se non rigettate immediatamente

CONDIZIONI GENERALI DI VENDITA

1. RESA: Salvo diversi precisi accordi scritti, i prezzi si intendono sempre per merce franco stabilimento di produzione o di deposito. Gli eventuali imballaggi al prezzo di costo, le spese di trasporto, e qualunque altra spesa o tassa che dovesse gravare sulla merce sono a carico dell'Acquirente.

2. CONSEGNA: Le consegne avverranno secondo le possibilità e le esigenze di fabbricazione. I termini di consegna sono senza impegno tassativo da parte della società. Gli eventuali ritardi non possono dar luogo a risarcimento di danni né ad annullamento o riduzione dell'ordinazione e gli imprevisti, come scioperi, sospensione energia elettrica, alluvioni, incendi, difficoltà nei trasporti e guasti alle macchine, difficoltà di rifornimento materie prime, ecc., ecc., costituiscono casi di forza maggiore per il Fornitore. In caso di mancata consegna della merce approntata, per ragioni non dipendenti dal Fornitore, decorreranno ugualmente i termini di pagamento dall'avviso di merce pronta e a carico dell'Acquirente decorreranno le spese di immagazzinaggio con esonero del Fornitore da ogni responsabilità per danneggiamenti di sorta.

3. TRASPORTI: Le merci vendute, dal momento in cui lasciano i magazzini della società s'intendono di proprietà dell'Acquirente e quindi a tutti gli effetti, consegnate allo stesso anche se vendute franco destino e qualunque siano le condizioni di pagamento pattuite; ogni responsabilità del Fornitore cessa pertanto nel momento in cui la merce esce dalle fabbriche o dai suoi magazzini. Qualora il vettore, per tutto o parte del percorso, sia lo stesso Fornitore, è inteso che l'Acquirente la esonera sin d'ora da qualsiasi responsabilità dipendente dal trasporto, che verrà effettuato ad esclusivo rischio e pericolo dell'Acquirente stesso. Il Fornitore sia come venditore, che come eventuale vettore, è esonerato dall'obbligo di assicurare il trasporto qualora l'Acquirente non lo richieda espressamente nel contratto di vendita; in tal caso l'assicurazione sarà effettuata a spese dell'Acquirente, presso la compagnia che egli indicherà o, in difetto, presso una compagnia di fiducia del Fornitore stesso.

4. PAGAMENTI: Le condizioni di pagamento vengono stabilite ad ogni offerta, in mancanza di speciali accordi. Il fornitore, nel caso accettasse di posticipare il termine di consegna su richiesta dell'Acquirente, acquisirà diritto al rimborso degli oneri di immagazzinaggio. Ai fini delle scadenze dei pagamenti la consegna sarà da intendersi come avvenuta nei termini pattuiti. I pagamenti si riterranno validi soltanto se effettuati direttamente al Fornitore o a persona espressamente delegata alle riscossioni. In caso di ritardato pagamento decorreranno gli interessi del 6% annuo superiore al tasso ufficiale di sconto della Banca d'Italia anche per regolamento con cambiali. Se una vendita si compone di più consegne, il mancato pagamento anche di una sola fattura autorizza la Società a rescindere il contratto, trattenendo a titolo di risarcimento quanto versato e restando riservata al Fornitore ogni azione di rivalsa per maggiori danni.

5. CONDIZIONI DI FORNITURA: Il Fornitore si riserva il diritto di modificare a sua discrezione le tolleranze e/o le caratteristiche tecniche dei prodotti indicate nel presente catalogo e si impegna ad informare tempestivamente il cliente in forma scritta.

6. RECLAMI O CONTESTAZIONI: I reclami per difetti della merce dovranno, sotto pena di decadenza, essere avanzati entro 8 giorni dall'effettivo arrivo a destinazione. La custodia del materiale spetta all'Acquirente. Il fornitore non assume alcuna responsabilità per le alterazioni subite dal materiale dopo l'arrivo e dovute a qualsiasi causa. La Società non risponde per alterazioni, avarie od usure che il materiale stesso dovesse subire in dipendenza di sollecitazioni di trattamento o di uso errati. In caso di ritorno di merce protestata, questa dovrà essere spedita a carico dell'Acquirente in porto franco; in difetto di ciò il Fornitore potrà rifiutare il ritiro. Resta invece inteso che eventuali contestazioni su una singola spedizione non avranno alcun effetto sul resto dell'ordine e dell'impegno. Resta pure esplicitamente stabilito che il Fornitore non assume alcuna responsabilità relativamente al valore del prodotto fornito, e che in nessun modo o per nessun motivo essa dovrà corrispondere qualsiasi indennità per eventuali danni diretti o indiretti.

L'obbligo resta pertanto limitato alla sostituzione di quella parte di merce che i suoi tecnici riconosceranno difettosa di materiale o di lavorazione.

7. QUANTITÀ: La quantità della merce che il Fornitore si impegna a fornire - salvo gli impedimenti di cui gli articoli precedenti - è quella indicata nell'ordine. Tutte le misure e i dati relativi di costruzione, anche se rilevati dal Fornitore, debbono essere controllati dall'Acquirente sotto sua responsabilità. Tutte le ordinazioni in aggiunta alla fornitura principale saranno sempre soggette alle presenti Condizioni Generali di Vendita e saranno accettate dal Fornitore con facoltà di aumentare i prezzi e per consegna - il prima possibile - compatibilmente con gli impegni aziendali dal Fornitore.

8. PREZZI: I prezzi sono stipulati in base ai costi delle materie prime e della manodopera in atto al momento dell'ordine. Qualora dopo la conclusione del contratto sopravvengano aumenti dei costi, l'Acquirente si impegna a riconoscere un adeguato aumento del prezzo della fornitura. Un'eventuale fornitura a determinate quotazioni non impegna la società a mantenere gli stessi prezzi per altra commessa, anche se a distanza di pochi giorni, essendo le quotazioni stesse variabili secondo le disponibilità di materie prime o di manodopera.

9. COMPETENZE: Per quanto si riferisce a vendite e ad impegni quindi per ogni azione o contestazione ad essi relativa e da essa dipendente, sarà esclusivamente competente l'Autorità Giudiziaria di Brescia rinunciando le parti a ogni diritto od eccezione contraria alla piena osservazione di tale clausola, anche se il pagamento sia convenuto a mezzo tratta o pagherò cambiali domiciliari presso il debitore.

10. DANNI PER MERCI GIACENTI: La merce ordinata, fabbricata e pagata, è di proprietà dell'Acquirente. Il Fornitore gli darà comunicazione scritta di merce pronta e da quel momento tutti i danni di qualsiasi specie e derivanti da qualunque causa saranno a carico dell'Acquirente, al quale spetterà l'onere ed il compito di chiedere eventuali risarcimenti a chi di dovere.

11. NOTE: I termini stipulati per il pagamento si intendono perentori ed essenziali; verificandosi l'inadempienza dell'Acquirente per qualsiasi ragione o causa, il Fornitore avrà la facoltà di ritenere risolto il contratto e di ritirare di conseguenza la merce venduta, incamerando quanto già riscosso a titolo di penale per inadempienza dell'Acquirente, salvo ed impeggiati i danni per il deterioramento o le avarie riscontrate nella merce.



GENERAL TERMS OF SALE

PREAMBLE

- a) All sales refer exclusively to these General Terms of Sale: these conditions prevail over all other clauses in requests for quotations, orders, or other agreements. Each order sent to our company implicitly implies acceptance of these conditions by the purchaser.
- b) The two parties are referred to in this contract as "Supplier" (Pedrotti S.p.A.) and "Purchaser"
- c) Orders must be sent fully completed and value as a contractual offer which is accepted with the Order Confirmation sent by the Supplier that defines the specific terms of supply. The terms in the order confirmation prevail over all others indicated during quotation and/or order by the Purchaser, and are considered final if not rejected immediately.

GENERAL TERMS OF SALE

- 1. TERMS:** Unless there are specific, previous, written agreements, the prices are always for ex-works goods at the production plant or the warehouse. Any packaging costs, shipping costs, and any other expenses or taxes that are applied to the goods are the sole responsibility of the Purchaser.
- 2. DELIVERY:** Delivery will be performed based on production needs and availability. Delivery dates are not binding for the Supplier. Delays cannot be the cause for request for damages, cancellation or reduction in the order; incidents, such as strikes, suspension of electric supply, floods, fires, difficulties in shipping, machine malfunctions, problems in raw material supply, etc., are cases of force majeure for the Supplier. Should goods ready for shipment not be delivered, for reasons not directly resulting from the Supplier, the terms of payment start from the date of the goods ready advisory and the Purchaser is responsible for all costs for storage, exempting the Supplier from any and all responsibility for damage of any sort.
- 3. SHIPPING:** From the moment the goods sold leave the Supplier's warehouse they are property of the Purchaser and therefore, to all effects, are delivered to the Purchaser, even if sold delivered and regardless of the agreed payment terms; therefore, the Supplier's responsibility for the goods ceases from the moment the goods leave the factory or its warehouses. If the shipper is the same Supplier for all or a portion of the route, it is understood that the Purchaser excludes the Supplier from all responsibility due to transport, which will be performed at the sole risk of the Purchaser. The Supplier company, both as Supplier and forwarder, is exonerated from the obligation to insure the shipment of the goods should the Purchaser not expressly request this in the purchase contract; in this case the insurance is the responsibility and expense of the Purchaser, with their company of choice, or with a reliable insurance company chosen by the Supplier.
- 4. PAYMENT:** Payment terms are established for each quotation unless there are specific agreements. Should the Supplier accept a delay in the delivery terms upon request of the Purchaser, the Supplier has the right to request reimbursement for storage charges. For payment dates, the delivery is understood to be carried out with the agreed terms. Payment is only considered valid if performed directly to the Supplier or to a person expressly delegated as an authorized agent for payment. If there is delay in payment, interest will be assessed at a rate of 6% annually in addition to the official interest rate of the Banca d'Italia, this is also valid for promissory payments. If a sale consists of multiple deliveries, payment default for even a single invoice authorizes the Supplier to recede from the contract, withholding payments made as amendment, with the reserve that the Supplier has the right to recourse for greater damages.
- 5. CONDITIONS OF SUPPLY:** Pedrotti reserves itself the right to change at its discretion tolerances and/or technical specifications of the products listed in this catalog and undertakes the liability to promptly inform the client in writing form.
- 6. COMPLAINTS OR DISPUTES:** Complaints for defects in the goods must be communicated within 8 days from effective arrival at the destination or this right will be forfeit. Storage of the goods is the responsibility and cost of the Purchaser. The Supplier assumes no responsibility for changes suffered by the material after arrival due to any cause. The Supplier declines all responsibility for any changes, modifications, malfunctions, or wear that the material may suffer due to handling or improper use. Goods returned due to dispute must be shipped at the Purchaser's cost, delivered; any other shipping term may allow the Supplier to refuse the goods. It is understood that any disputes for a single shipment will not have effects on the remain of the order and the Purchaser's obligation. It is explicitly agreed that the Supplier declines all responsibility for the value of the supplied product, and declines all responsibility for any direct or indirect damages caused. The obligation of the Supplier is limited to the replacement of that portion of the goods that the Supplier's technicians deem defective due to material or processing.
- 7. QUANTITY:** The quantity of the goods that the Supplier commits to provisioning – with the reserve for the restrictions in the previous paragraphs – is that indicated in the order. All of the measurements and data relative to construction, even if taken by the Supplier, must be checked by the Purchaser under his sole responsibility. All additions to the primary order are always subject to these same general Terms of Sales and will be accepted by the Supplier with the reserve to increase prices and to determine delivery – as quickly as possible – compatibly with the Supplier's other commitments.
- 8. PRICES:** Prices are established based on the raw materials and labor costs at the time of order. Should there have been cost increases following the signature of the contract, the Purchaser commits to recognizing a suitable price increase for the supply. Supply of a specific quotation does not commit the Supplier to maintaining the same prices for further orders, even after just a few days, as pricing is based on the availability of raw materials and/or labor, which may vary.
- 9. COMPETENCE:** In terms of sales and commitments, and for each and every action, complaint, or dispute in this regard and bearing, the Courts of Brescia will have exclusive competence, the parties declining any and all rights, or exceptions contrary to the full observation this clause, even if payment has been agreed with drafts or promissory notes by the debtor.
- 10. DAMAGES FOR STORED GOODS:** The goods ordered, manufactured and paid are the property of the Purchaser. The Supplier will provide a written goods ready advisory and from that time all damages of any type, due to any cause, will be the full responsibility of the Purchaser; the Purchaser is responsible for charges and must pursue reimbursement for these from whom ever is responsible.
- 11. NOTES:** The terms determined for payment are final and essential. Should the Purchaser default for any reason or cause, the Supplier has the right to consider the contract terminated and, consequently, withdraw the goods sold, retaining what has already been paid as a cancellation fee by the Purchaser, without prejudice to the right to claim damages for deterioration or faults found with the goods.

ALLGEMEINE GESCHÄFTSBEDINGUNGEN

PRÄAMBEL

- a) Alle Geschäfte werden ausschließlich zu den vorliegenden Allgemeinen Geschäftsbedingungen getätigt: diese haben den Vorzug vor jeder anderslautenden Klausel in Angebot, Bestellung und sonstigen Vereinbarungen. Mit der Erteilung eines Auftrags an unser Unternehmen stimmt der Käufer den vorliegenden AGBs uneingeschränkt zu.
- b) Die beiden Parteien werden im vorliegenden Vertrag als „Lieferant“ (Pedrotti S.p.A) und „Käufer“ bezeichnet.
- c) Aufträge müssen mit vollständigen Angaben eingehen und gelten als Vertragsangebot, dessen Annahme die vom Lieferanten ausgestellte Auftragsbestätigung ist, mit welcher er die besonderen Bedingungen der Lieferung festlegt. Die in der Auftragsbestätigung angegebenen Bedingungen haben Vorrang gegenüber den in der Angebotsphase und/oder im Auftrag des Käufers angegebenen Bedingungen und gelten als endgültig festgelegt, wenn sie nicht umgehend abgelehnt werden.

ALLGEMEINE GESCHÄFTSBEDINGUNGEN

- 1. LEISTUNG:** Vorbehaltlich präziser, schriftlicher anderslautender Vereinbarungen verstehen sich die Preise grundsätzlich ab Werk oder ab Lager. Die eventuellen Verpackungen zum Einkaufspreis, die Transportkosten und alle sonstigen Kosten oder Abgaben, die auf den Waren lasten sollten, gehen zu Lasten des Käufers.
- 2. LIEFERUNG:** Die Lieferungen werden entsprechend der Möglichkeiten und Fabrikationserfordernisse ausgeführt. Die angegebenen Lieferfristen sind ohne Gewähr. Eventuelle Verzögerungen geben keinen Anlass zu Schadensersatzforderungen, Stornierungen oder Reduzierungen der bestellten Mengen. Unvorhergesehene Vorkommnisse wie Streiks, Stromausfälle, Überschwemmungen, Feuer, Transportschwierigkeiten und Maschinenschäden, Rohstoff-Versorgungsschwierigkeiten, etc. gelten als höhere Gewalt. Im Falle der ausgebliebenen Lieferung der fertiggestellten Ware aus Gründen, die nicht dem Lieferanten anzulasten sind, beginnt die Zahlungsfrist unverändert mit der Bereitstellungsmittteilung und der Käufer hat die Kosten für die Lagerung der Ware zu tragen. Der Lieferant übernimmt keine Verantwortung für evtl. sonstigen Beschädigungen.
- 3. TRANSPORT:** Das Eigentum der verkauften Ware geht mit dem Verlassen der unternehmenseigenen Lager auf den Käufer über und gilt in jeder Hinsicht als an diesen geliefert. Dies gilt auch bei Lieferungen frei Haus und ist unabhängig von den Zahlungsvereinbarungen. Jede Verantwortung des Lieferanten endet in dem Moment, in dem die Ware die Werke oder die Lager verlässt. Ist der Lieferant selbst über einen Teil oder den ganzen Weg auch der Frachtführer, befreit der Käufer ihn von jeder Verantwortung im Zusammenhang mit dem Transport, welcher vollkommen auf seine eigene Verantwortung erfolgt. Das Unternehmen, sowohl als Lieferant als auch als eventueller Frachtführer, ist nicht verpflichtet, den Transport zu versichern, wenn der Käufer dies nicht ausdrücklich im Kaufvertrag verlangt; ist das der Fall, wird die Versicherung auf Kosten des Käufers bei dem von ihm angegebenen Versicherungsunternehmen abgeschlossen. Gibt der Käufer kein Unternehmen an, wird der Vertrag mit einer Versicherungsgesellschaft des Vertrauens des Lieferanten selbst abgeschlossen.
- 4. ZAHLUNG:** 4. ZAHLUNG - Die Zahlungsbedingungen werden mit jedem Angebot festgelegt, wenn keine Sondervereinbarungen vorliegen. Für den Fall, dass der Lieferant auf Wunsch des Käufers eine Lieferverschiebung akzeptiert, hat er das Recht auf Erstattung der Lagerkosten. Im Sinne der Zahlungsfrist gilt die Lieferung entsprechend der Vereinbarungen als erfolgt. Die Zahlungen werden nur dann anerkannt, wenn sie direkt an das Unternehmen oder an einen ausdrücklich mit dem Einzug der Zahlungen beauftragten Bevollmächtigten erfolgen. Bei Zahlungsverzug werden Verzugszinsen in Höhe von 6% pro Jahr über dem offiziellen Diskontsatz der Banca d' Italia berechnet. Dies gilt auch für Wechselzahlungen. Setzt sich ein Verkauf aus mehreren Lieferungen zusammen, ist der Lieferant bei Ausbleiben der Zahlung auch nur einer Rechnung befugt, den Vertrag aufzulösen und die gezahlte Summe als Schadensersatz einzubehalten. Der Lieferant behält sich jedoch vor, weitere Regressklagen für höhere Schäden zu führen.
- 5. LIEFERBEDINGUNGEN:** Pedrotti behält sich das Recht vor, nach eigenem Ermessen Toleranzen und / oder Spezifikationen der in diesem Katalog angegebenen Produkten zu ändern und verpflichtet sich, den Kunden schriftlich unverzüglich zu informieren.
- 6. REKLAMATIONEN ODER BEANSTANDUNGEN:** Reklamationen wegen mangelhafter Ware müssen innerhalb von 8 Tagen nach dem tatsächlichen Eingang am Bestimmungsort eingereicht werden. Die Verwahrung des Materials ist zu Lasten des Käufers. Der Lieferant übernimmt keine Verantwortung für Veränderungen des Materials nach dem Eingang und aus jeglichem Grund. Der Lieferant übernimmt keine Verantwortung für Veränderungen, Havarien oder Abnutzungen, die das Material infolge von unsachgemäßen Belastungen oder Verwendungen erfährt. Beanstandete Ware muss zu Lasten des Käufers frei Haus zurückgesendet werden; ist das nicht der Fall, kann der Lieferant die Warenannahme verweigern. Eventuelle Beanstandungen einer einzelnen Lieferung haben jedoch keine Auswirkung auf die restliche Bestellung und die eingegangenen Verpflichtungen. Weiterhin wird ausdrücklich festgelegt, dass der Lieferant keine Verantwortung für den Wert des gelieferten Produkts übernimmt und auf keine Weise oder aus jeglichem Grund für einen Schadensersatz eventueller direkter oder indirekter Schäden aufzukommen hat. Die einzige Verpflichtung beschränkt sich auf den Ersatz jener Ware, für die die hauseigenen Techniker Material- oder Bearbeitungsfehler anerkennen.
- 7. MENGE:** Die Warenmenge, die der Lieferant sich verpflichtet zu liefern (vorbehaltlich der in den vorangegangenen Artikeln genannten Verhinderungen) ist die im Auftrag angegebene Menge. Alle Abmessungen und die Daten zur Fertigung müssen vom Käufer auf dessen Verantwortung geprüft werden (auch wenn diese vom Lieferanten erfasst wurden). Alle zusätzlich zur Hauptbestellung eingehenden Bestellungen unterliegen ebenfalls den vorliegenden AGBs und werden vom Lieferanten akzeptiert, jedoch mit Vorbehalt einer eventuellen Preiserhöhung und mit einer Lieferfrist, die mit den bereits eingegangenen Verpflichtungen des Lieferanten vereinbar ist.
- 8. PREISE:** Die Preise werden auf Grund der bei Auftragsingang geltenden Rohmaterialpreise und Löhne vereinbart. Sollte nach Vertragsabschluss Kostenerhöhungen eintreten, verpflichtet sich der Käufer, eine entsprechende Preiserhöhung für die Lieferung anzuerkennen. Eine eventuelle Lieferung zu bestimmten Preisangaben verpflichtet den Lieferanten nicht, die gleichen Preise für einen auch nur wenige Tage später eingehenden Auftrag beizubehalten, da diese je nach Verfügbarkeit des Rohmaterials oder der Höhe der Löhne Schwankungen unterliegen können.
- 9. GERICHTSSTAND:** Im Hinblick auf Geschäfte und Verpflichtungen und somit für jeden damit im Zusammenhang stehenden bzw. Daraus resultierenden Vorgang oder Beanstandung ist ausschließlich der Gerichtsstand von Brescia zuständig. Die Parteien verzichten auf jedes Recht oder Ausnahme, die der vollen Beachtung dieser Klausel widerspricht, auch wenn eine Zahlung mittels Wechseln oder Domizilwechseln beim Schuldner vereinbart wurde.
- 10. SCHADEN DURCH UNGELIEFERTER WARE:** Die bestellte, produzierte und bezahlte Ware ist Eigentum des Käufers. Der Lieferant erteilt schriftliche Mitteilung, dass die Ware bereit ist und ab diesem Zeitpunkt gehen alle Schäden und Folgeschäden jeglicher Ursache zu Lasten des Käufers, dem die Aufgabe und Verpflichtung obliegt, eventuellen Schadensersatz von den zuständigen Stellen zu fordern.
- 11. ANMERKUNGEN:** Die vereinbarten Zahlungsfristen sind endgültig und grundsätzlich; im Falle der Nichterfüllung des Käufers aus jeglichem Grund oder Ursache ist der Lieferant berechtigt, den Vertrag als aufgelöst ansehen und dementsprechend die verkaufte Ware einzuziehen. Bereits getätigte Zahlungen werden in diesem Fall als Vertragsstrafe wegen Nichterfüllung des Käufers einbehalten, unter Vorbehalt weiterer Schadensersatzforderungen für Verfall oder Schäden, die an der Ware festgestellt werden.

EDIZIONE OTTOBRE 2014

PEDROTTI

NORMALIZZATI - MECCANICA

DIREZIONE

HEAD OFFICE:

Via della Ferrovia, 1/3/5
25085 Gavardo (Bs) Italia

Unità produttive

Production Dept.:

Via della Ferrovia, 1/3/5
25085 Gavardo (Bs) Italia

Via IV Novembre, 160
25080 Prevalle (Bs) Italia

Amministrazione e Ufficio Personale

Administration and HR:

Tel. +39 0365.330.146
Fax. +39 0365 330.140
amministrazione@pedrotti.it
personale@pedrotti.it

Ufficio Vendite

Sales:

Tel. +39 0365.330.111
Fax. +39 0365.330.150
vendite@pedrotti.it
meccanica@pedrotti.it

www.pedrotti.it

